



Steamboat

2024 MASTER SIGN PLAN

Steamboat Resort Sign Program

March 09, 2025

1. Preface

A. The Steamboat Resort Sign Program (Program) was prepared in coordination with the City of Steamboat Springs Planning & Community Development.

2. On Snow Signage

Any “on snow” signage will be considered interior signage based on definitions as indicated in the Community Development Code. “On snow” is classified as any area past the promenade that is primarily used for recreational purposes.

A B C D E F G H I J K L M N O P Q R S

1
2
3
4
5
6
7
8
9
10
11
12
13



- Zone 1 - SP-3
- Zone 2 - SP-4
- Zone 3 - SP-5
- Zone 4 - SP-6



A B C D E F G H I J K L M N O P Q R S

MASTER SIGN PLAN

ISSUE DATE: 03/19/2025

DRAWN: CA REVIEWED:

MASTER SIGN PLAN
OVERALL SITE PLAN
STEAMBOAT SQUARE

SHEET NUMBER

SP-1



MASTER SIGN PLAN

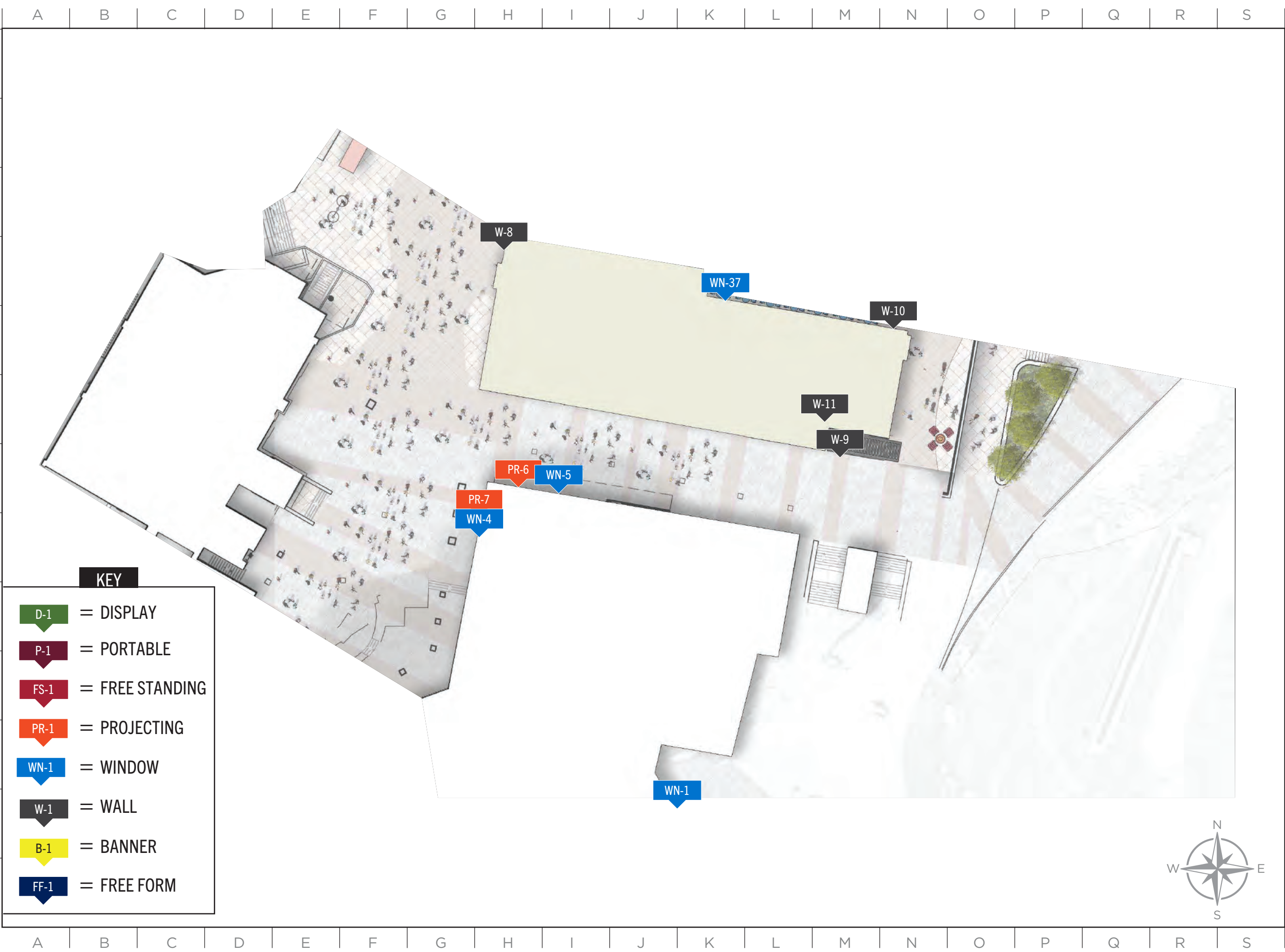
ISSUE DATE: 03/19/2025

DRAWN: CA REVIEWED:

MASTER SIGN PLAN
TRANSIT CENTER SITE PLAN

SHEET NUMBER
SP-2

MASTER SIGN PLAN

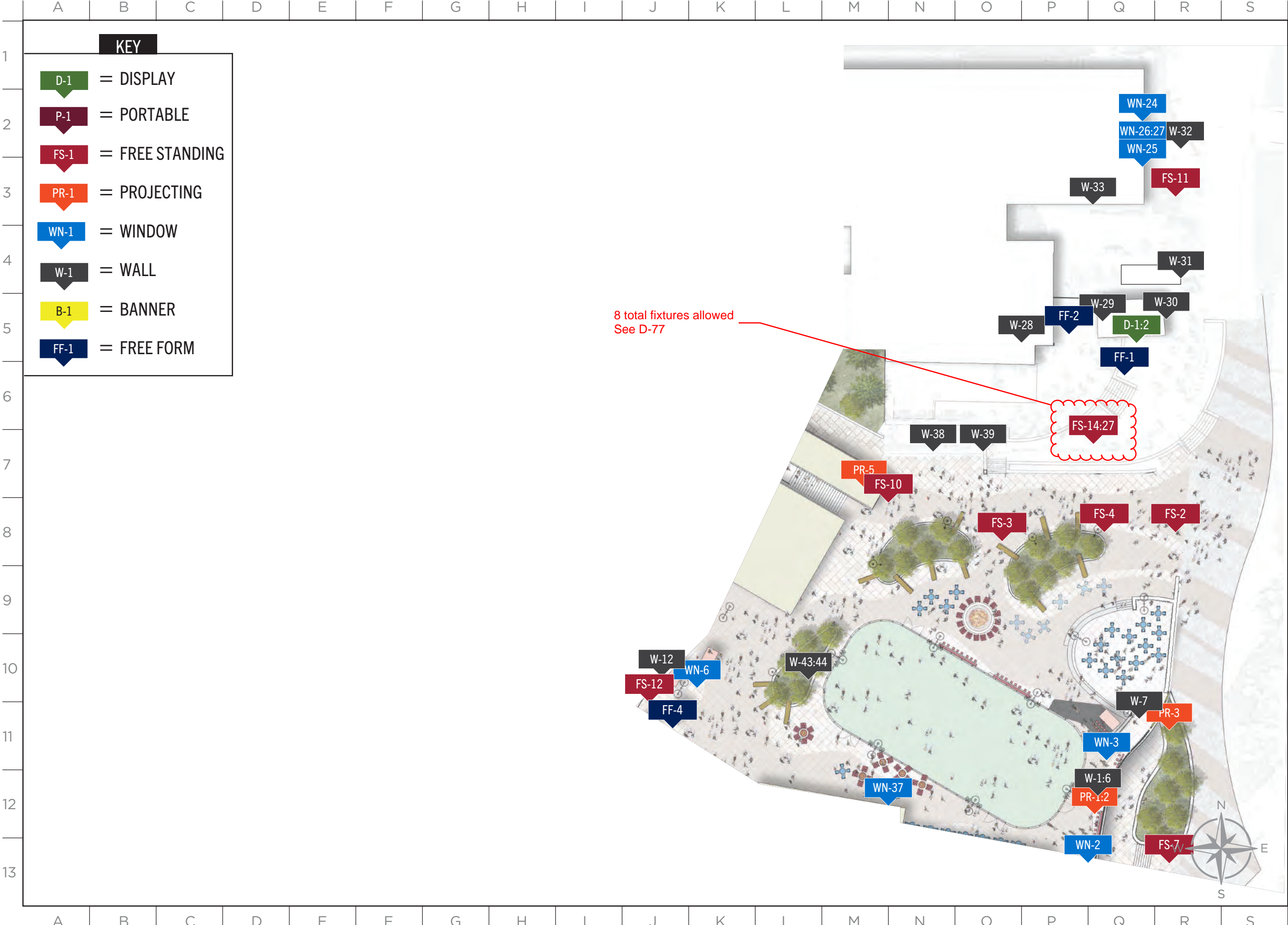


ISSUE DATE: 03/19/2025

DRAWN: CA REVIEWED:

MASTER SIGN PLAN
STEAMBOAT SQUARE
ZONE 1

SHEET NUMBER
SP-3



MASTER SIGN PLAN

ISSUE DATE: 03/19/2025

DRAWN: CA REVIEWED:

MASTER SIGN PLAN
STEAMBOAT SQUARE
ZONE 2

SHEET NUMBER
SP-4

DRAWN: CA REVIEWED: _____



D-1	= DISPLAY
P-1	= PORTABLE
FS-1	= FREE STANDING
PR-1	= PROJECTING
WN-1	= WINDOW
W-1	= WALL
B-1	= BANNER
FF-1	= FREE FORM

MASTER SIGN PLAN

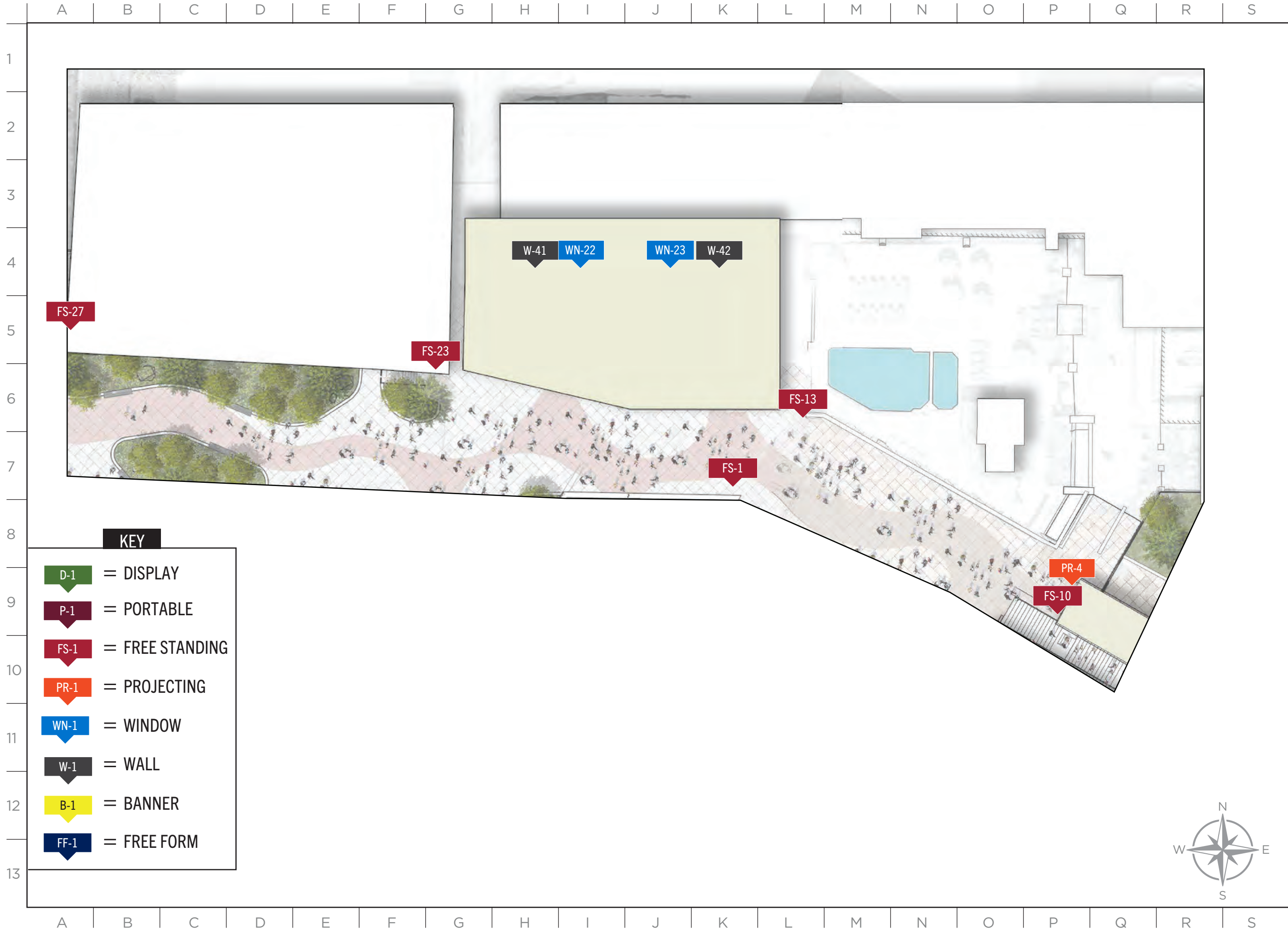
ISSUE DATE: 03/19/2025

DRAWN: CA REVIEWED: _____


MASTER SIGN PLAN
STEAMBOAT SQUARE
ZONE 4

SHEET NUMBER

SP-6







2305 Mt. Werner Circle
Steamboat Springs, CO 80487
(970) 817-5636

MASTER SIGN PLAN

ISSUE DATE: 03/19/2025

DRAWN: CA REVIEWED:

MASTER SIGN PLAN
TORIAN SITE PLAN

SHEET NUMBER
SP-7

MASTER SIGN PLAN

ISSUE DATE: 03/19/2025

DRAWN: CA REVIEWED: _____

**MASTER SIGN PLAN
SKI VILLAGE & GRAND
PARKING STRUCTURE SITE MAP**

SHEET NUMBER


SP-8



A	B	C	D	E	F	G	H	I	J	K	L	M	N	O	P	Q	R	S
---	---	---	---	---	---	---	---	---	---	---	---	---	---	---	---	---	---	---

1
—
2
—
3
—
4
—
5
—
6
—
7
—
8
—
9
—
10
—
11
—
12
—
13

A	B	C	D	E	F	G	H	I	J	K	L	M	N	O	P	Q	R	S
---	---	---	---	---	---	---	---	---	---	---	---	---	---	---	---	---	---	---



MASTER SIGN PLAN

ISSUE DATE: 03/19/2025

DRAWN: CA REVIEWED:

MASTER SIGN PLAN
MEADOWS PARKING
SITE PLAN

SHEET NUMBER
SP-9

MASTER SIGN PLAN



FUTURE SIGN PLACEMENTS

ISSUE DATE: 03/19/2025

DRAWN: CA REVIEWED: _____

MASTER SIGN PLAN
FUTURE SIGN PLACEMENT

MASTER SIGN PLAN

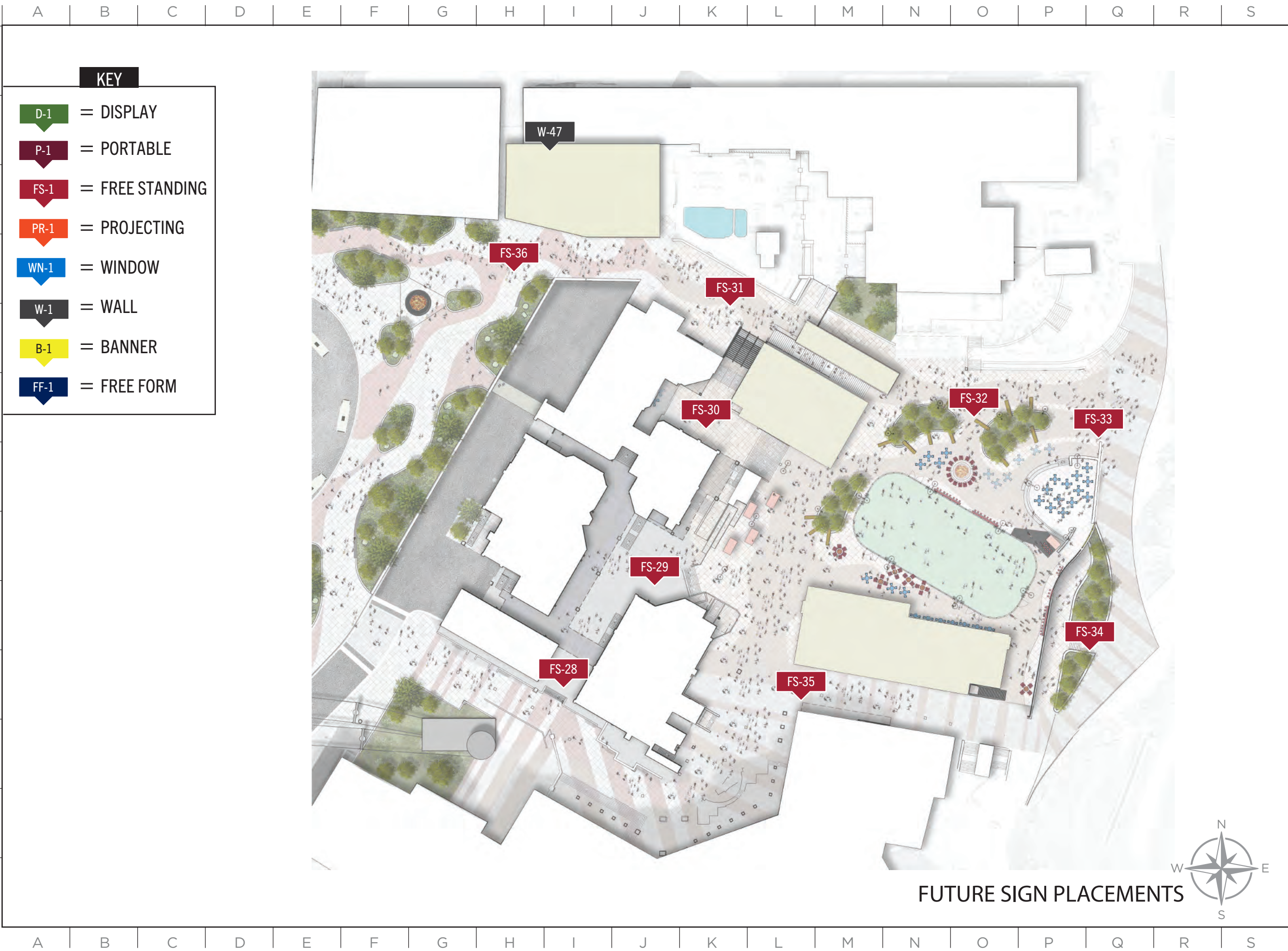
ISSUE DATE: 03/19/2025

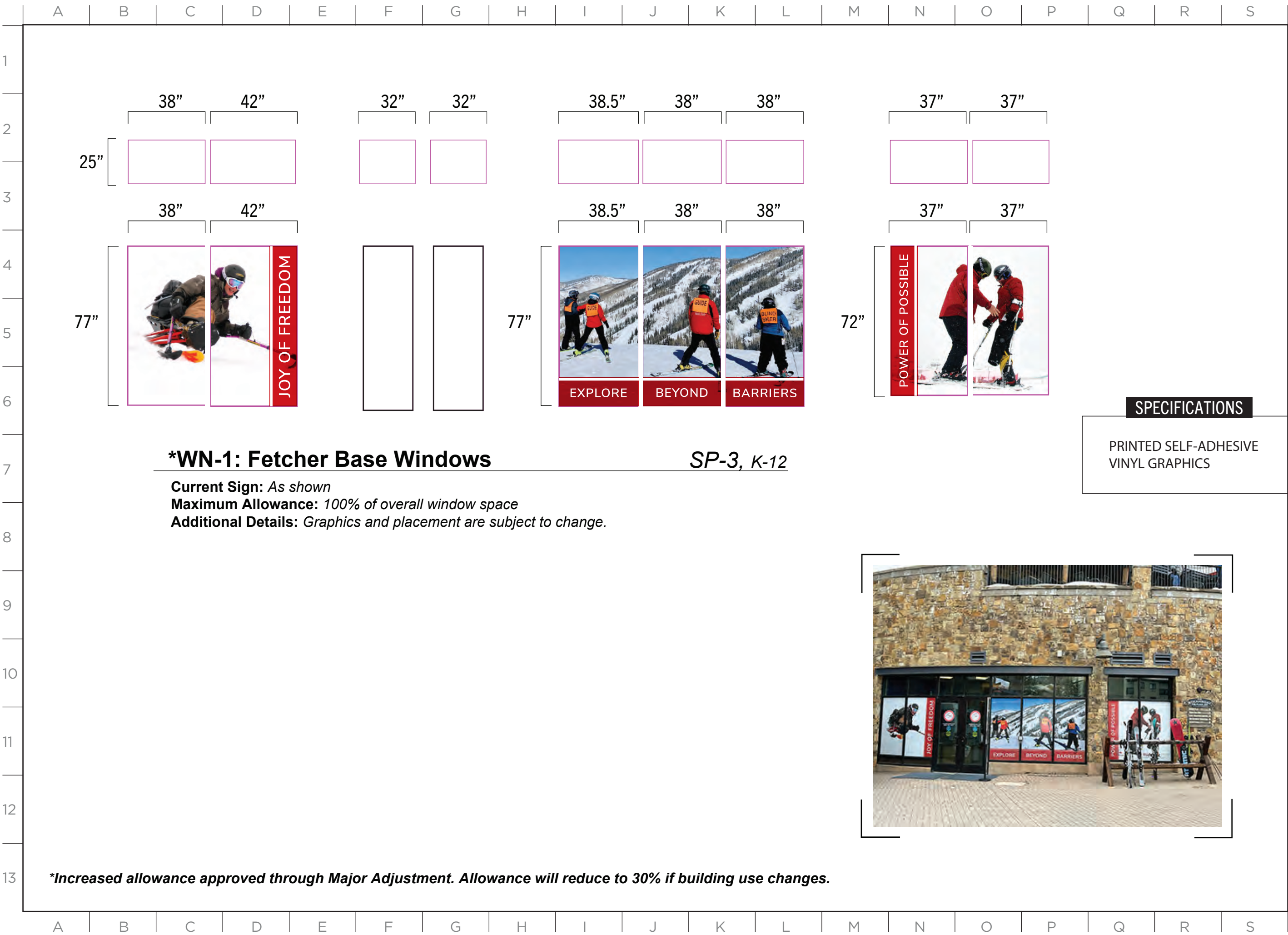
DRAWN: CA REVIEWED:

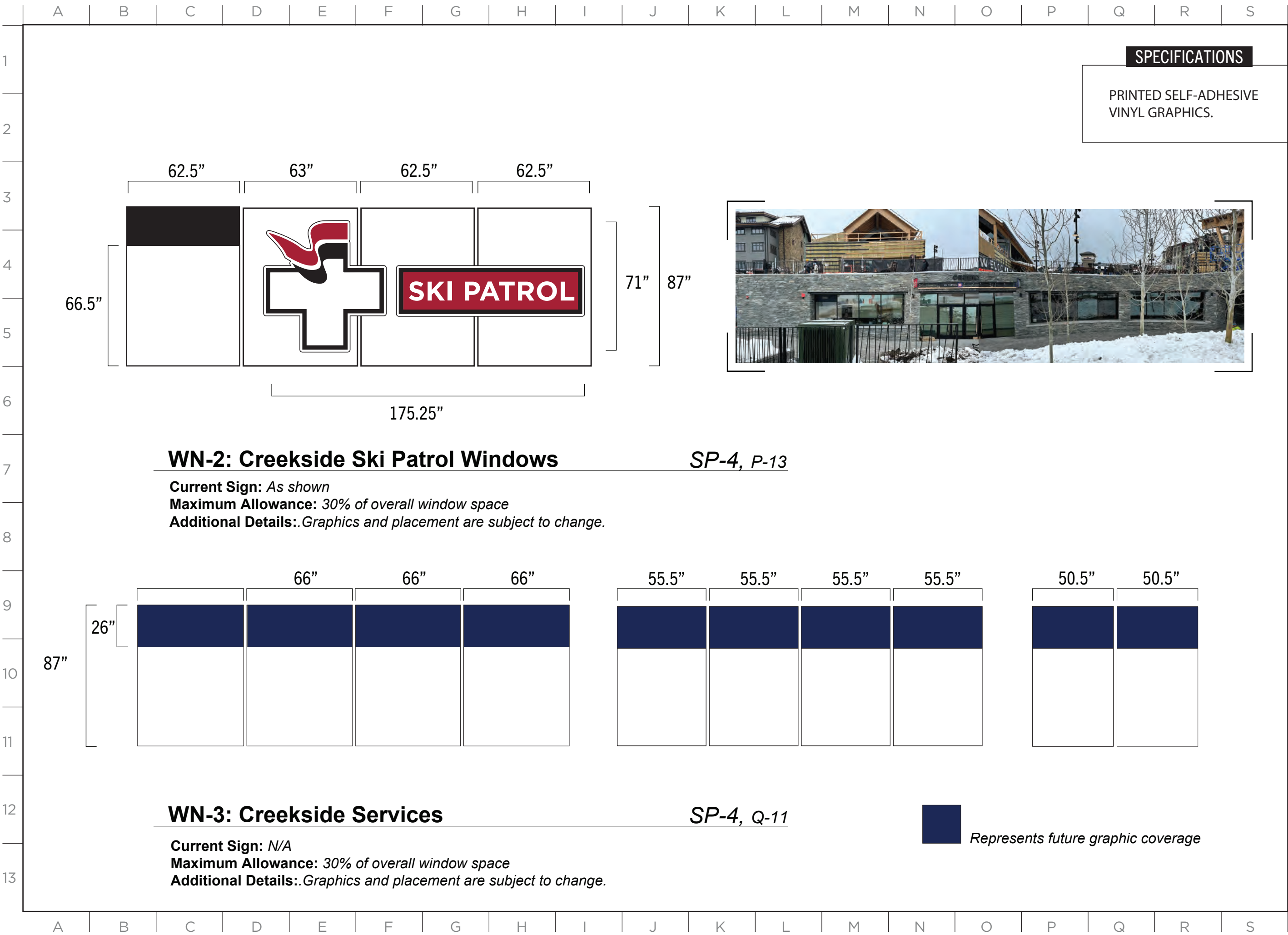
MASTER SIGN PLAN
FUTURE SIGN PLACEMENT

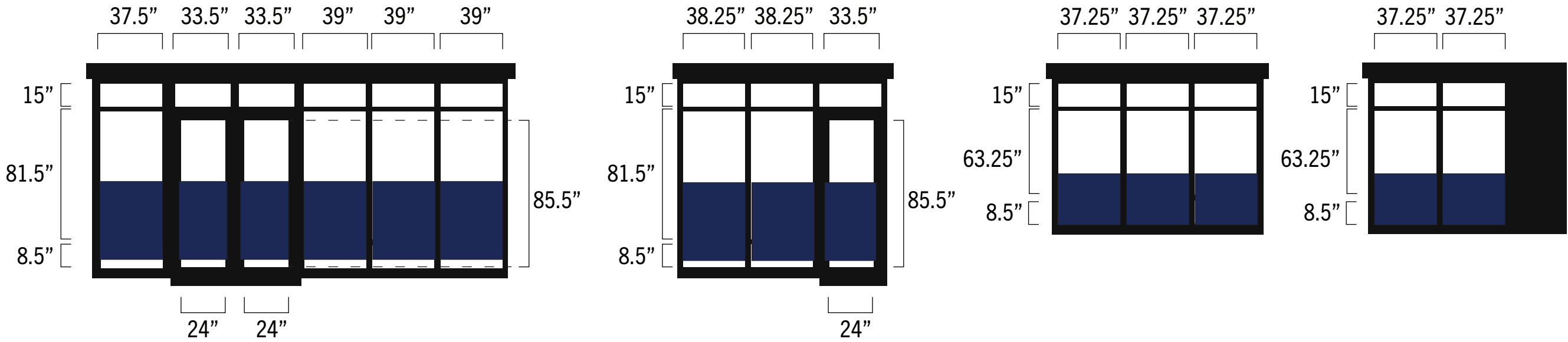
SHEET NUMBER

SP-12







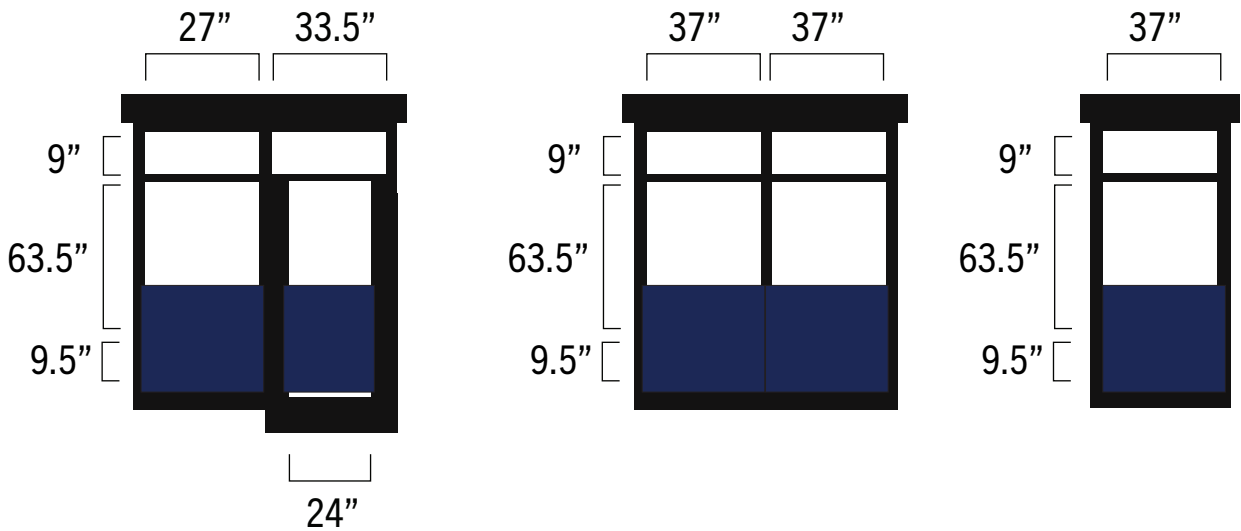


WN-4: Ticket Office Window Graphics - West Elevation *SP-3, H8*

Current Sign: *N/A*
Maximum Allowance: *30% of overall window space*
Additional Details: *Graphics and placement are subject to change.*

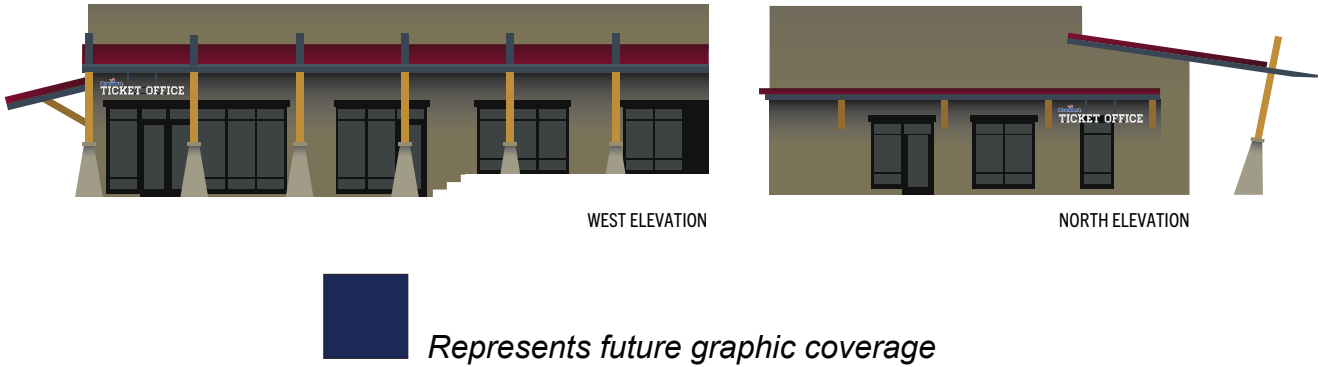
SPECIFICATIONS

PRINTED VINYL GRAPHICS.



WN-5: Ticket Office Window Graphics - North Elevation *SP-3, I7*

Current Sign: *N/A*
Maximum Allowance: *30% of overall window space*
Additional Details: *Graphics and placement are subject to change.*



ISSUE DATE: 03/19/2025

DRAWN: CA REVIEWED:

MASTER SIGN PLAN
SPECIFICATION DRAWINGS

SPECIFICATIONS


PRINTED SELF-ADHESIVE VINYL
GRAPHICS

WN-6: Giggle Gulch Window Graphics

SP-4, K10

Current Sign: *N/A*
Maximum Allowance: *30% of overall window space*
Additional Details: *Graphics and placement are subject to change.*

Represents future graphic coverage



ISSUE DATE: 03/19/2025

DRAWN: CA REVIEWED: _____

MASTER SIGN PLAN
SPECIFICATION DRAWINGS

SHEET NUMBER

D-4

MASTER SIGN PLAN

WN-7: Steamboat Square, South Elevation Window Graphics

SP-5, J12

Current Sign: *As Shown*
Maximum Allowance: *30% of overall window space*
Additional Details: *Graphics and placement are subject to change.*

SPECIFICATIONS

PRINTED SELF-ADHESIVE
VINYL GRAPHICS .

ISSUE DATE: 03/19/2025

DRAWN: CA REVIEWED: _____

MASTER SIGN PLAN
SPECIFICATION DRAWINGS

SHEET NUMBER

D-5

MASTER SIGN PLAN

WN-8: Steamboat Sports - Demo Center, North Elevation Window Graphics (1) SP-5, K11

Current Sign: N/A
Maximum Allowance: 30% of overall window space
Additional Details: Graphics and placement are subject to change.

 Represents future graphic coverage

SPECIFICATIONS

PRINTED
SELF-ADHESIVE
VINYL
GRAPHICS



North Elevation, Ground Level.

ISSUE DATE: 03/19/2025

DRAWN: CA REVIEWED: _____

MASTER SIGN PLAN
SPECIFICATION DRAWINGS

SHEET NUMBER

D-6


MASTER SIGN PLAN

SPECIFICATIONS

PRINTED
SELF-ADHESIVE
VINYL
GRAPHICS

*WN-9: Steamboat Sports - Demo Center, North Elevation Window Graphics (2) SP-5, J11

Current Sign: As Shown
Maximum Allowance: 100% of overall window space on center glass panes, 30% on remaining windows
Additional Details: Graphics and placement are subject to change.



*Increased allowance approved through Major Adjustment.

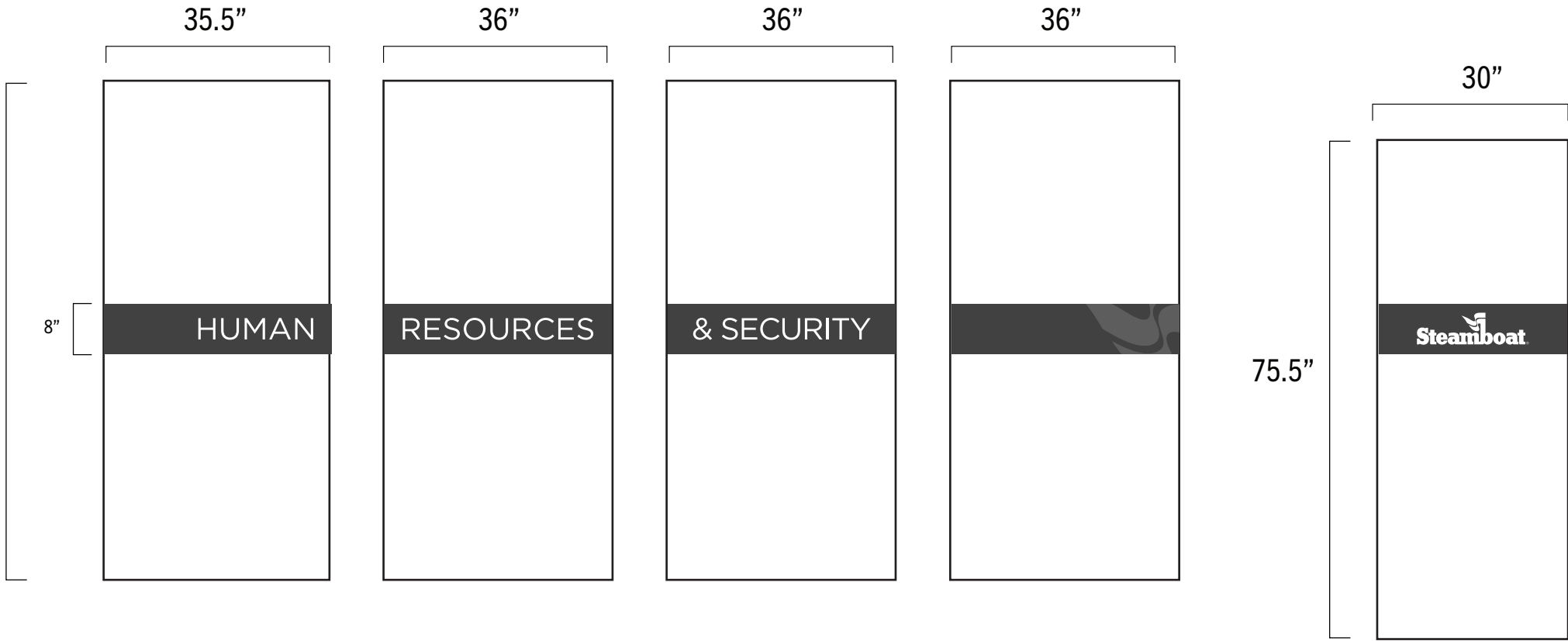
North Elevation, Ground Level.

ISSUE DATE: 03/19/2025

DRAWN: CA REVIEWED: _____

MASTER SIGN PLAN
SPECIFICATION DRAWINGS

MASTER SIGN PLAN



SPECIFICATIONS

PRINTED
SELF-ADHESIVE
VINYL
GRAPHICS

WN-10: Human Resources - Remote Office, North Elevation Window GraphicsSP-5, J11

Current Sign: *As Shown*
Maximum Allowance: *30% of overall window space*
Additional Details: *Graphics and placement are subject to change.*

Bank of windows that are represented on this page



North Elevation, Second Level.

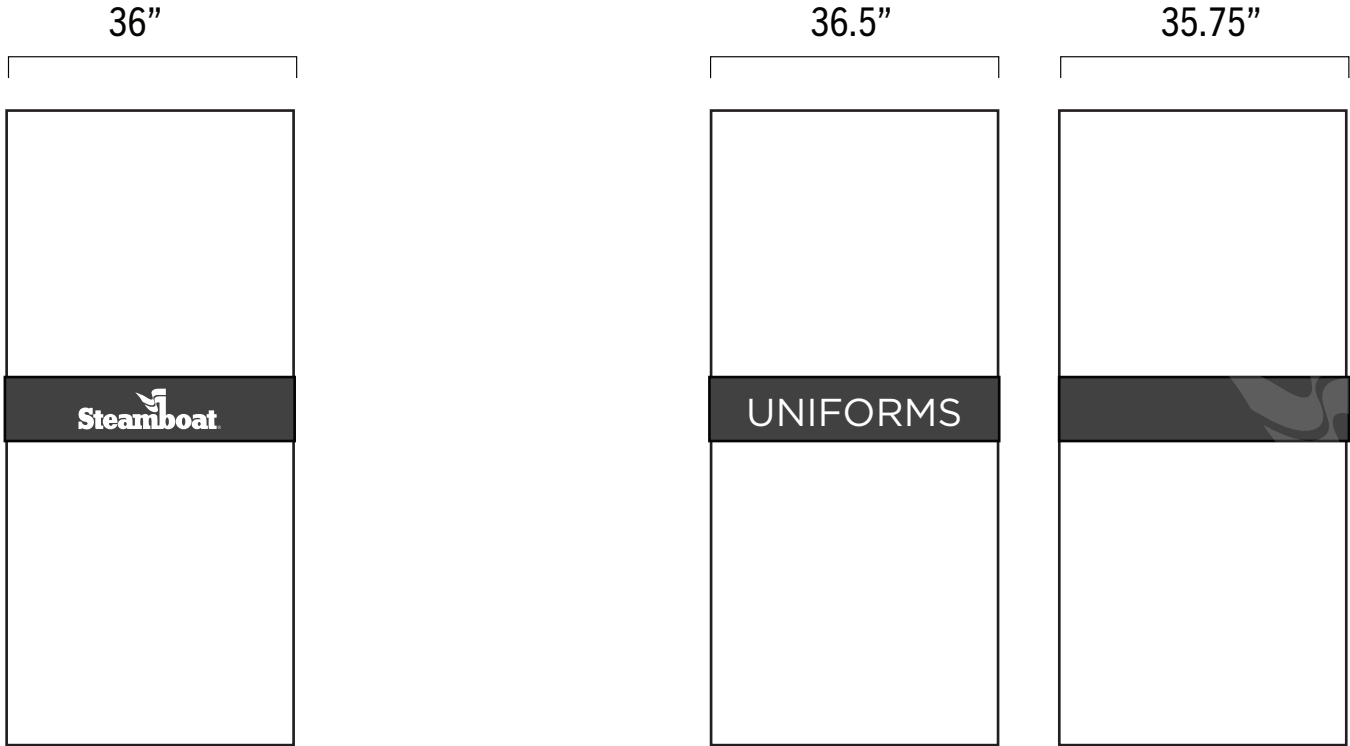
ISSUE DATE: 03/19/2025

DRAWN: CA REVIEWED: _____

MASTER SIGN PLAN
SPECIFICATION DRAWINGS

SHEET NUMBER

MASTER SIGN PLAN



SPECIFICATIONS

PRINTED
SELF-ADHESIVE
VINYL
GRAPHICS

WN-11: Uniform Room, North Elevation Window Graphics

SP-5, 111

Current Sign: *As Shown*
Maximum Allowance: *30% of overall window space*
Additional Details: *.Graphics and placement are subject to change.*

Bank of windows that are represented on this page

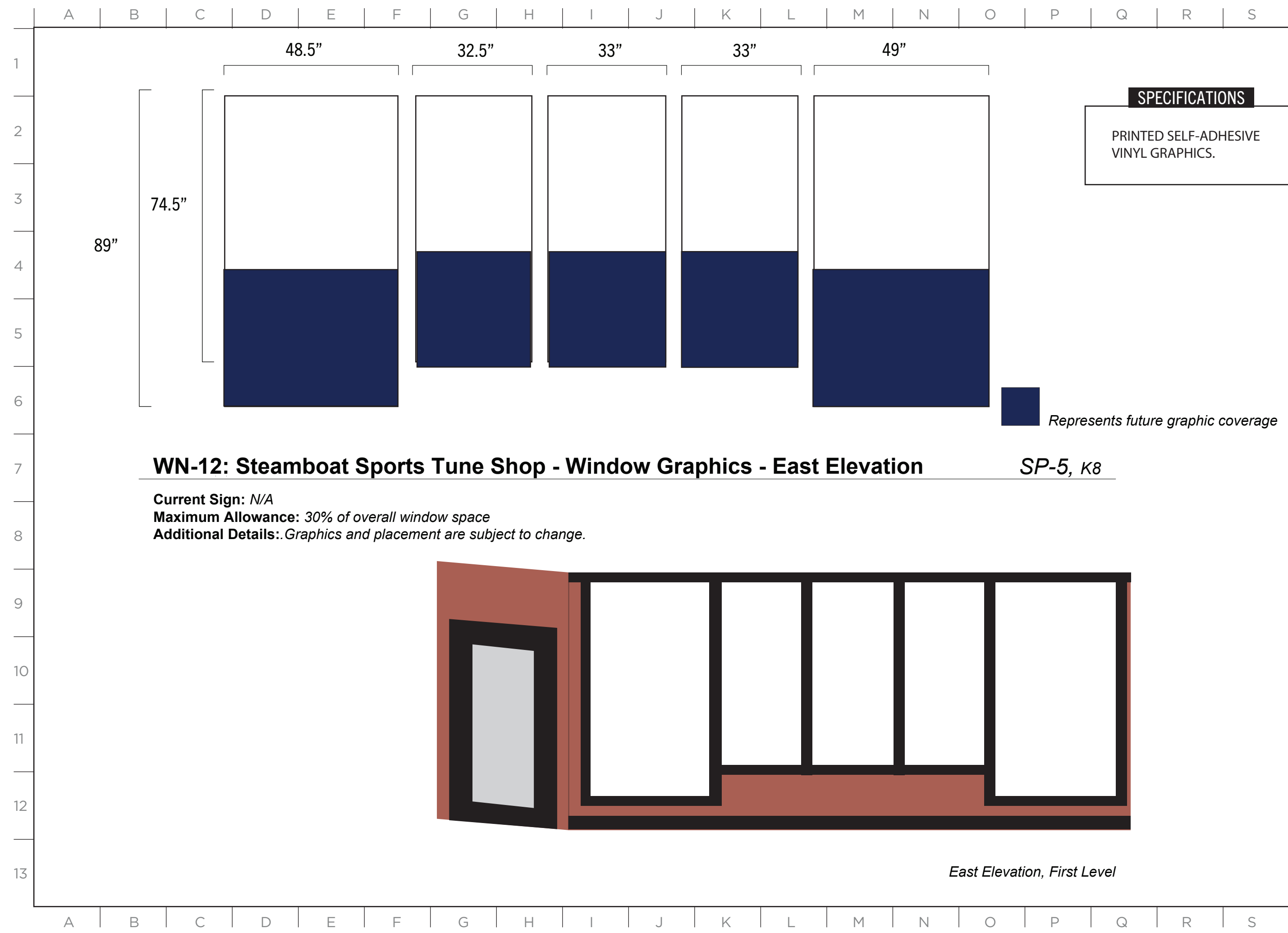



North Elevation, Second Level.

ISSUE DATE: 03/19/2025

DRAWN: CA REVIEWED: _____

MASTER SIGN PLAN
SPECIFICATION DRAWINGS





2305 Mt. Werner Circle
Steamboat Springs, CO 80487
(970) 817-5636

MASTER SIGN PLAN

ISSUE DATE: 03/19/2025

DRAWN: CA REVIEWED: _____

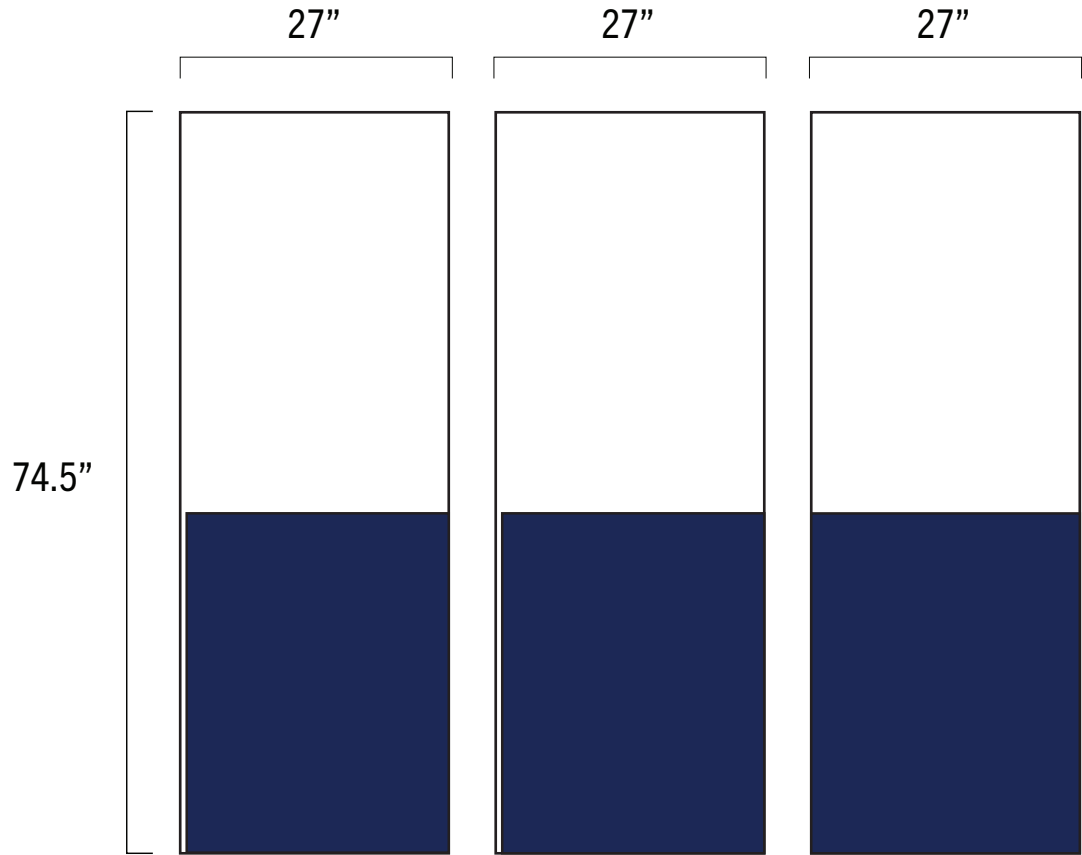
MASTER SIGN PLAN
SPECIFICATION DRAWINGS

SHEET NUMBER
D-10

MASTER SIGN PLAN

SPECIFICATIONS

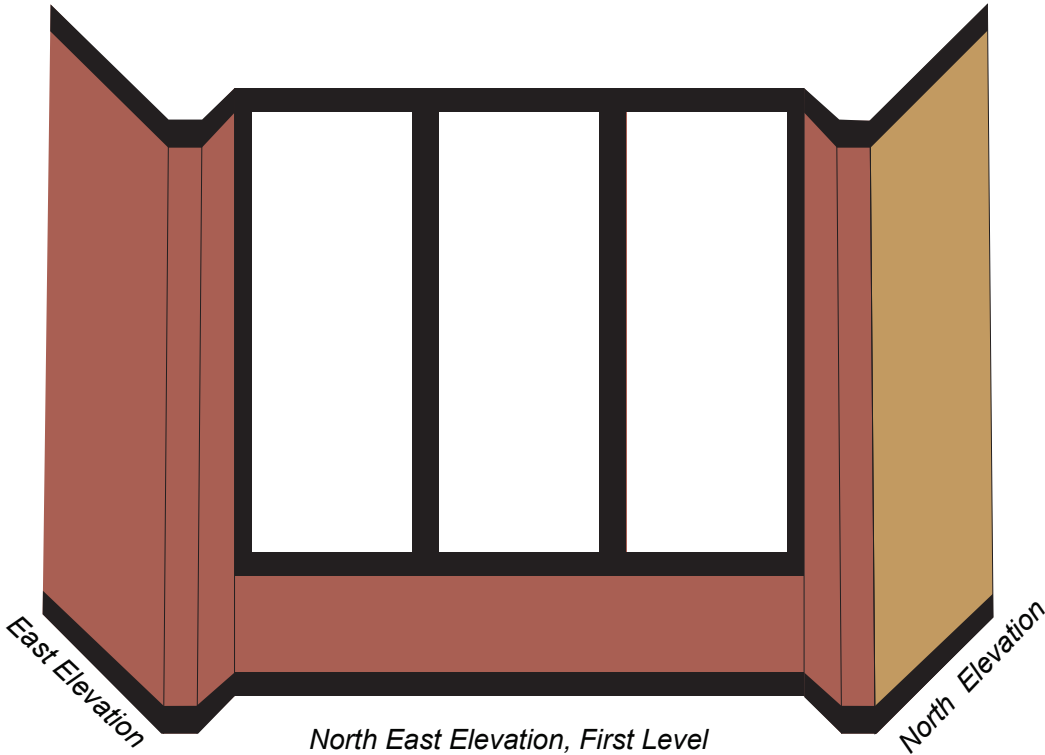
PRINTED SELF-ADHESIVE VINYL GRAPHICS.



 Represents future graphic coverage

WN-13: Steamboat Sports Tune Shop - Window Graphics - North East Elevation SP-5, L7

Current Sign: N/A
Maximum Allowance: 30% of overall window space
Additional Details: Graphics and placement are subject to change.

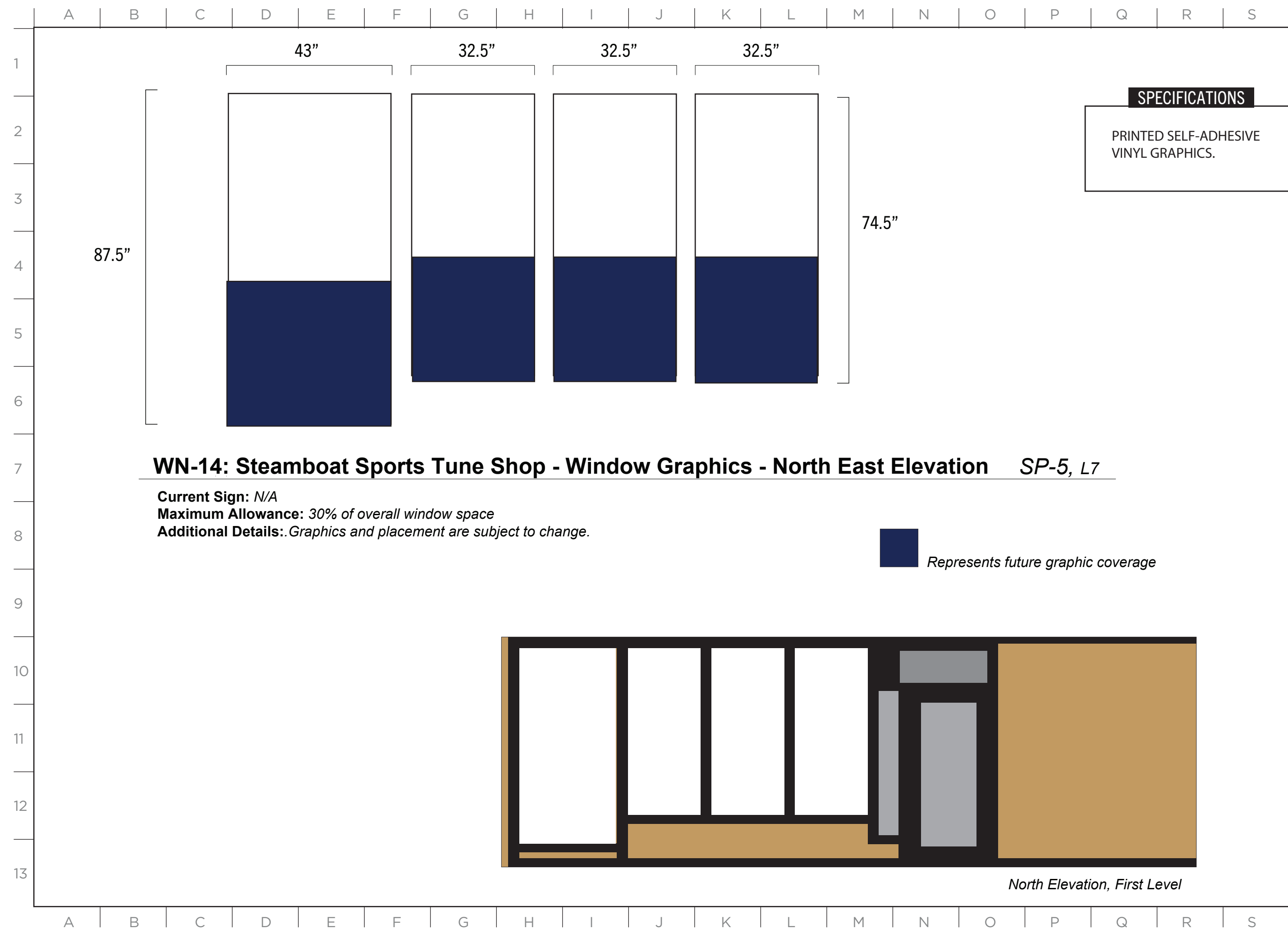



ISSUE DATE: 03/19/2025

DRAWN: CA REVIEWED: _____

MASTER SIGN PLAN
SPECIFICATION DRAWINGS

SHEET NUMBER
D-11





2305 Mt. Werner Circle
Steamboat Springs, CO 80487
(970) 817-5636

MASTER SIGN PLAN

ISSUE DATE: 03/19/2025

DRAWN: CA REVIEWED:

MASTER SIGN PLAN
SPECIFICATION DRAWINGS

SHEET NUMBER
D-12

MASTER SIGN PLAN

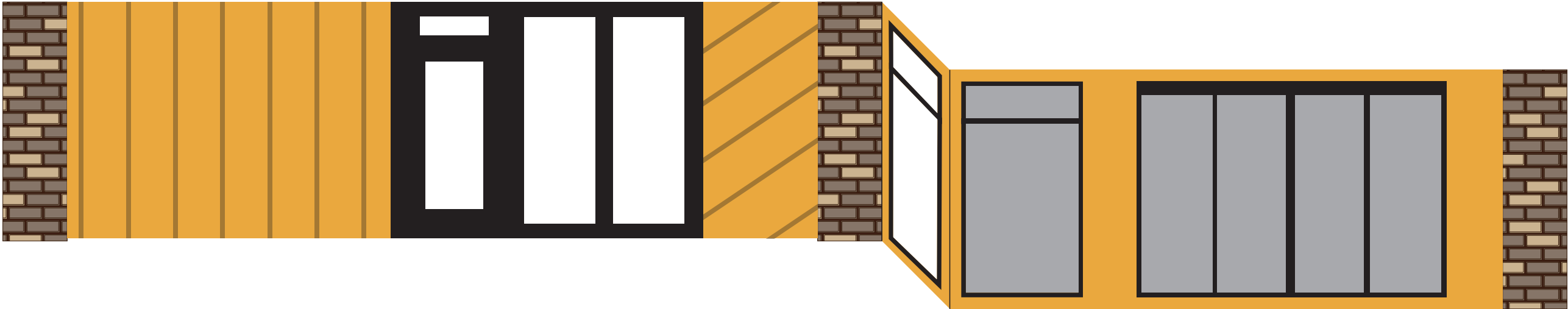
SPECIFICATIONS

PRINTED SELF-ADHESIVE
VINYL GRAPHICS.

WN-15: Steamboat Sports Tune Shop - Window Graphics - North East Elevation SP-5, M5

Current Sign: N/A
Maximum Allowance: 30% of overall window space
Additional Details: Graphics and placement are subject to change.

Represents future graphic coverage



East Elevation, Second Level

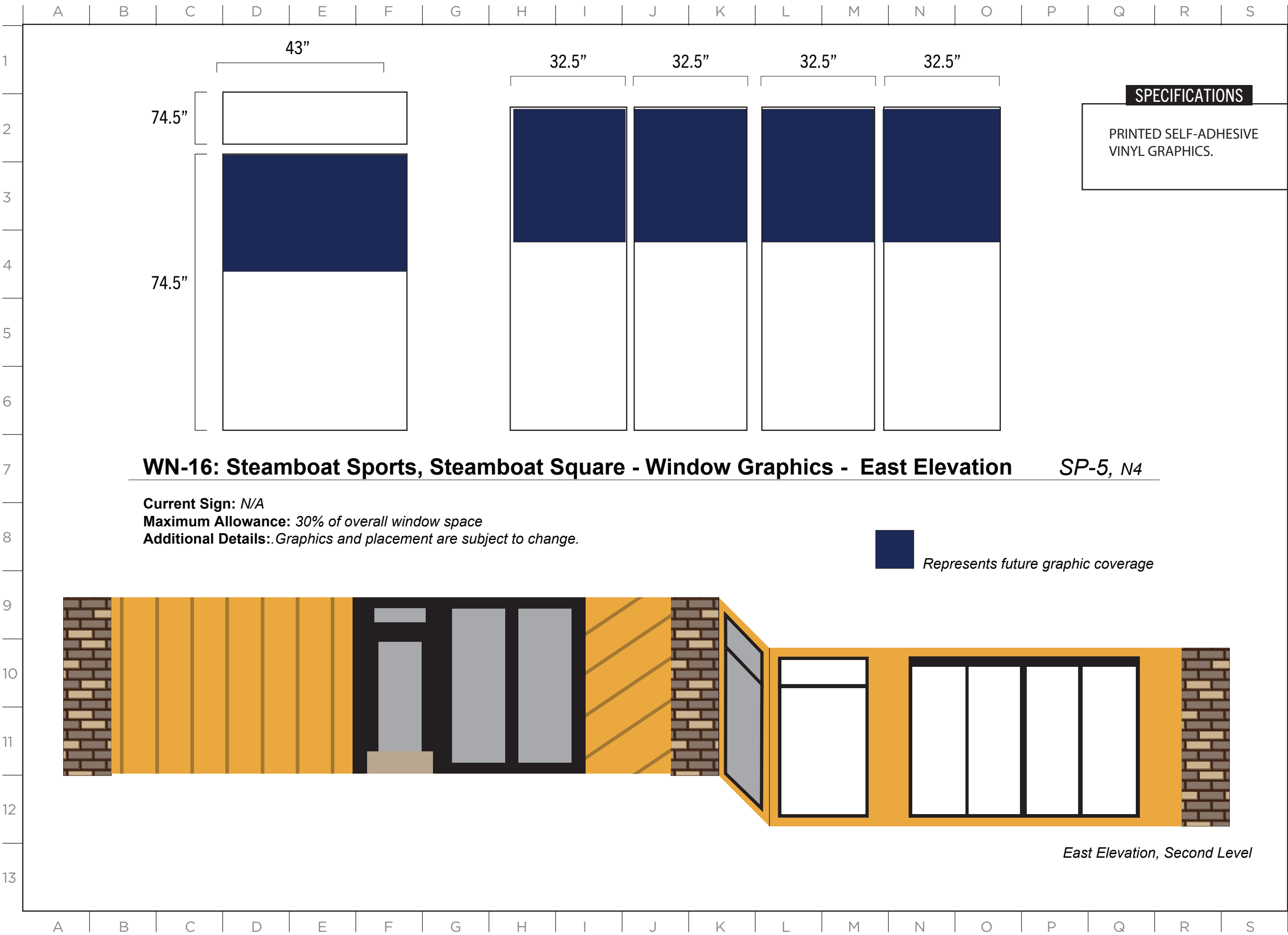
ISSUE DATE: 03/19/2025


DRAWN: CA REVIEWED: _____

MASTER SIGN PLAN
SPECIFICATION DRAWINGS

SHEET NUMBER

D-13





2305 Mt. Werner Circle
Steamboat Springs, CO 80487
(970) 817-5636

MASTER SIGN PLAN

SPECIFICATIONS

PRINTED SELF-ADHESIVE VINYL GRAPHICS.

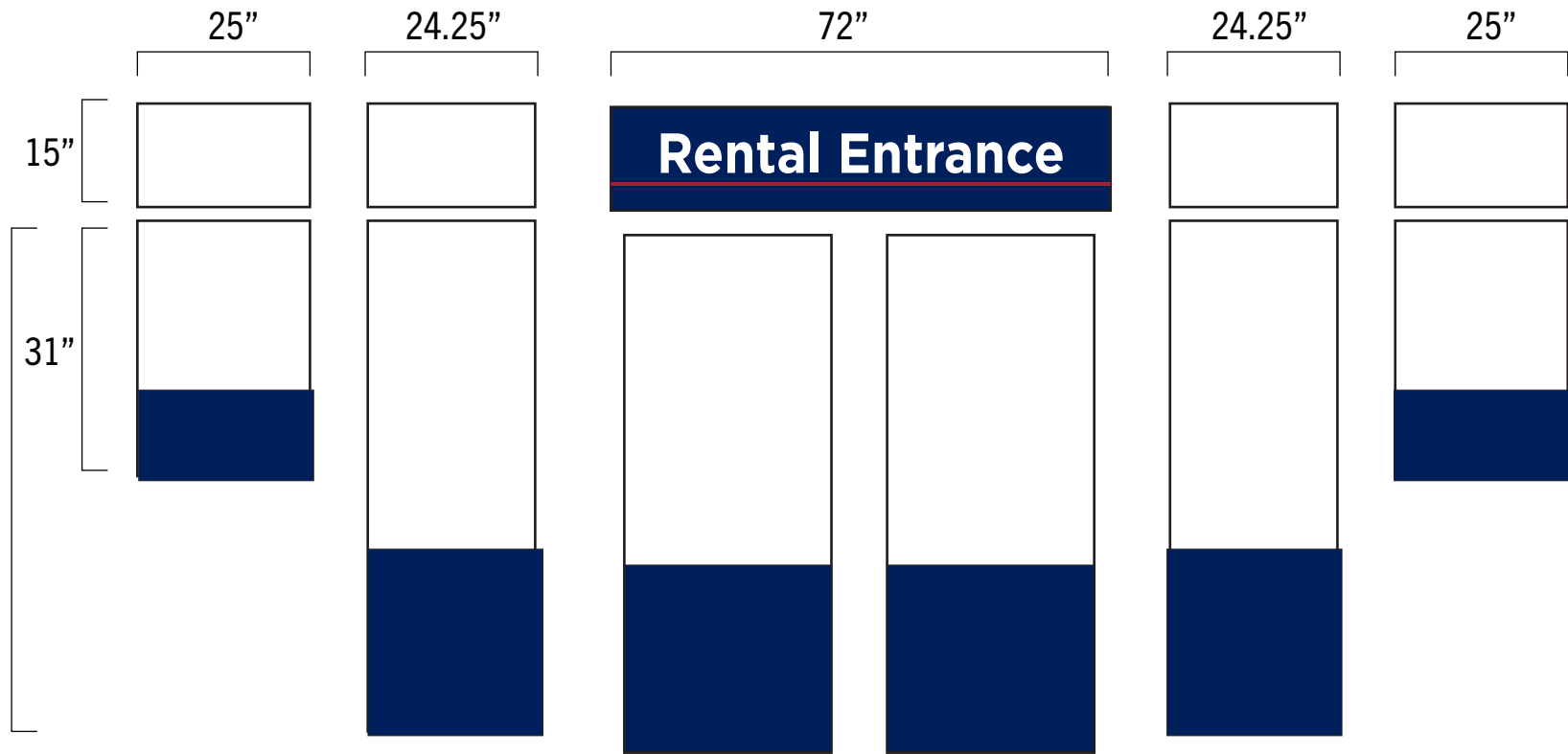
ISSUE DATE: 03/19/2025

DRAWN: CA REVIEWED:

**MASTER SIGN PLAN
SPECIFICATION DRAWINGS**

SHEET NUMBER

D-14



SPECIFICATIONS

PRINTED SELF-ADHESIVE
VINYL GRAPHICS .

WN-17: Steamboat Sports, Steamboat Square - Window Graphics - South East Elevation *SP-5, 05*

Current Sign: *N/A*
Maximum Allowance: *30% of overall window space*
Additional Details: *Graphics and placement are subject to change.*

 *Represents future graphic coverage*



South East Elevation, Second Level

ISSUE DATE: 03/19/2025

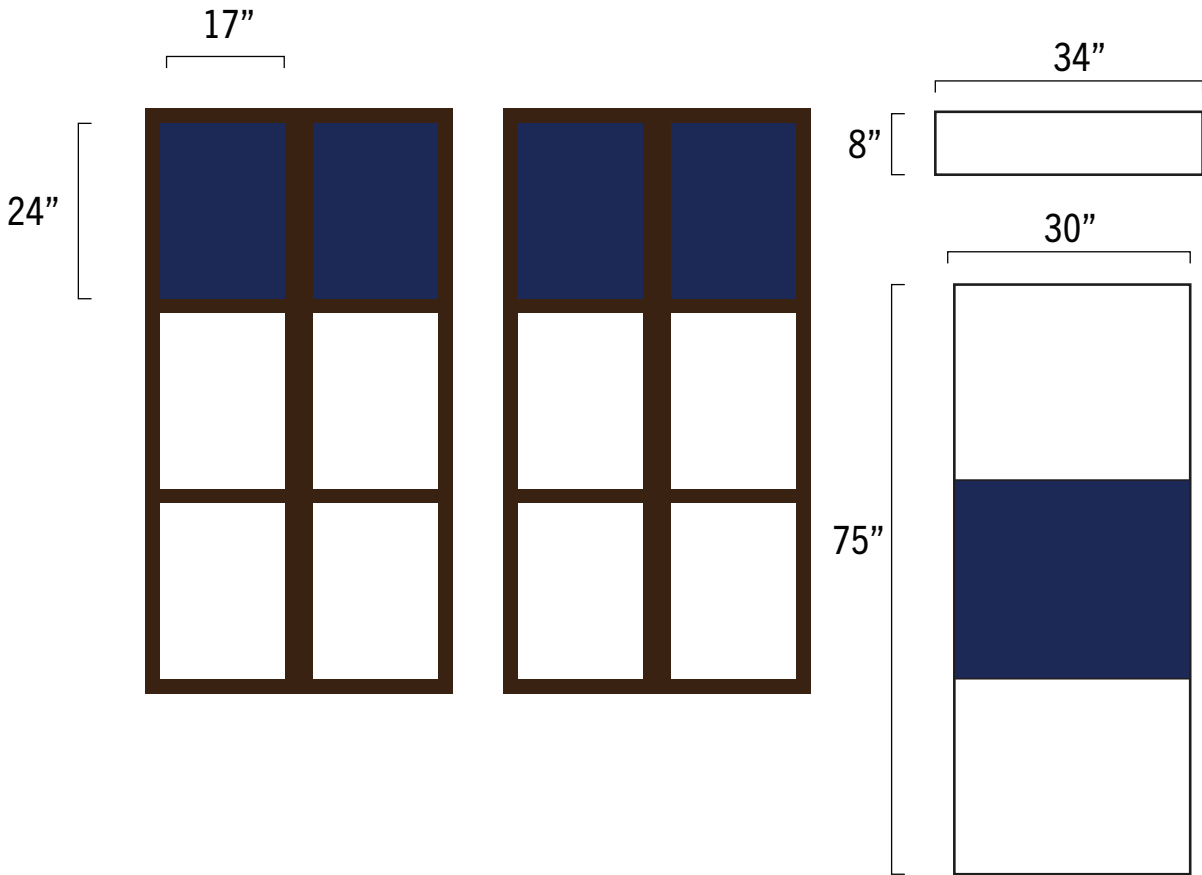
DRAWN: CA REVIEWED:

MASTER SIGN PLAN
SPECIFICATION DRAWINGS

SHEET NUMBER
D-15

SPECIFICATIONS

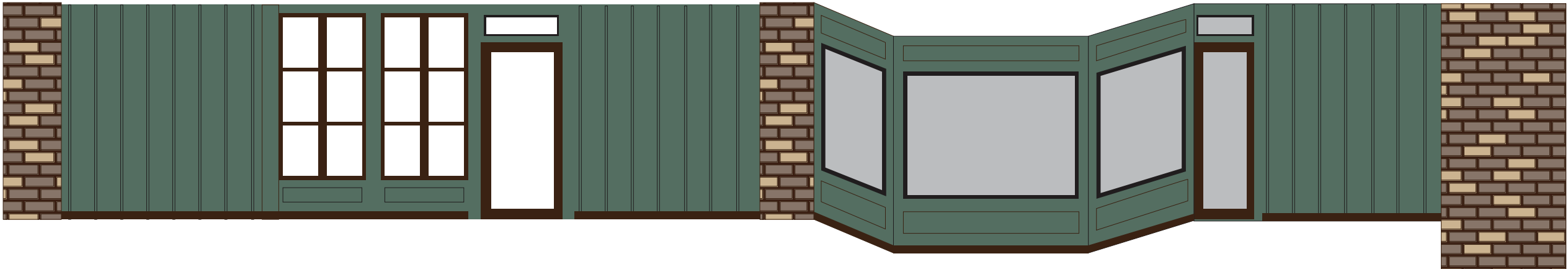
PRINTED SELF-ADHESIVE VINYL
GRAPHICS.



WN-18: The Grand Storage Window Graphics - East Elevation

SP-5, M5

Current Signs: N/A
Maximum Allowance: 30% of overall window area
Additional Details: Graphics and placement are subject to change.



ISSUE DATE: 03/19/2025

DRAWN: CA REVIEWED:

MASTER SIGN PLAN
SPECIFICATION DRAWINGS

SHEET NUMBER

D-16

WN-19: The Grand Storage Window Graphics - East ElevationSP-5, M6

Current Signs: *N/A - Future Allowance*
Maximum Allowance: *30% of overall window area*
Additional Details: *Graphics and placement are subject to change.*

SPECIFICATIONS

PRINTED SELF-ADHESIVE VINYL
GRAPHICS

ISSUE DATE: 03/19/2025

DRAWN: CA REVIEWED:

MASTER SIGN PLAN
SPECIFICATION DRAWINGS

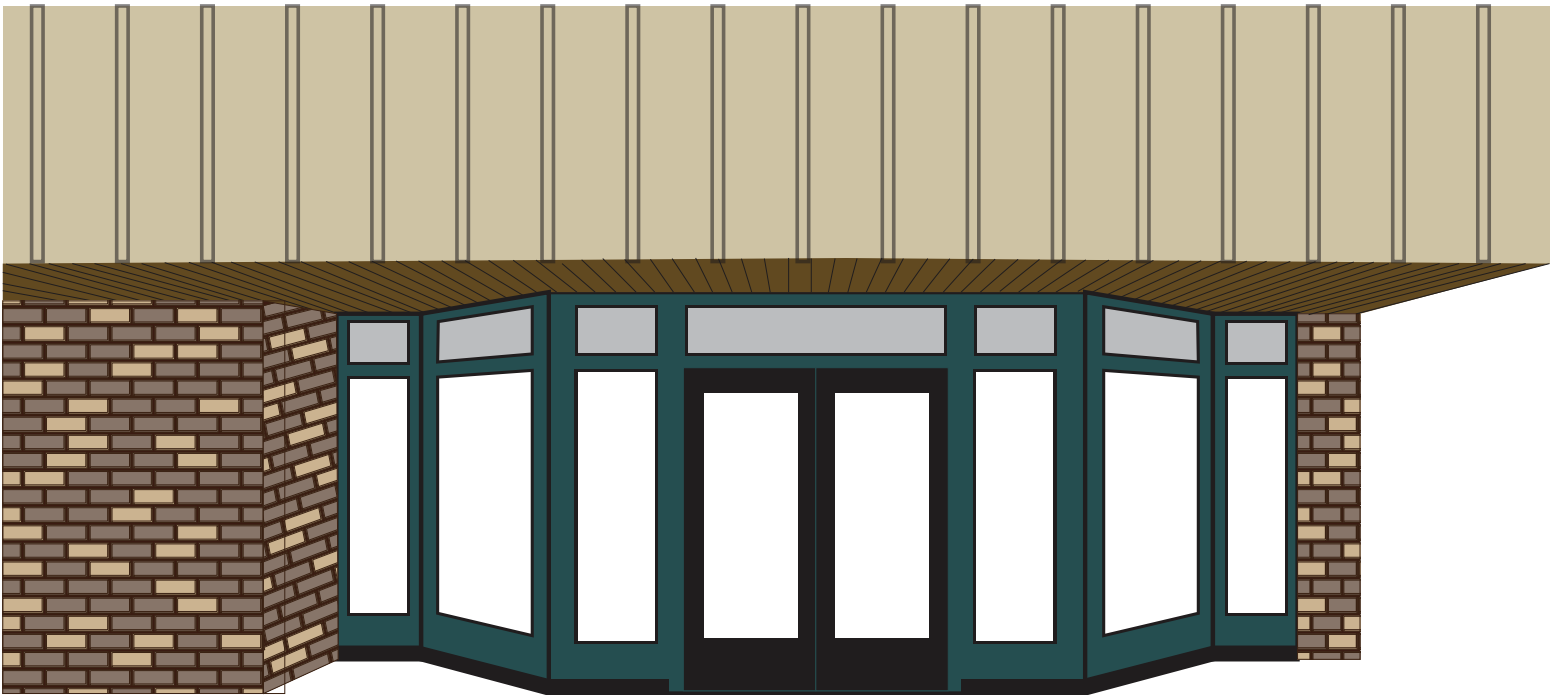
SPECIFICATIONS

PRINTED SELF-ADHESIVE VINYL
GRAPHICS

WN-20: The Steamboat Store Window Graphics - East Elevation SP-5, 04

Current Signs: N/A - Future Allowance
Maximum Allowance: 30% of overall window space
Additional Details: Graphics and placement are subject to change.

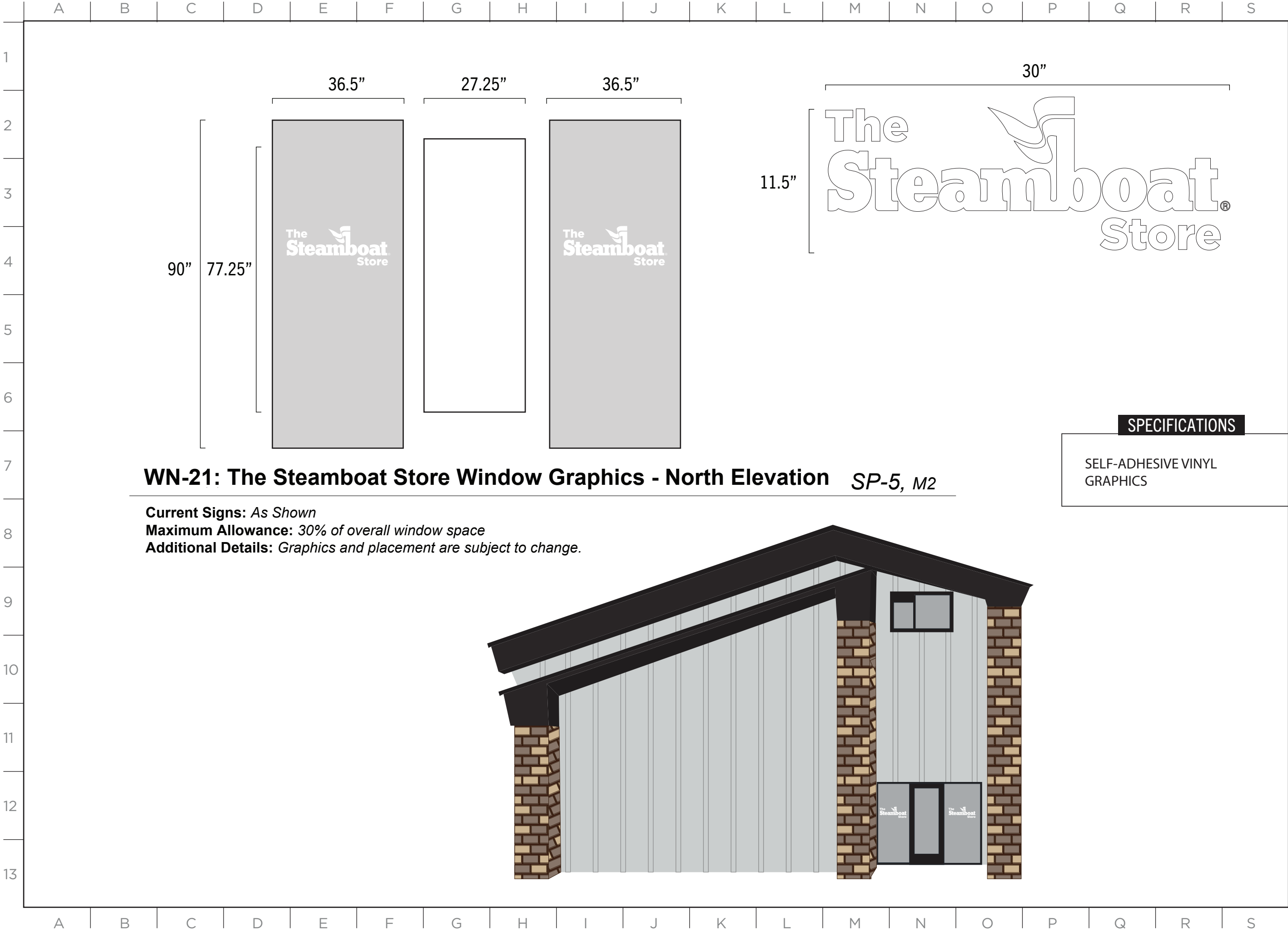
 Represents future graphic coverage



ISSUE DATE: 03/19/2025

DRAWN: CA REVIEWED: _____

MASTER SIGN PLAN
SPECIFICATION DRAWINGS







MASTER SIGN PLAN

SPECIFICATIONS

PRINTED SELF-ADHESIVE
VINYL GRAPHICS.

ISSUE DATE: 03/19/2025

DRAWN: CA REVIEWED:

MASTER SIGN PLAN
ZONE 1 SPECIFICATIONS

SHEET NUMBER

D-21



SPECIFICATIONS

PRINTED SELF-ADHESIVE
VINYL GRAPHICS

***WN-24: Steamboat Sports Sheraton Window Graphics - East Elevation** *SP-4, Q2*

Current Signs: *As Shown*
Maximum Allowance: *100% of overall window space*
Additional Details: *Design and placement are subject to change.*



**Increased allowance approved through Major Adjustment. 2 total window banks may be covered 100% Remaining window banks must remain open.*

East Elevation



SPECIFICATIONS

PRINTED, SELF-ADHESIVE,
VINYL GRAPHICS.

***WN-25: Steamboat Sports Sheraton Window Graphics - East Elevation** *SP-4, Q2*

Current Signs: *As Shown*
Maximum Allowance: *100% of overall window space*
Additional Details: *Design and placement are subject to change.*



***Inczesased allowance approved through Major Adjustment. 2 total window banks may be covered 100% Remaining window banks must remain open.** East Elevation

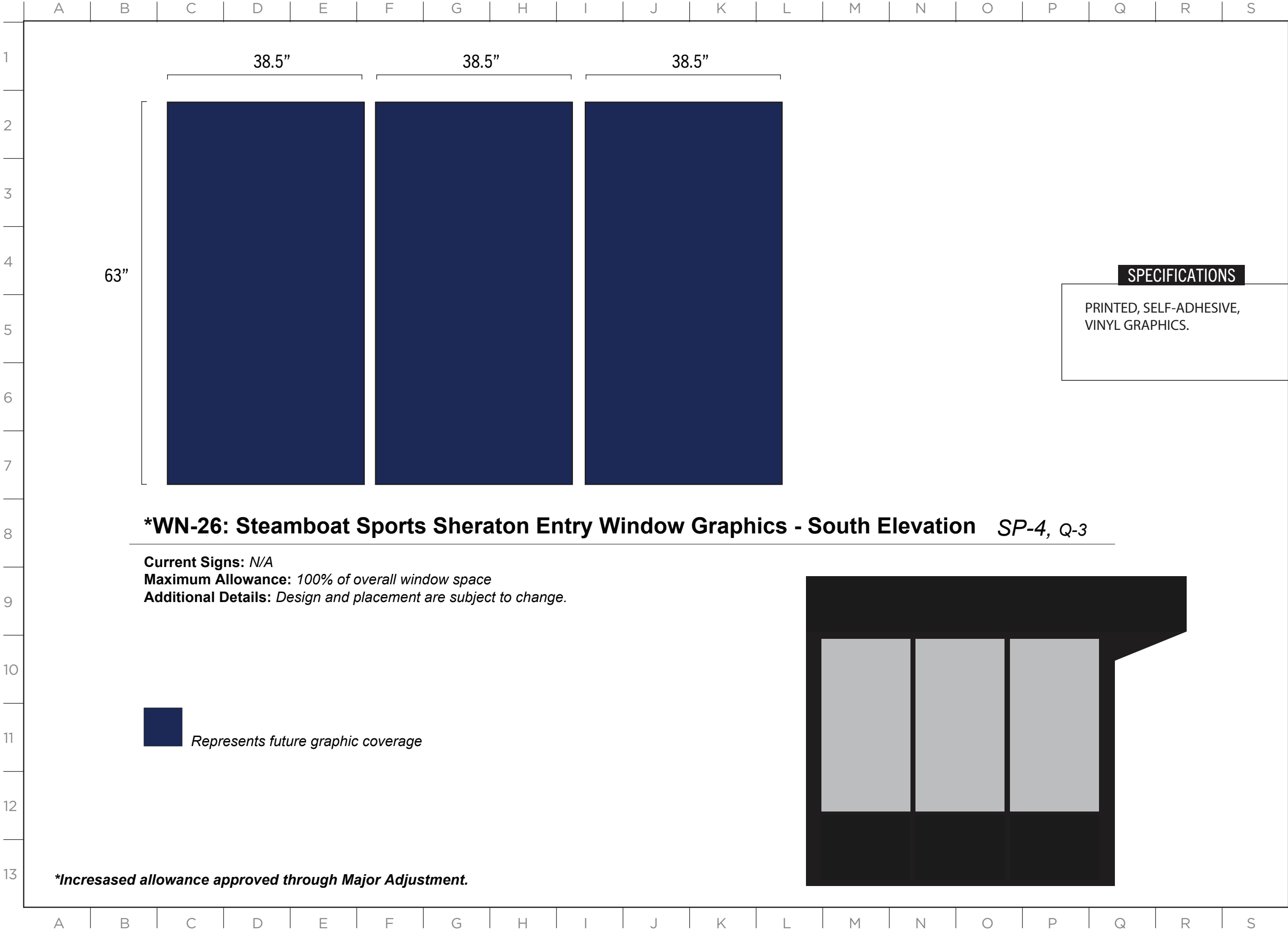
ISSUE DATE: 03/19/2025

DRAWN: CA REVIEWED:

MASTER SIGN PLAN
SPECIFICAION DRAWINGS

SHEET NUMBER

D-23



2305 Mt. Werner Circle
Steamboat Springs, CO 80487
(970) 817-5636

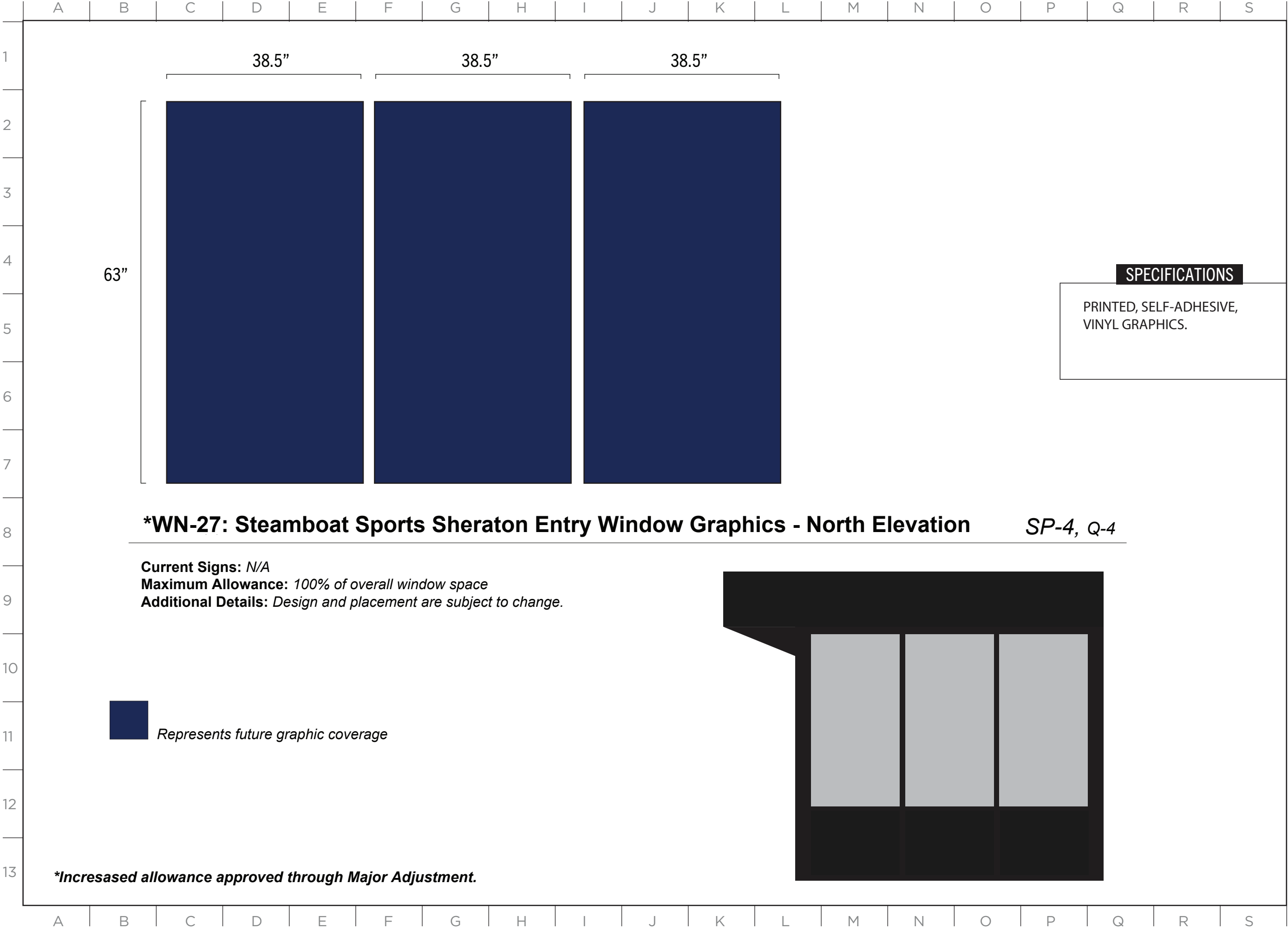
MASTER SIGN PLAN

ISSUE DATE: 03/19/2025

DRAWN: CA REVIEWED: _____

MASTER SIGN PLAN
SPECIFICATION DRAWINGSST

SHEET NUMBER
D-24



MASTER SIGN PLAN

SPECIFICATIONS

PRINTED, SELF-ADHESIVE,
VINYL GRAPHICS.


***WN-27: Steamboat Sports Sheraton Entry Window Graphics - North Elevation** *SP-4, Q-4*

Current Signs: *N/A*
Maximum Allowance: *100% of overall window space*
Additional Details: *Design and placement are subject to change.*

ISSUE DATE: 03/19/2025

DRAWN: CA REVIEWED: _____

MASTER SIGN PLAN
SPECIFICATION DRAWINGS



MASTER SIGN PLAN

SPECIFICATIONS

PRINTED, SELF-ADHESIVE,
VINYL GRAPHICS.

WN-28: Steamboat Sports Torian Entry Window Graphics - South Elevation SP-7, H-8

Current Signs: *N/A - Future Allowance*
Maximum Allowance: *30% of overall window space*
Additional Details: *Design and placement are subject to change.*

ISSUE DATE: 03/19/2025

DRAWN: CA REVIEWED:

MASTER SIGN PLAN
SPECIFICATION DRAWINGS

SPECIFICATIONS

PRINTED, SELF-ADHESIVE,
VINYL GRAPHICS.

WN-29: Steamboat Sports Torian Window Graphics - West Elevation

SP-7, G8, F6, H5

Current Signs: N/A - Future Allowance
Maximum Allowance: 30% of overall window space
Additional Details: Design and placement are subject to change.

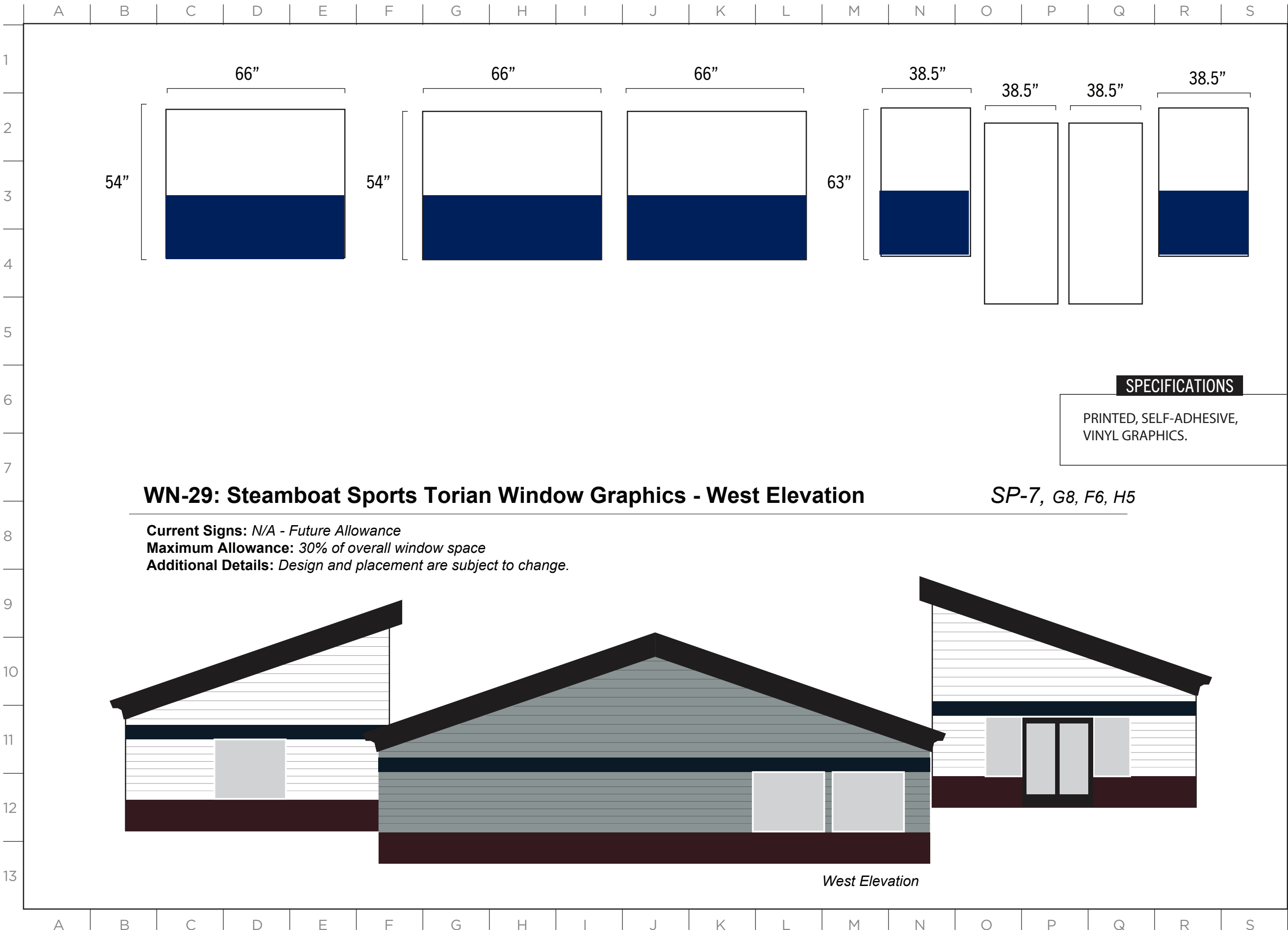
ISSUE DATE: 03/19/2025

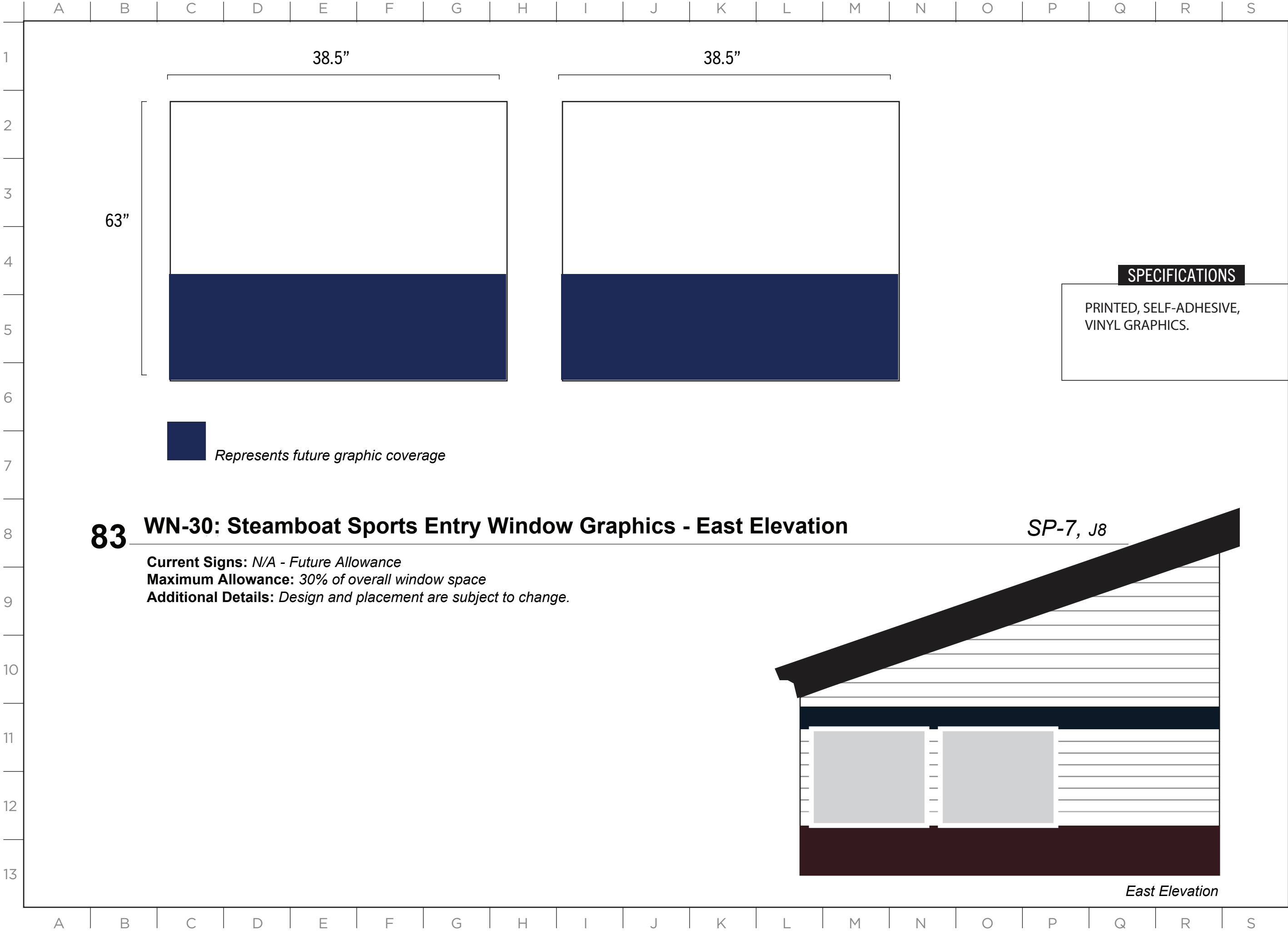
DRAWN: CA REVIEWED:

MASTER SIGN PLAN
SPECIFICATION DRAWINGS

SHEET NUMBER

D-27





MASTER SIGN PLAN

SPECIFICATIONS

PRINTED, SELF-ADHESIVE,
VINYL GRAPHICS.



Represents future graphic coverage

83 WN-30: Steamboat Sports Entry Window Graphics - East Elevation

SP-7, J8

Current Signs: *N/A - Future Allowance*
Maximum Allowance: *30% of overall window space*
Additional Details: *Design and placement are subject to change.*

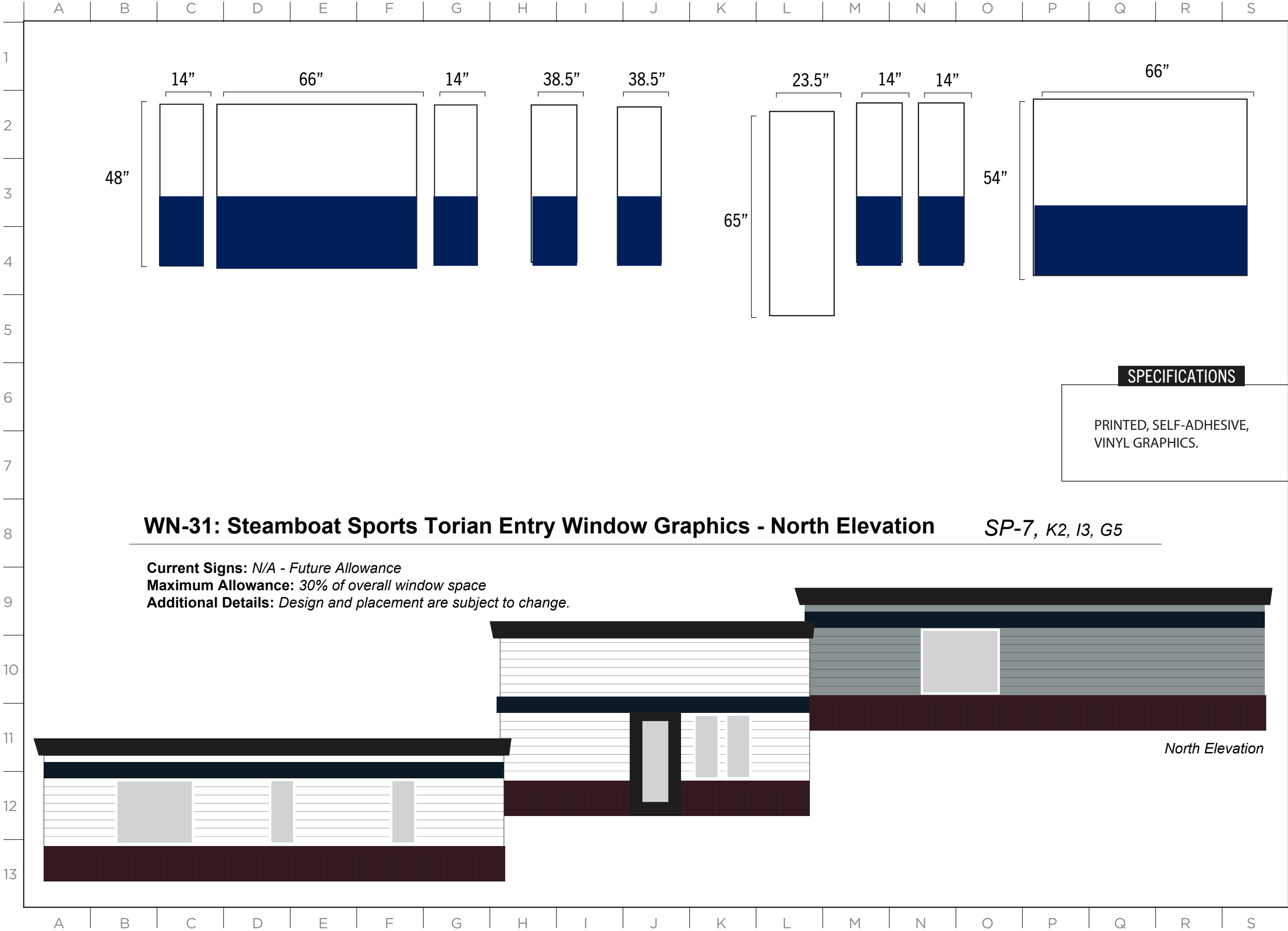
ISSUE DATE: 03/19/2025

DRAWN: CA REVIEWED:

MASTER SIGN PLAN
ZONE 1 SPECIFICATIONS

SHEET NUMBER

D-28



SPECIFICATIONS

PRINTED, SELF-ADHESIVE,
VINYL GRAPHICS.

WN-31: Steamboat Sports Torian Entry Window Graphics - North Elevation SP-7, K2, I3, G5

Current Signs: N/A - Future Allowance
Maximum Allowance: 30% of overall window space
Additional Details: Design and placement are subject to change.

North Elevation

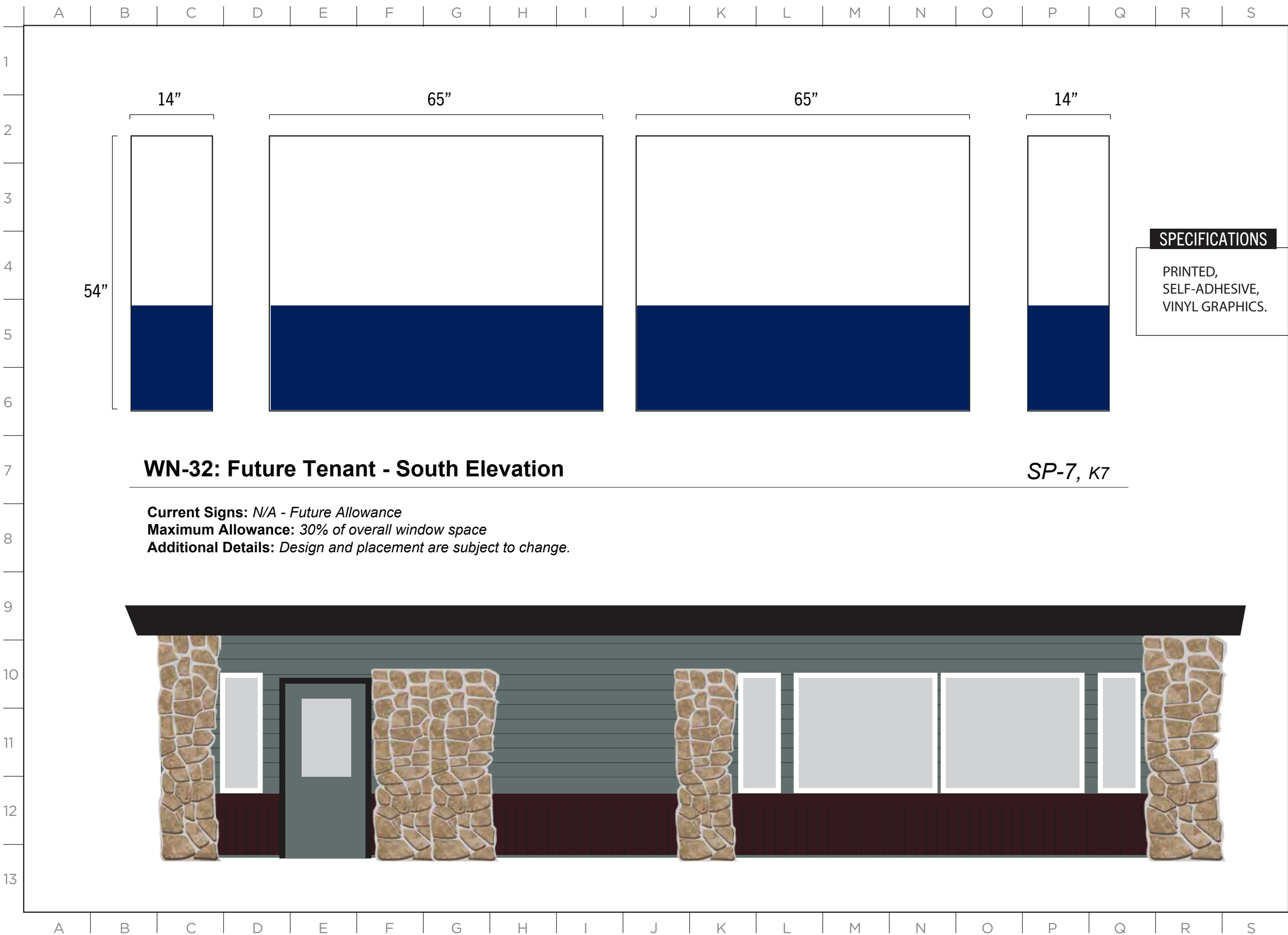
ISSUE DATE: 03/19/2025

DRAWN: CA REVIEWED:

MASTER SIGN PLAN
ZONE 1 SPECIFICATIONS

SHEET NUMBER

D-29



MASTER SIGN PLAN

SPECIFICATIONS

PRINTED,
SELF-ADHESIVE,
VINYL GRAPHICS.

WN-33: Future Tenant - East Elevation

SP-7, L6

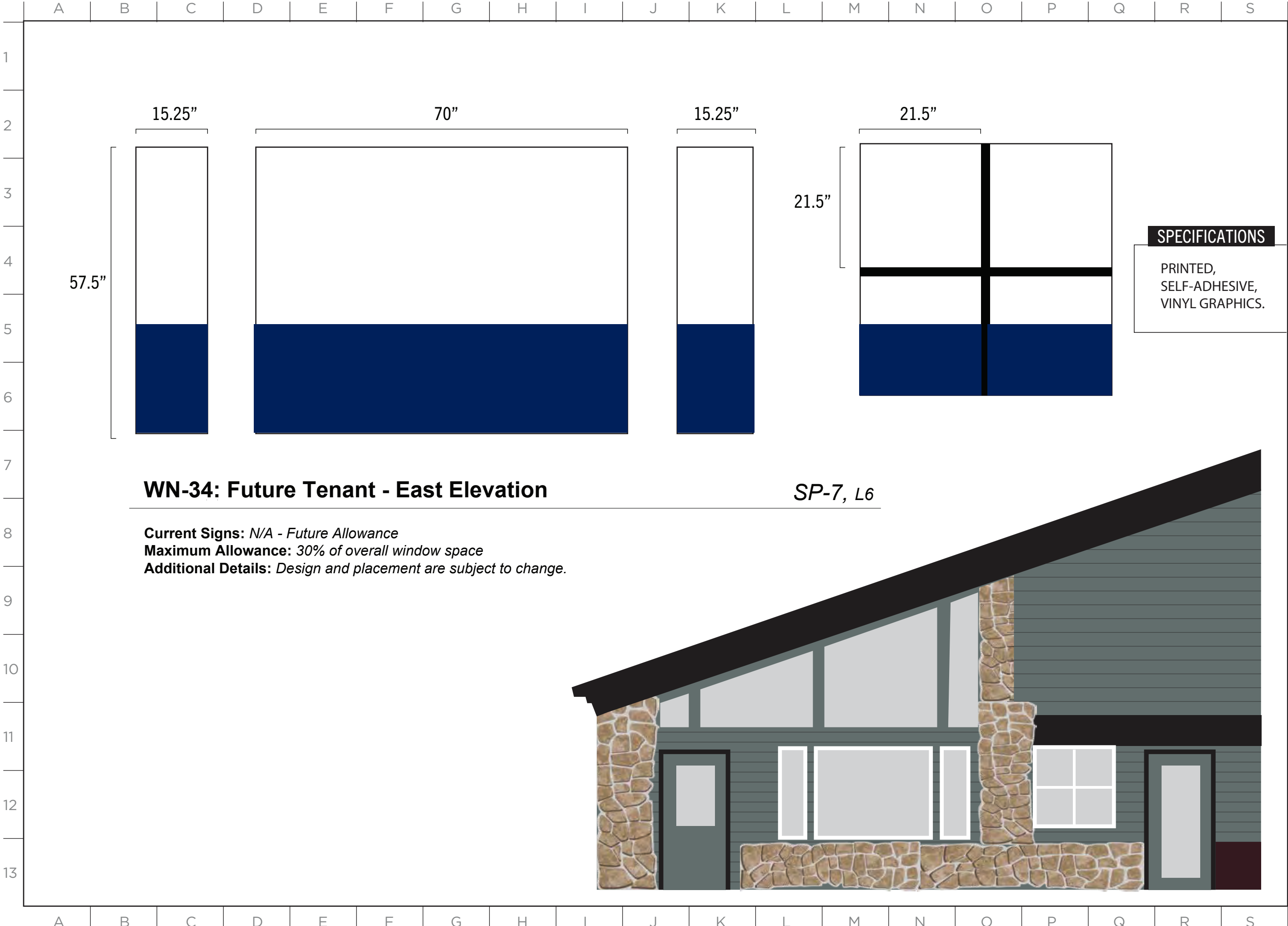
Current Signs: *N/A - Future Allowance*
Maximum Allowance: *30% of overall window space*
Additional Details: *Design and placement are subject to change.*

ISSUE DATE: 03/19/2025

DRAWN: CA REVIEWED: _____

MASTER SIGN PLAN
ZONE 1 SPECIFICATIONS

SHEET NUMBER
D-31



MASTER SIGN PLAN

SPECIFICATIONS
PRINTED,
SELF-ADHESIVE,
VINYL GRAPHICS.

WN-34: Future Tenant - East Elevation

SP-7, L6

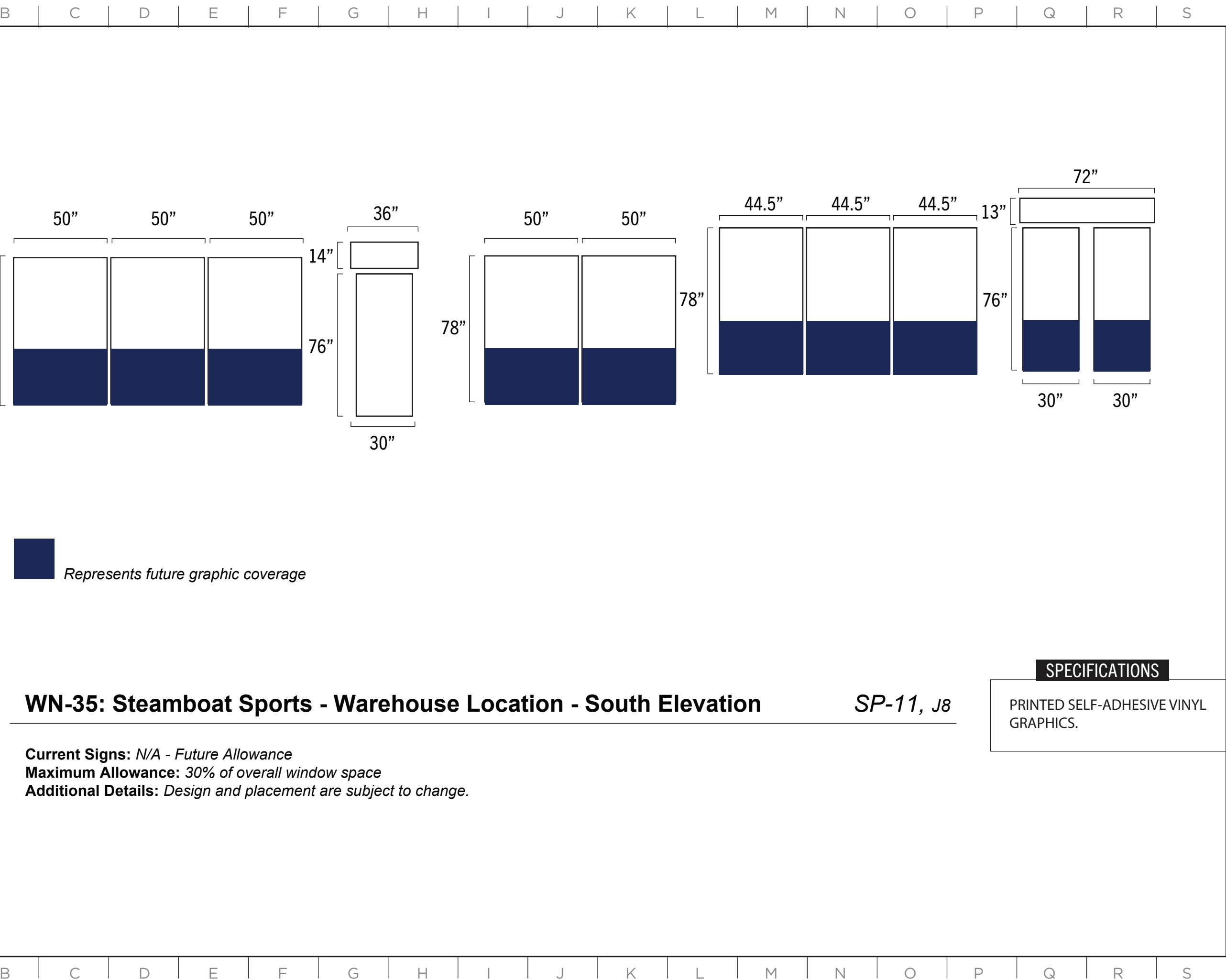
Current Signs: *N/A - Future Allowance*
Maximum Allowance: *30% of overall window space*
Additional Details: *Design and placement are subject to change.*


ISSUE DATE: 03/19/2025

DRAWN: CA REVIEWED: _____

MASTER SIGN PLAN
ZONE 1 SPECIFICATIONS

SHEET NUMBER
D-32





2305 Mt. Werner Circle
Steamboat Springs, CO 80487
(970) 817-5636

MASTER SIGN PLAN

ISSUE DATE: 03/19/2025

DRAWN: CA REVIEWED:

MASTER SIGN PLAN
SPECIFICATION DRAWINGS

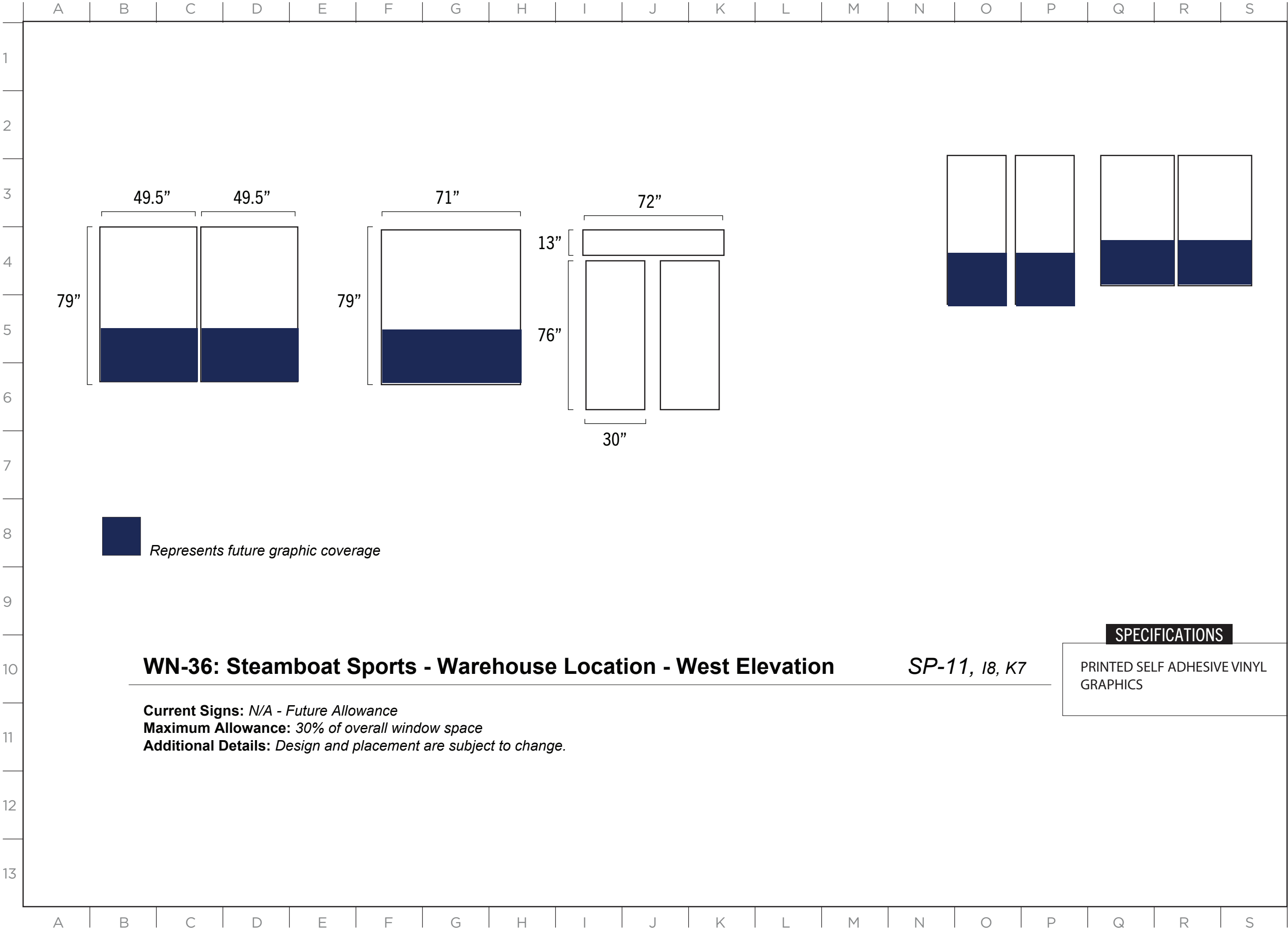
SHEET NUMBER
D-33

MASTER SIGN PLAN

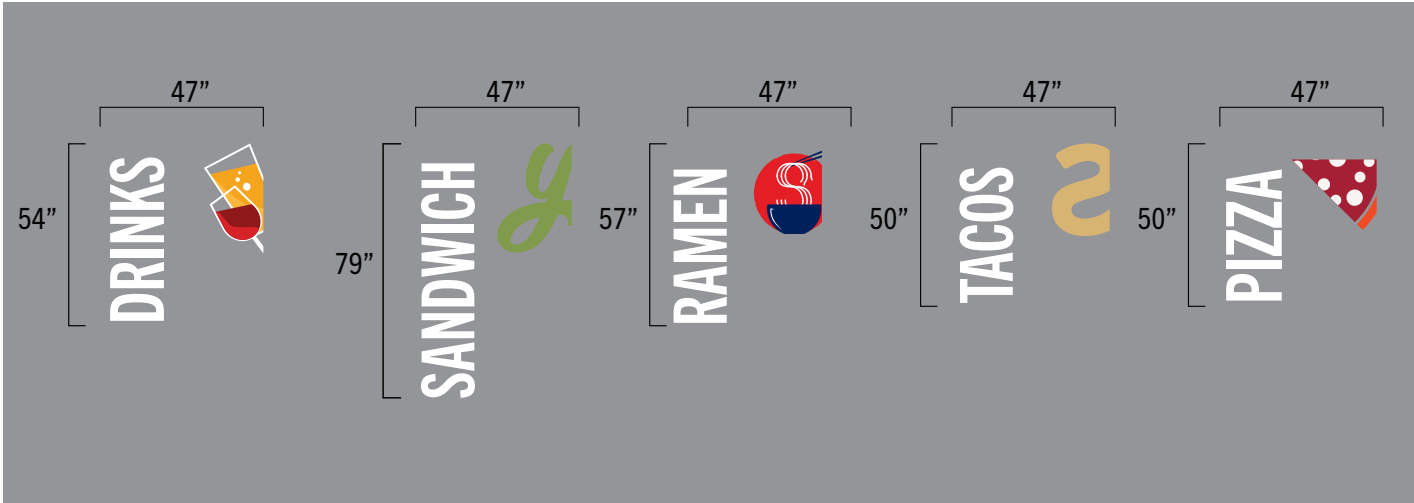
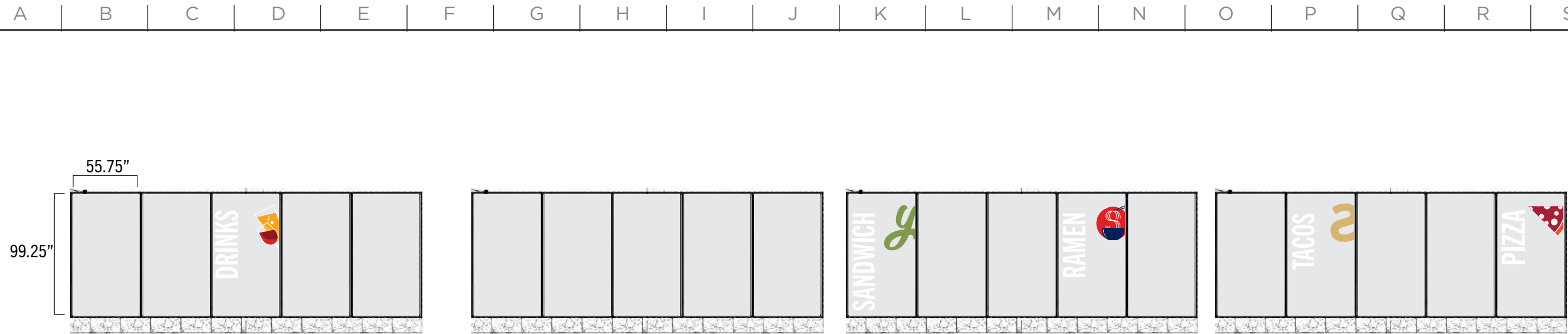
ISSUE DATE: 03/19/2025

DRAWN: CA REVIEWED:

MASTER SIGN PLAN
SPECIFICATION DRAWINGS



MASTER SIGN PLAN



WN-37: The Range - Window Graphics - North Elevation - L1 SP-4, M12

Current Signs: As shown
Maximum Allowance: 20% of overall window space
Additional Details: Design and placement are subject to change.

SPECIFICATIONS

PRINTED SELF-ADHESIVE VINYL GRAPHICS.

ISSUE DATE: 03/19/2025

DRAWN: CA REVIEWED:

MASTER SIGN PLAN
SPECIFICATION DRAWINGS

SHEET NUMBER

D-35

ISSUE DATE: 03/19/2025

DRAWN: CA REVIEWED:

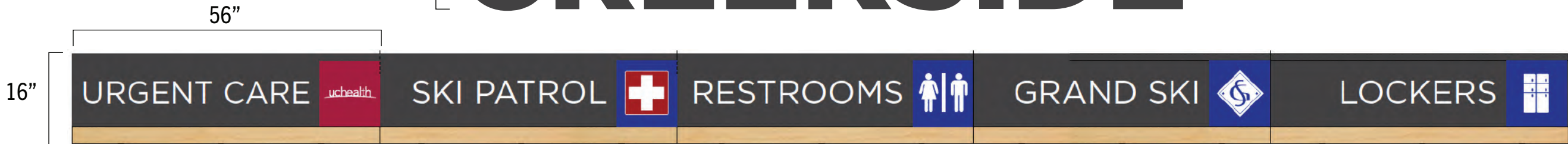
MASTER SIGN PLAN
SPECIFICATION DRAWINGS

SHEET NUMBER

D-36

Code Comparison - Max. Sign Area			
	Linear Feet	Sign Code Allowance	Master Plan Allowance
Primary	90	40	75
Secondary	25	5	6

108"
12"
CREEKSIDE




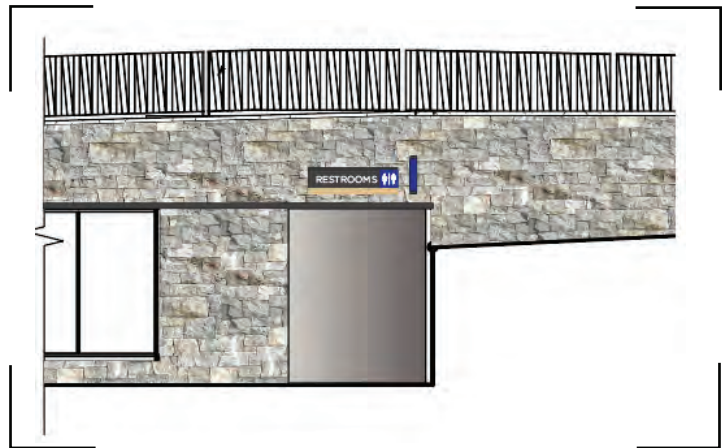
Sign area: Maximum
allowed as shown

W-1 through W-6: Creekside Wall Signs (Primary) *SP-4, Q13 through R10*

Current Sign: *As Shown*

Maximum Allowance: *60 ft² total.*

Additional Details: *Can be divided by individual uses as shown. Maximum number depends on number of services residing within building. Graphics and placement subject to change.*



W-7: Creekside Wall Sign (Secondary) *SP-4, Q11*

Current Sign: *As Shown*

Maximum Allowance: *10 ft² total.*

Additional Details:

SPECIFICATIONS

3" DEEP ALUMINUM CONSTRUCTED REVERSE-PAN CHANNEL LETTERS AND LOGO, PAINTED FAUX FINISH WITH TEXTURE. LETTER BACKS TO BE CLEAR .150" POLYCARBONATE AND HALO-LIT ILLUMINATED WITH 5000K WHITE LED'S.

LETTERS AND LOGO MOUNTED WITH 1.5" PROJECTION FROM WALL

Code Comparison - Max. Sign Area

	Linear Feet	Sign Code Allowance	Master Plan Allowance
Primary 1	175	40	75
Secondary 1	90	15	25



Represents scale of maximum sign area - Primary 1



172"

61"



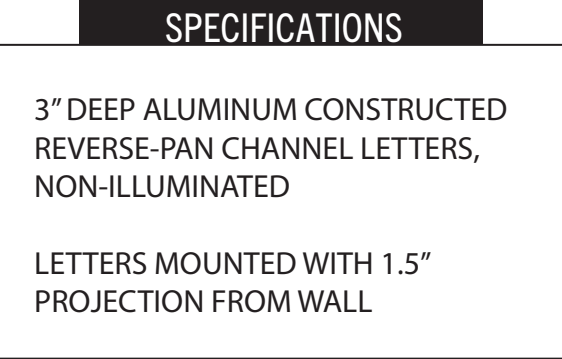
NIGHTTIME ILLUMINATION RENDERING

W-8: The Range Building Sign - East Elevation (Primary 1) SP-3, H4

Current Sign: *As shown*

Maximum Allowance: *See code comparison*

Additional Details: *Graphics and placement are subject to change.*



Current Sign: *As shown*
Maximum Allowance: *See code comparison*
Additional Details: *Graphics and placement are subject to change.*



SPECIFICATIONS

3" DEEP ALUMINUM CONSTRUCTED
REVERSE-PAN CHANNEL LETTERS,
NON-ILLUMINATED

LETTERS MOUNTED WITH 1.5"
PROJECTION FROM WALL

168"

21.25"

THE RANGE

W-10: The Range Building Sign - North Elevation (Secondary 1) SP-3, N5

Current Sign: As shown

Maximum Allowance: See code comparison

Additional Details: Graphics and placement are subject to change.



Represents scale of maximum sign area - Secondary 1



Code Comparison - Max. Sign Area

	Linear Feet	Sign Code Allowance	Master Plan Allowance
Primary 1	175	40	75
Secondary 1	90	15	25

ISSUE DATE: 03/19/2025

DRAWN: CA REVIEWED:

MASTER SIGN PLAN
SPECIFICATION DRAWINGS

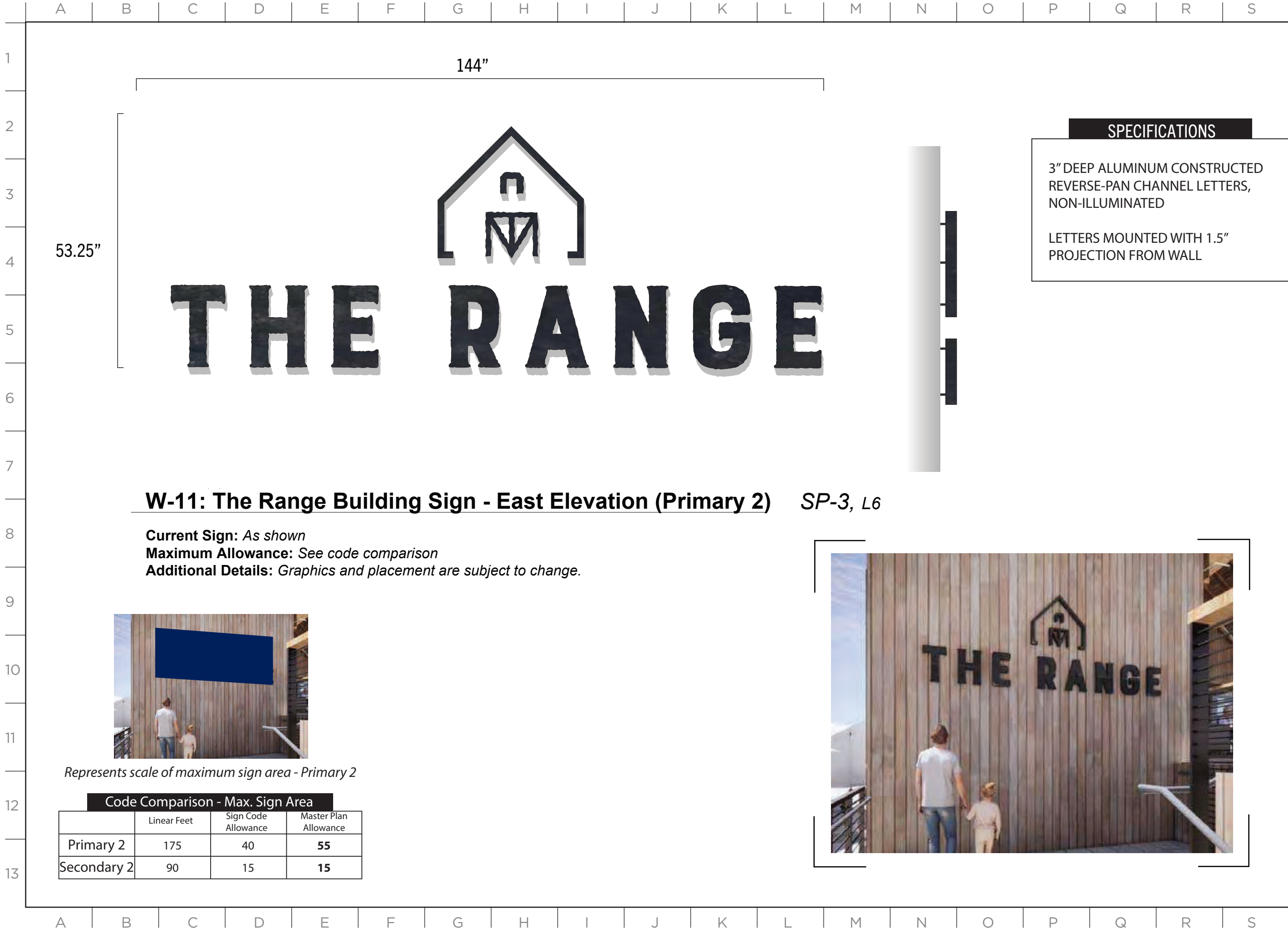
SHEET NUMBER

D-39

ISSUE DATE: 03/19/2025

DRAWN: CA REVIEWED: _____

MASTER SIGN PLAN
SPECIFICATION DRAWINGS





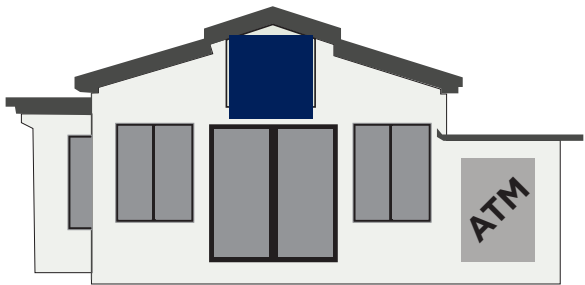
SPECIFICATIONS

2" Deep Aluminum Cabinet with vinyl graphics.

W-12: Giggle Gulch Wall Sign (Primary)

SP-4, J10


Current Sign: *As Shown*
Maximum Allowance: *See code comparison*
Additional Details: *Design and placement are subject to change.*



Represents scale of maximum sign area - Primary

Code Comparison - Max. Sign Area

	Linear Feet	Sign Code Allowance	Master Plan Allowance
Primary	25	25	15
Secondary	10	2	0



ISSUE DATE: 03/19/2025

DRAWN: CA REVIEWED:

MASTER SIGN PLAN
SPECIFICATION DRAWINGS

SHEET NUMBER

D-41

SPECIFICATIONS

Future allowance - Any future designs shall meet all standards mentioned in section 508 of the Steamboat Springs City Sign Code.

ISSUE DATE: 03/19/2025

DRAWN: CA REVIEWED: _____

MASTER SIGN PLAN
SPECIFICATION DRAWINGS

SHEET NUMBER

D-42

48"

48"

Sign area: Maximum
allowed as shown

W-13: Burton, South Elevation Wall Sign (Secondary)

SP-5, K12

Current Sign: *N/A - Future Sign Allowance*
Maximum Allowance: *See code comparison*
Additional Details: *Design and placement are subject to change. Illumination possible*

Code Comparison - Max. Sign Area

	Linear Feet	Sign Code Allowance	Master Plan Allowance
Primary	65	40	40
Secondary	35	7	16

this table incorrect, see next page



Represents scale of maximum sign area - Secondary


Code Comparison - Max. Sign Area			
	Linear Feet	Sign Code Allowance	Master Plan Allowance
Primary	65	40	32
Secondary	35	7	16



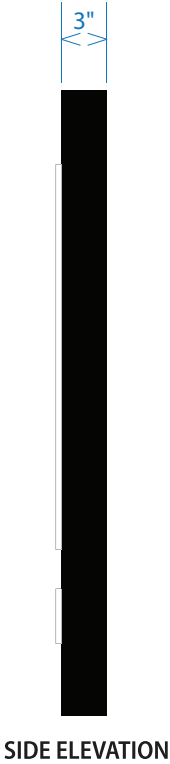
Represents scale of maximum sign area - Primary

Sign area: Maximum allowed as shown

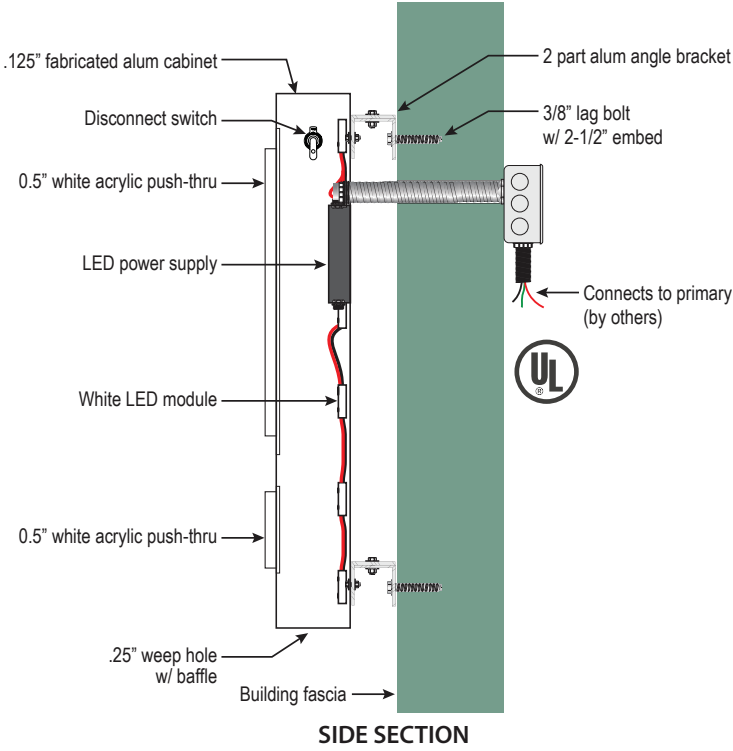
SPECIFICATIONS
SEE DRAWINGS



ELEVATION
Scale: 1:14 Qty: 1



SIDE ELEVATION



SIDE SECTION

S/F Face & Halo Illuminated Wall Sign

- 48"x 48"x 3" fabricated aluminum sign w/ halo illum & 1/2" White acrylic push-thru letters & logo." LED illumination.

FINISH SCHEDULE



Illuminated View - White halo



W-14: Burton, West Elevation Wall Sign (Primary)

SP-5, K12

Current Sign: As Shown
Maximum Allowance: See code comparison
Additional Details: Design and placement are subject to change.

ISSUE DATE: 03/19/2025

DRAWN: CA REVIEWED:

MASTER SIGN PLAN
SPECIFICATION DRAWINGS

SHEET NUMBER

D-43

SPECIFICATIONS

PRINTED VINYL GRAPHICS
ON 6MM ALUMINUM
COMPOSITE.

SIGN FLUSH MOUNTED TO
BUILDING WITH
MECHANICAL FASTENERS



Primary




Secondary

Signs allowed as
shown

W-15 & 16: Steamboat Sports Tune Shop - Wall Signs (~~Primary & Secondary~~) SP-5, L8, L10

Current Signs: As Shown
Maximum Allowance: See code comparison
Additional Details: Design and placement are subject to change.



Represents scale of maximum sign area - ~~Primary & Secondary~~

Code Comparison - Max. Sign Area

	Linear Feet	Sign Code Allowance	Master Plan Allowance
Primary	50	40	12
Secondary	25	5	5



East Elevation, First Level

ISSUE DATE: 03/19/2025

DRAWN: CA REVIEWED:

MASTER SIGN PLAN
SPECIFICATION DRAWINGS

SHEET NUMBER

D-44

SPECIFICATIONS

PRINTED SELF-ADHESIVE VINYL GRAPHICS MOUNTED ON 3MM ALUMINUM COMPOSITE.

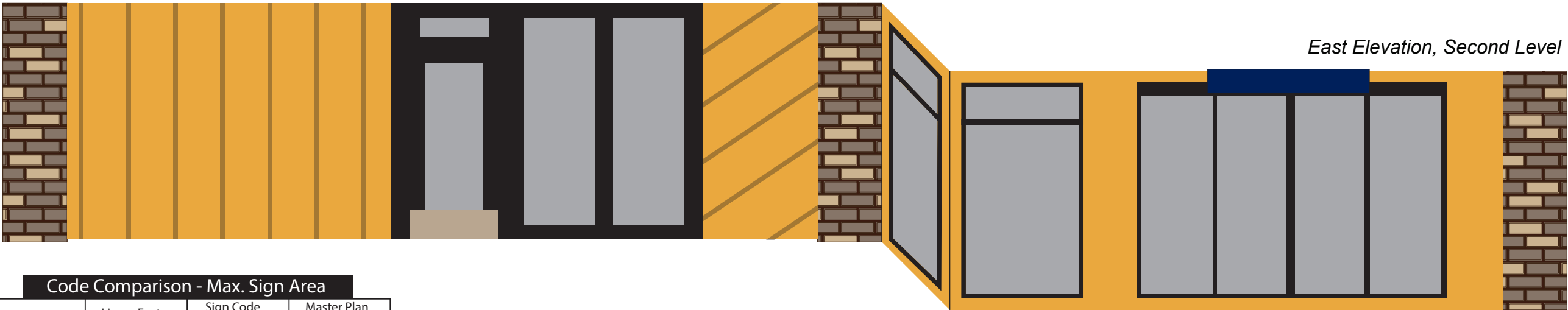
SIGN IS FLUSH MOUNTED TO EXTERIOR WALL THROUGH THE USE OF MECHANICAL FASTENERS.



Sign area: Maximum allowed as shown

W-17: Steamboat Sports, Steamboat Square - Wall Sign - East Elevation (Secondary) ~~SP-5, N5~~

Current Sign: As Shown
Maximum Allowance: See code comparison
Additional Details: Design and placement are subject to change.



East Elevation, Second Level

~~Represents scale of maximum sign area - Secondary~~

Code Comparison - Max. Sign Area

	Linear Feet	Sign Code Allowance	Master Plan Allowance
Primary	40	40	20
Secondary	15	3	5

ISSUE DATE: 03/19/2025

DRAWN: CA REVIEWED: _____

MASTER SIGN PLAN
SPECIFICATION DRAWINGS

SHEET NUMBER

D-45



SPECIFICATIONS

PRINTED SELF-ADHESIVE VINYL GRAPHICS MOUNTED ON 3MM ALUMINUM COMPOSITE.

SIGN IS FLUSH MOUNTED TO EXTERIOR WALL THROUGH THE USE OF MECHANICAL FASTENERS.

W-18: Steamboat Sports, Steamboat Square - Wall Sign - East Elevation (Primary) *SP-5, N5*

Current Sign: *As Shown*
Maximum Allowance: *See code comparison*
Additional Details: *Design and placement are subject to change.*



Represents scale of maximum sign area - Primary

Code Comparison - Max. Sign Area			
	Linear Feet	Sign Code Allowance	Master Plan Allowance
Primary	40	40	20
Secondary	15	3	5



East Elevation, Second Level



SPECIFICATIONS

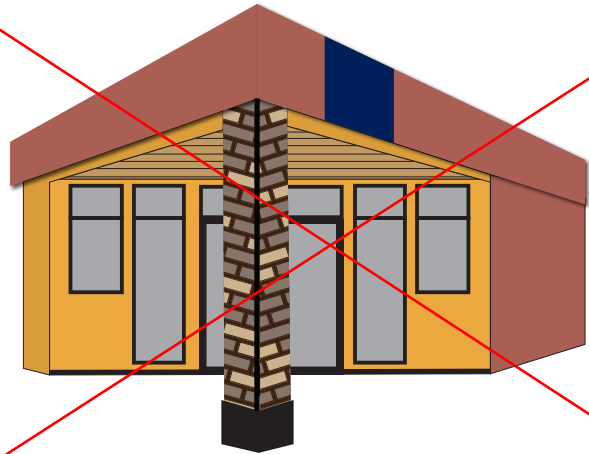
PRINTED SELF-ADHESIVE VINYL GRAPHICS MOUNTED ON 3MM ALUMINUM COMPOSITE.

SIGN IS FLUSH MOUNTED TO EXTERIOR WALL THROUGH THE USE OF MECHANICAL FASTENERS.

Sign area: Maximum allowed as shown

W-19 & 20: Steamboat Sports, Steamboat Square - Wall Signs - South East Elevation (~~Secondary~~) *SP-5, N5*

Current Sign: *As Shown*
Maximum Allowance: *See code comparison*
Additional Details: *Design and placement are subject to change.*



Represents scale of maximum sign area - Secondary

Code Comparison - Max. Sign Area - ft²

	Linear Feet	Sign Code Allowance	Master Plan Allowance
Primary	40	40	40
Secondary	15	3	5



South East Elevation, Second Level

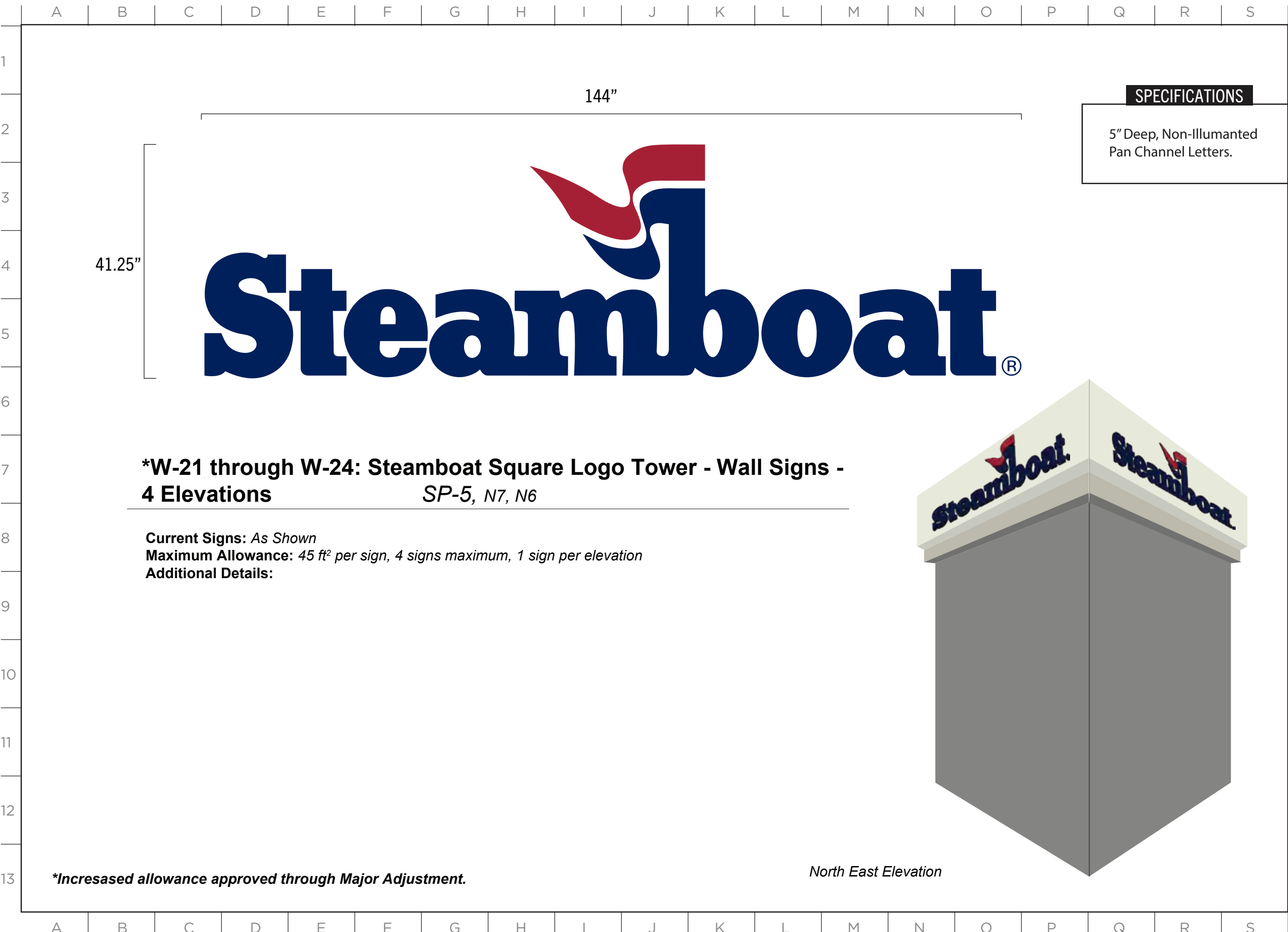
ISSUE DATE: 03/19/2025

DRAWN: CA REVIEWED:

MASTER SIGN PLAN
SPECIFICATION DRAWINGS

SHEET NUMBER

D-47



SPECIFICATIONS

Future allowance - Any future designs shall meet all standards mentioned in section 508 of the Steamboat Springs City Sign Code.

Sign area: Maximum allowed as shown


W-25: The Grand Storage Wall Sign - East Elevation (Primary)

SP-5, M6

Current Signs: *N/A - Future Allowance*
Maximum Allowance: *See code comparison*
Additional Details: *Design and placement are subject to change.*

Code Comparison - Max. Sign Area

	Linear Feet	Sign Code Allowance	Master Plan Allowance
Primary	25	25	40
Secondary	25	5	0



Represents scale of maximum sign area - Primary

ISSUE DATE: 03/19/2025

DRAWN: CA REVIEWED:

MASTER SIGN PLAN
SPECIFICATION DRAWINGS

SHEET NUMBER

D-49



SPECIFICAT

4X4 BEETLE KILL PINE FRAME
WITH NATURAL FINISH STAIN.

MC NICHOLS PERFORATED
STEEL SHEET BACKER (39%
OPEN).


1.5" DIMENSIONAL ACRYLIC
LOGO.

MOUNTED TO WALL USING
CONCEALED FASTENERS AND
TOGGLE ANCHOR SYSTEM.

Sign area: Maximum
allowed as shown

W-26: The Steamboat Store Wall Sign - East Elevation (Primary) SP-5, 04

Current Signs: As Shown
Maximum Allowance: See code comparison
Additional Details: Design and placement are subject to change.



Represents scale of maximum sign area - Primary

Code Comparison - Max. Sign Area			
	Linear Feet	Sign Code Allowance	Master Plan Allowance
Primary	37	37	25
Secondary	55	11	10



ISSUE DATE: 3/9/2021

DRAWN: CA REVIEWED:

MASTER SIGN PLAN
SPECIFICATION DRAWINGS

SHEET NUMBER

D-50

SPECIFICATIONS

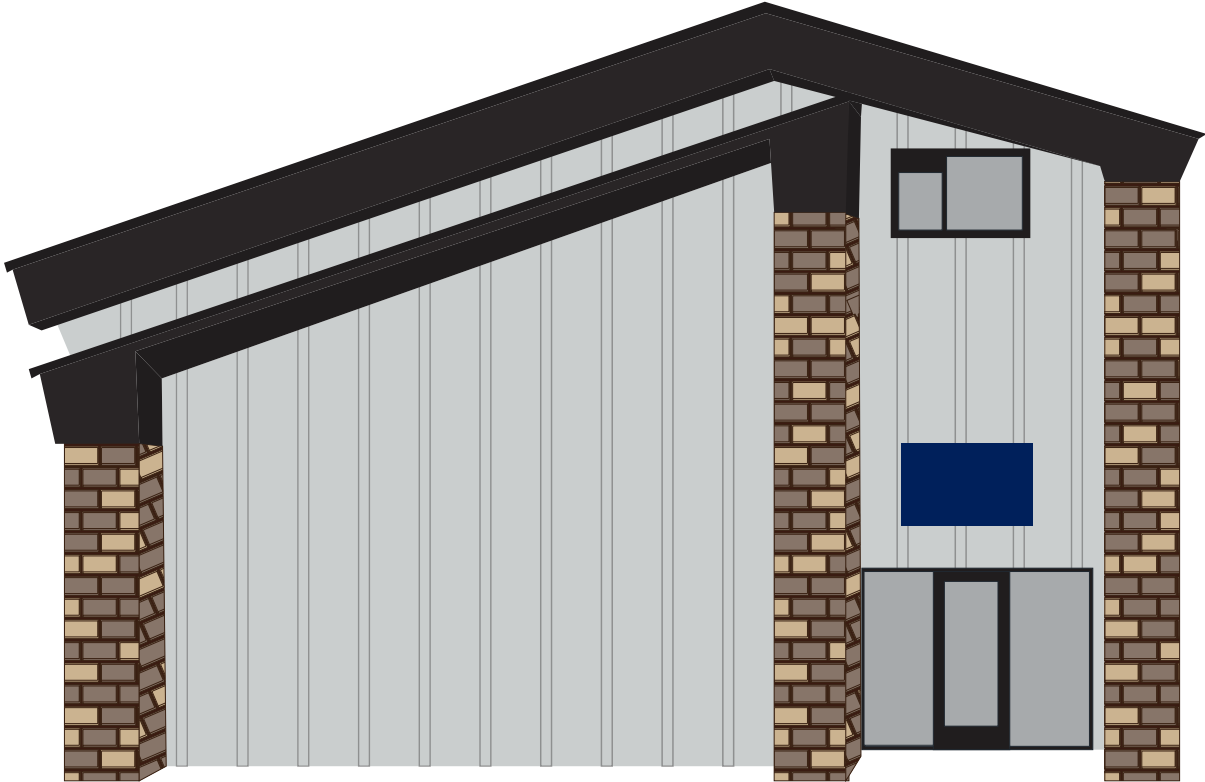
Future allowance - Any future designs shall meet all standards mentioned in section 508 of the Steamboat Springs City Sign Code.



Sign area: Maximum allowed as shown

W-27: The Steamboat Store Wall Sign - North Elevation (Secondary)SP-5, 04

Current Signs: As Shown
Maximum Allowance: See code comparison
Additional Details: Design and placement are subject to change.



Represents scale of maximum sign area - Secondary

Code Comparison - Max. Sign Area			
	Linear Feet	Sign Code Allowance	Master Plan Allowance
Primary	37	37	25
Secondary	55	11	10

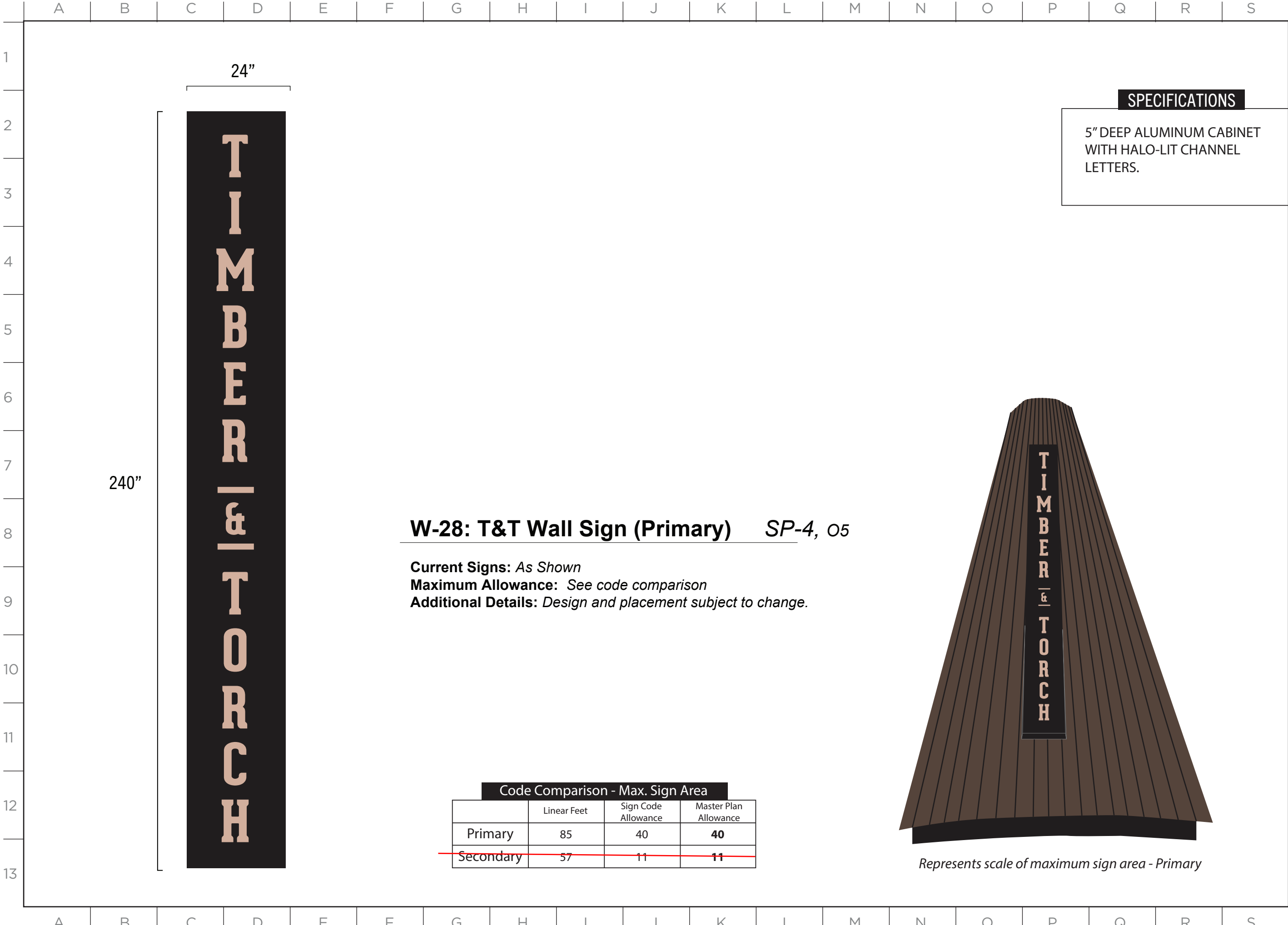
ISSUE DATE: 03/19/2025

DRAWN: CA REVIEWED:

MASTER SIGN PLAN
SPECIFICATION DRAWINGS

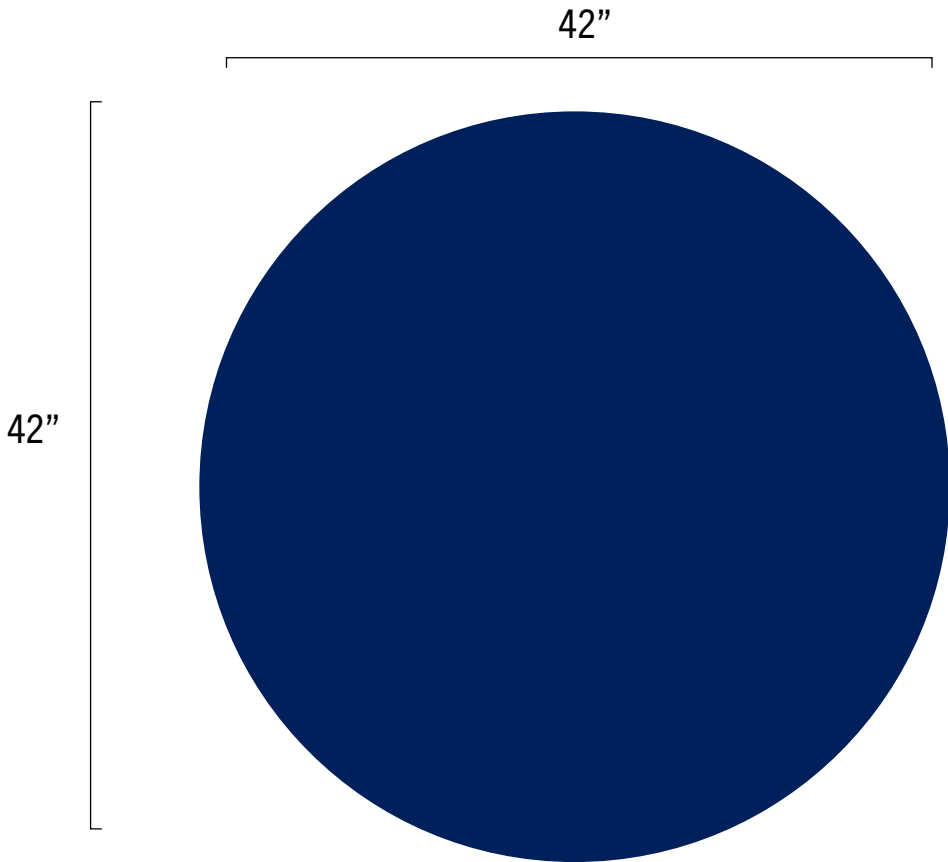
SHEET NUMBER

D-51



SPECIFICATIONS

Future allowance - Any future designs shall meet all standards mentioned in section 508 of the Steamboat Springs City Sign Code.




Sign area: Maximum allowed as shown

W-29: T&T Grill Wall Sign (Primary)

SP-4, Q5

Current Signs: *N/A - Future Allowance*
Maximum Allowance: *See code comparison*
Additional Details: *Design and placement are subject to change. Illumination possible.*



Represents scale of maximum sign area - Primary

Code Comparison - Max. Sign Area			
	Linear Feet	Sign Code Allowance	Master Plan Allowance
Primary	36	36	15
Secondary	20	4	15

ISSUE DATE: 03/19/2025

DRAWN: CA REVIEWED: _____

MASTER SIGN PLAN
SPECIFICATION DRAWINGS

MASTER SIGN PLAN

SPECIFICATIONS

42"

42"

Sign area: Maximum
allowed as shown

W-30: T&T Grill Wall Sign (Secondary)

SP-4, Q5


Current Signs: N/A - Future Allowance
Maximum Allowance: See code comparison
Additional Details: Design and placement are subject to change. Illumination possible.

ISSUE DATE: 03/19/2025

DRAWN: CA REVIEWED:

MASTER SIGN PLAN
SPECIFICATION DRAWINGS

Code Comparison - Max. Sign Area			
	Linear Feet	Sign Code Allowance	Master Plan Allowance
Primary	36	36	15
Secondary	20	4	15



Represents scale of maximum sign area - Primary



SPECIFICATIONS

PRINTED SELF-ADHESIVE
VINYL GRAPHICS ON 6MM
ALUMINUM COMPOSITE.

Sign area: Maximum
allowed as shown

W-31: Overnight Storage Wall Sign - East Elevation (Primary) SP-4, R4

Current Signs: As Shown
Maximum Allowance: See code comparison
Additional Details: Design and placement are subject to change.

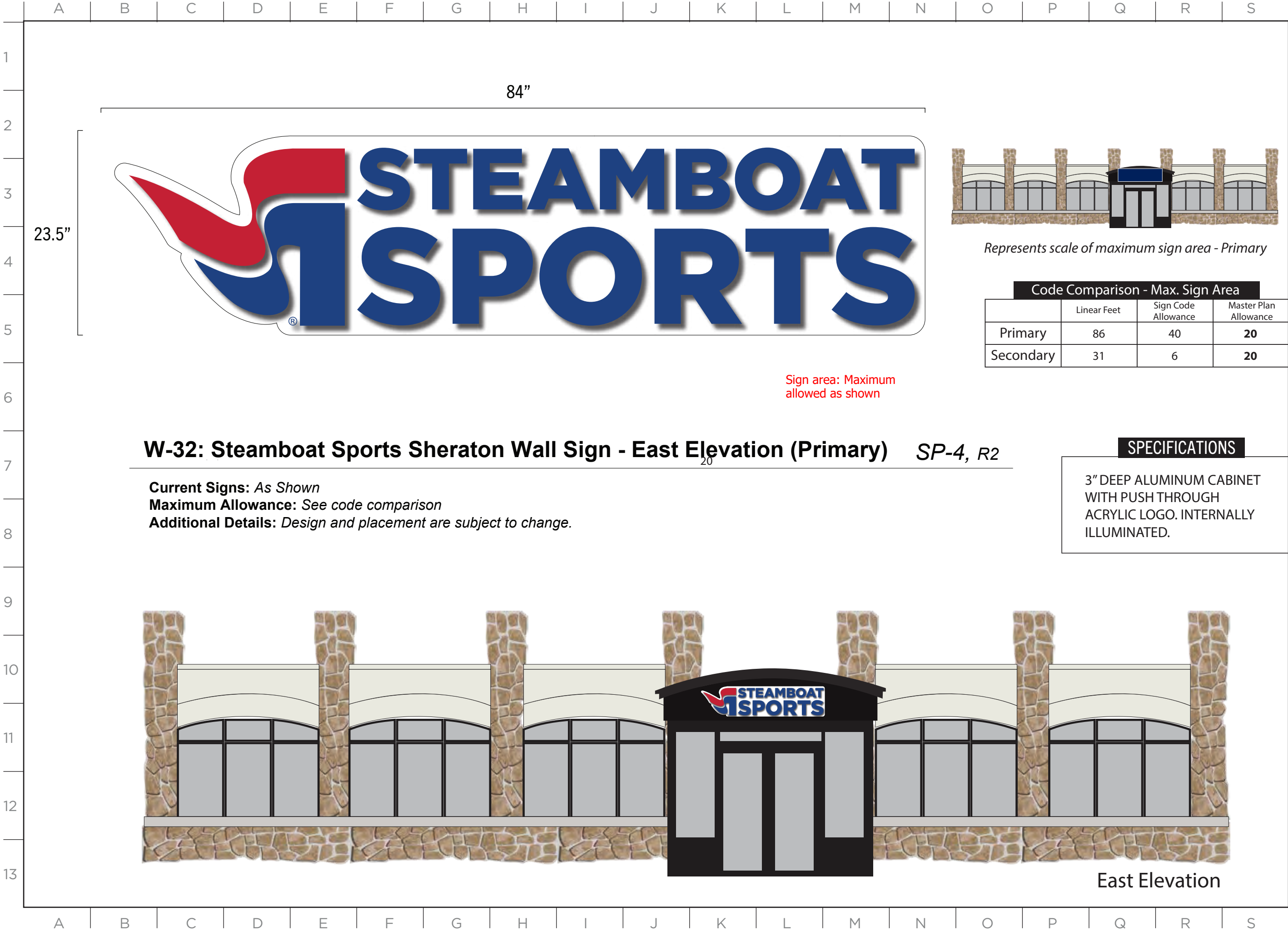


Represents scale of maximum sign area - Primary

Code Comparison - Max. Sign Area

	Linear Feet	Sign Code Allowance	Master Plan Allowance
Primary	15	15	15
Secondary	30	5	5





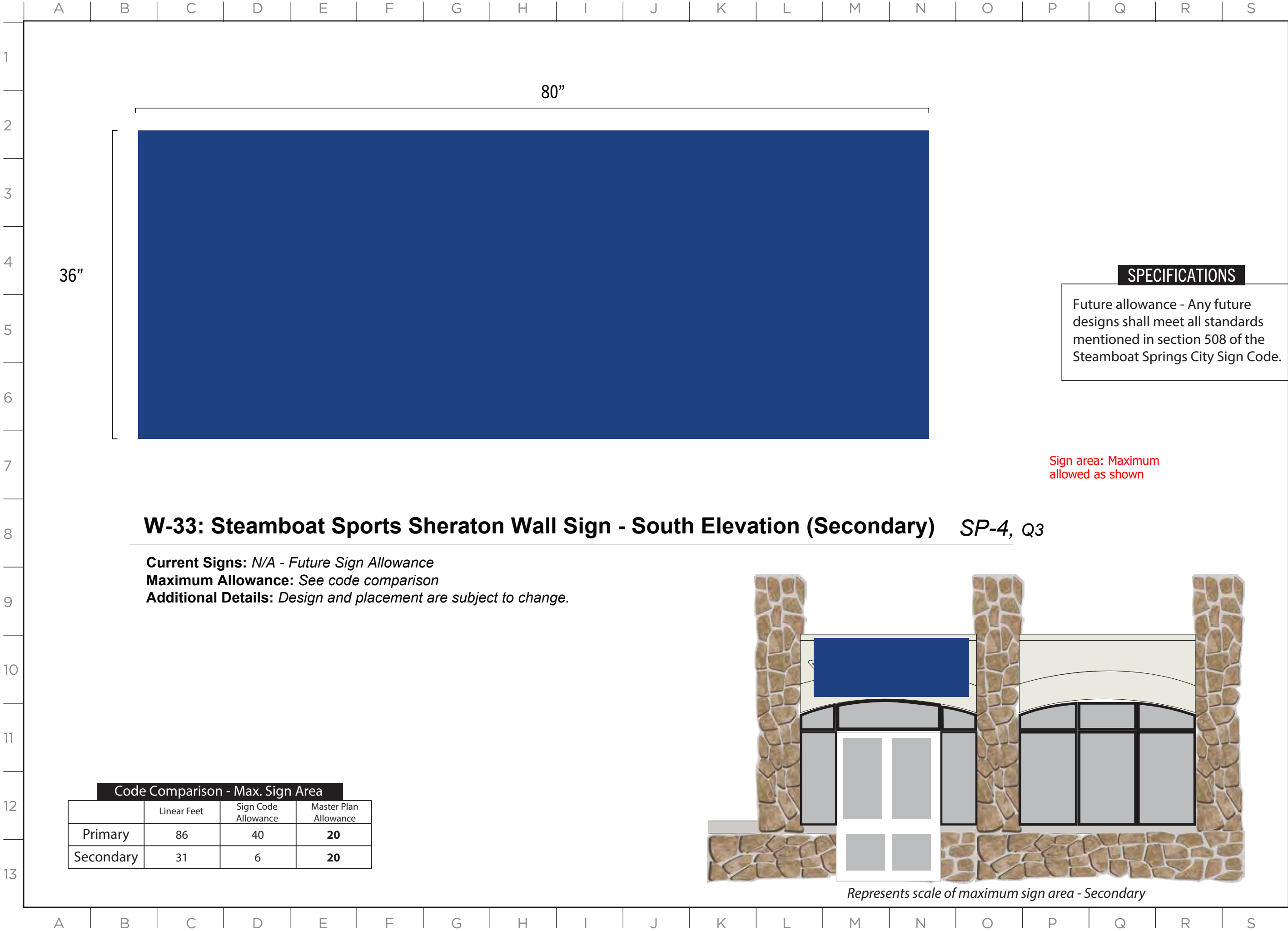
W-32: Steamboat Sports Sheraton Wall Sign - East Elevation (Primary) *SP-4, R2*

Current Signs: *As Shown*
Maximum Allowance: *See code comparison*
Additional Details: *Design and placement are subject to change.*

SPECIFICATIONS

3" DEEP ALUMINUM CABINET
WITH PUSH THROUGH
ACRYLIC LOGO. INTERNALLY
ILLUMINATED.

Code Comparison - Max. Sign Area			
	Linear Feet	Sign Code Allowance	Master Plan Allowance
Primary	86	40	20
Secondary	31	6	20





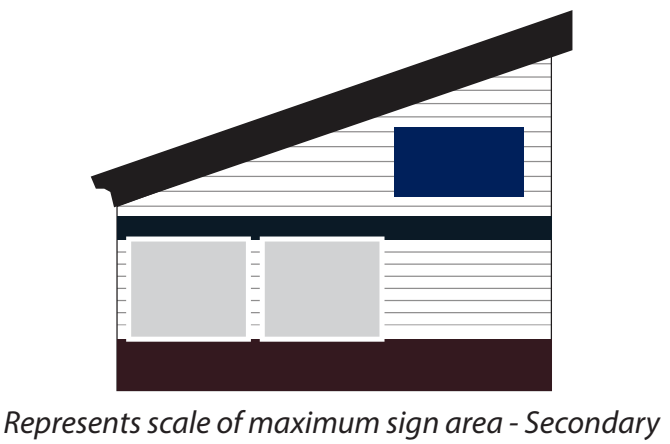
SPECIFICATIONS

- 2" aluminum cabinet with brushed pewter face and black painted border.
- 1" dimensional logo, painted PMS brand colors.


Sign area: Maximum allowed as shown

W-34: Steamboat Sports Torian Wall Sign - East Elevation (Secondary) SP-7, 17

Current Signs: As Shown
Maximum Allowance: See code comparison
Additional Details: Design and placement are subject to change.



Represents scale of maximum sign area - Secondary




ISSUE DATE: 03/19/2025

DRAWN: CA REVIEWED:

MASTER SIGN PLAN
SPECIFICATION DRAWINGS

Code Comparison - Max. Sign Area

	Linear Feet	Sign Code Allowance	Master Plan Allowance
Primary	67	40	20
Secondary	20	4	10



Represents scale of maximum sign area - Primary

Code Comparison - Max. Sign Area			
	Linear Feet	Sign Code Allowance	Master Plan Allowance
Primary	67	40	25
Secondary	20	4	10

W-35: Steamboat Sports Torian Wall Sign - South Elevation (Primary)

SP-7, J7

Current Signs: As Shown

Maximum Allowance: See code comparison


Additional Details: Design and placement are subject to change.

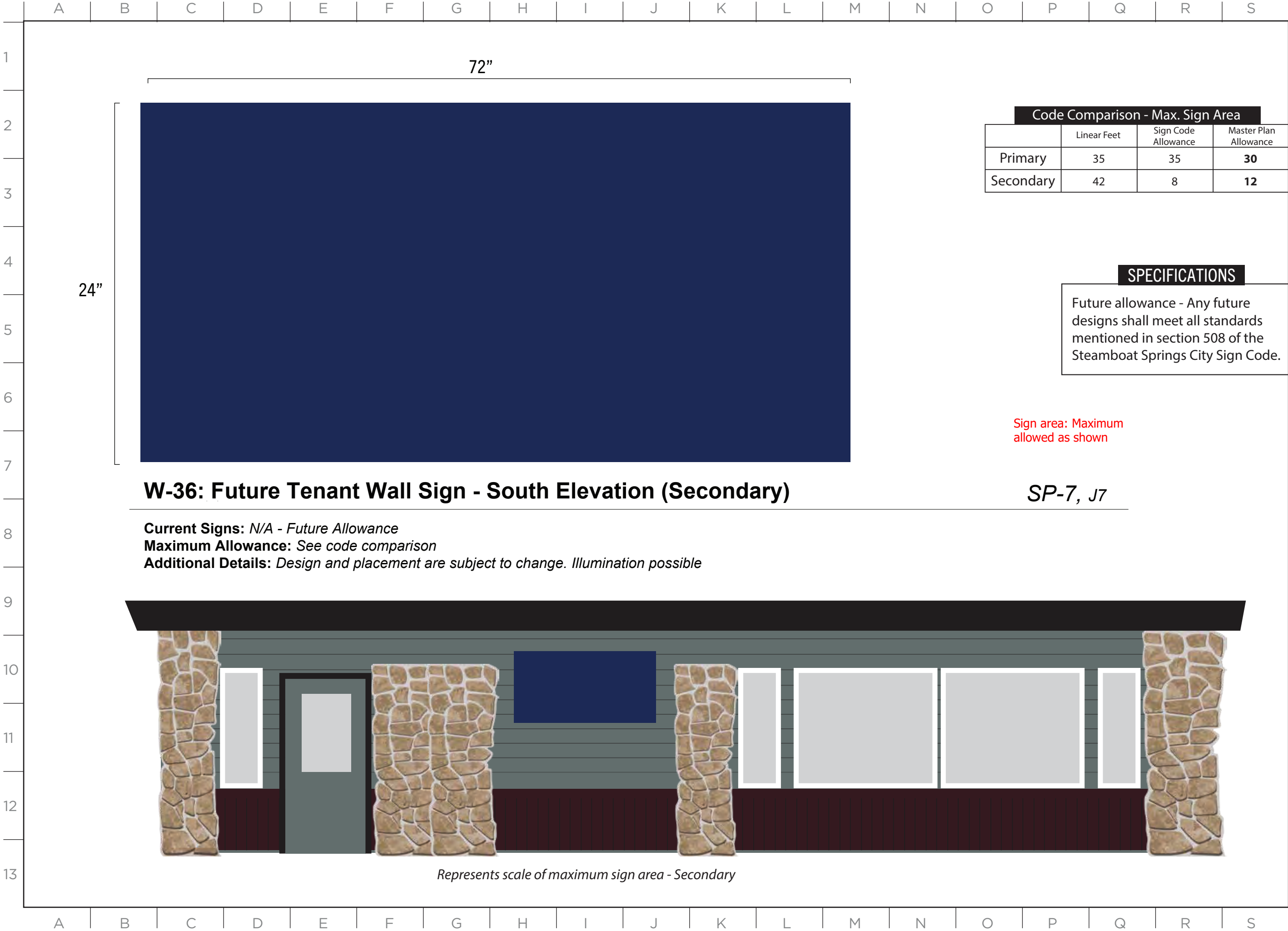
Sign area: Maximum allowed as shown

SPECIFICATIONS

2" aluminum cabinet with brushed pewter face and black painted border.

1" dimensional logo, painted PMS brand colors.






MASTER SIGN PLAN

ISSUE DATE: 03/19/2025

DRAWN: CA REVIEWED: _____

MASTER SIGN PLAN
SPECIFICATION DRAWINGS



SPECIFICATIONS

Future allowance - Any future designs shall meet all standards mentioned in section 508 of the Steamboat Springs City Sign Code.

Sign area: Maximum allowed as shown

W-37: Future Tenant Wall Sign - East Elevation (Primary) SP-7, L7

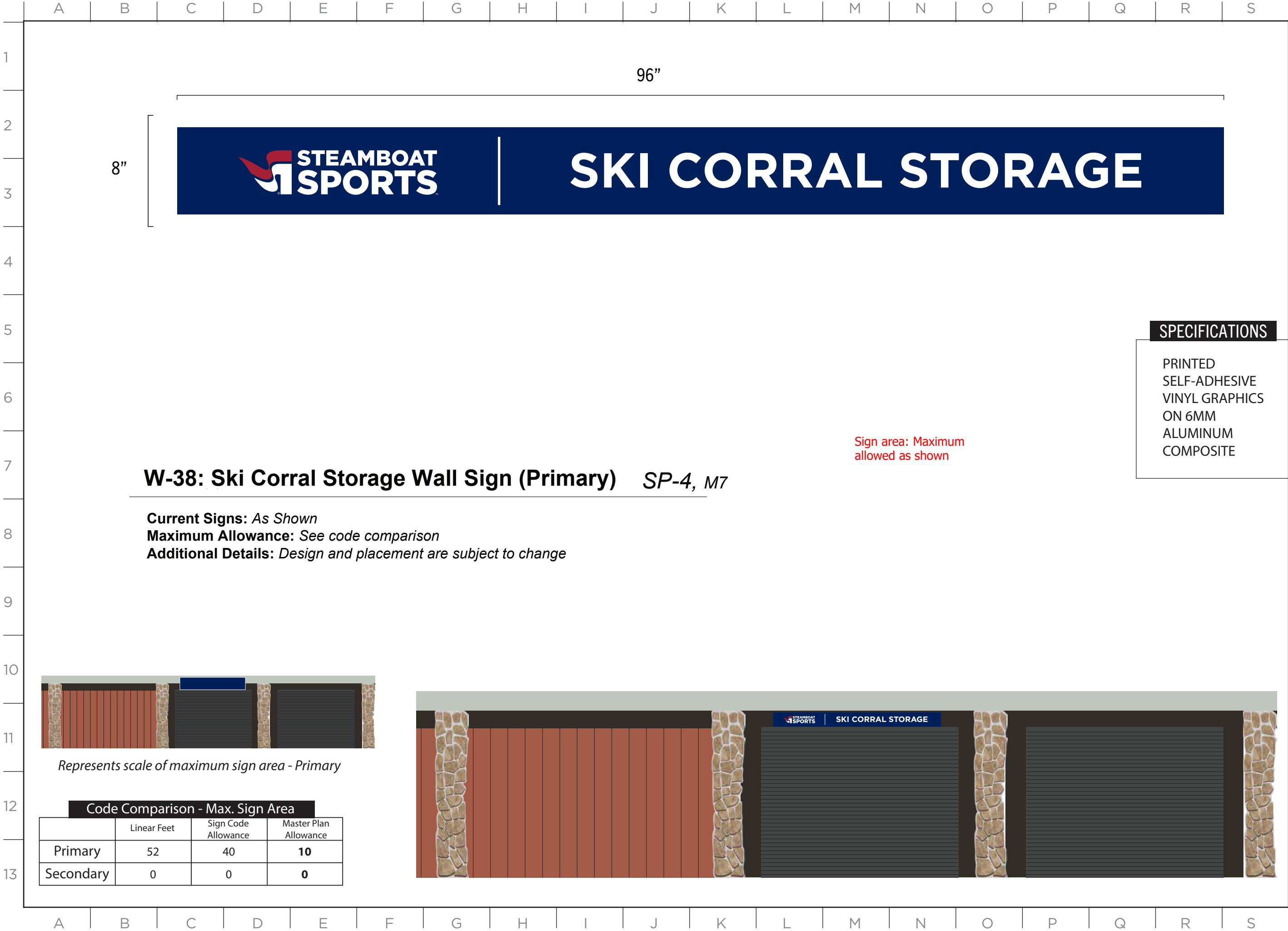
Current Signs: N/A - Future Allowance
Maximum Allowance: See code comparison
Additional Details: Design and placement are subject to change. Illumination possible

Code Comparison - Max. Sign Area

	Linear Feet	Sign Code Allowance	Master Plan Allowance
Primary	35	35	30
Secondary	42	8	10

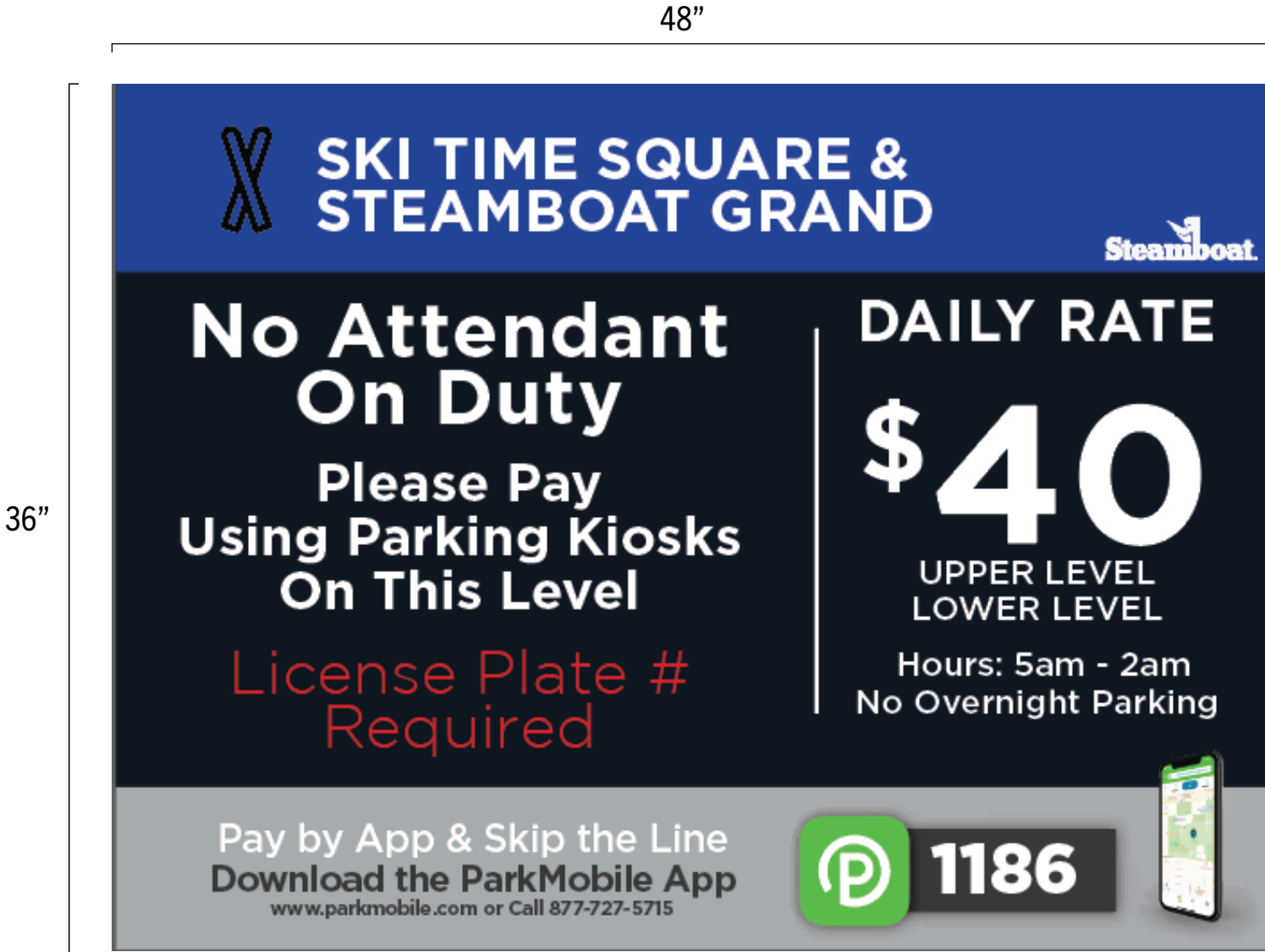


Represents scale of maximum sign area - Primary





MASTER SIGN PLAN



Sign area: Maximum allowed as shown

SPECIFICATIONS

PRINTED SELF-ADHSEIVE VINYL GRAPHICS ON 6MM ALUMINUM COMPOSITE, MOUNTED TO CONCRETE WALL WITH CONCRETE ANCHORS

W-38: Parking Rates - Ski Time Square Parking (Primary)

SP-8, 07

Current Signs: As Shown
Maximum Allowance: See code comparison
Additional Details: Design and placement are subject to change

Code Comparison - Max .Sign Area

	Linear Feet	Sign Code Allowance	Master Plan Allowance
Primary	254	40	40
Secondary	122	15	15



Represents scale of maximum sign area - Primary



ISSUE DATE: 03/19/2025

DRAWN: CA REVIEWED:

MASTER SIGN PLAN SPECIFICATIONS

SHEET NUMBER

D-64

MASTER SIGN PLAN

Code Comparison - Max. Sign Area			
	Linear Feet	Sign Code Allowance	Master Plan Allowance
Primary	175	40	16
Secondary	82	15	16

Sign area: Maximum allowed as shown

SPECIFICATIONS

Future allowance - Any future designs shall meet all standards mentioned in section 508 of the Steamboat Springs City Sign Code.

W-39 & 40: Happy Camp Wall Sign (Primary & Secondary) SP-6, H4, K4

Current Signs: N/A - Future Allowance
Maximum Allowance: See code comparison
Additional Details: Graphics and placement are subject to change.



Represents scale of maximum sign area - Primary & Secondary

ISSUE DATE: 03/19/2025

DRAWN: CA REVIEWED:

MASTER SIGN PLAN
SPECIFICATION DRAWINGS

SHEET NUMBER

D-65



MASTER SIGN PLAN



PR-1,2,3: Creek Side Projecting Signs

Current Sign: *As shown*
Maximum Allowance: *See code comparison*
Additional Details: *Design and placement are subject to change.*

SP-4, Q12, R11

Sign area: Maximum allowed as shown



Represents scale of maximum sign area

Code Comparison - Max. Sign Area

		Sign Code Allowance	Master Plan Allowance
Projecting		9	6

ISSUE DATE: 03/19/2025

DRAWN: CA REVIEWED:

MASTER SIGN PLAN
SPECIFICATION DRAWINGS

SHEET NUMBER

D-67

96" 9.25" MOUNTAIN ACCESS



PR-4: Steamboat Square Wayfinding SP-6, P9

Current Sign: As shown
Maximum Allowance: See code comparison
Additional Details:..Design and placement are subject to change.

96" 9.25" TRANSIT CENTER



SIDE A

TICKET OFFICE



SIDE B

PR-5: Steamboat Square Wayfinding SP-4, M7

Current Sign: As shown
Maximum Allowance: See code comparison
Additional Details:..Design and placement are subject to change.

Code Comparison - Max. Sign Area

		Sign Code Allowance	Master Plan Allowance
Primary		9	7


Sign area: Maximum allowed as shown

SPECIFICATIONS

3" DEEP ALUMINUM CABINET WITH DIMENSIONAL LOGOS AND LETTERS



Represents scale of maximum sign area



Represents scale of maximum sign area



Code Comparison - Max. Sign Area			
		Sign Code Allowance	Master Plan Allowance
Primary		9	5



Side A



Side B

PR-8: The Steamboat Store Projecting Sign - North Elevation

SP-5, N2

Current Signs: *As Shown*

Maximum Allowance: *See code comparison*

Additional Details: *Design and placement are subject to change.*



SPECIFICATIONS

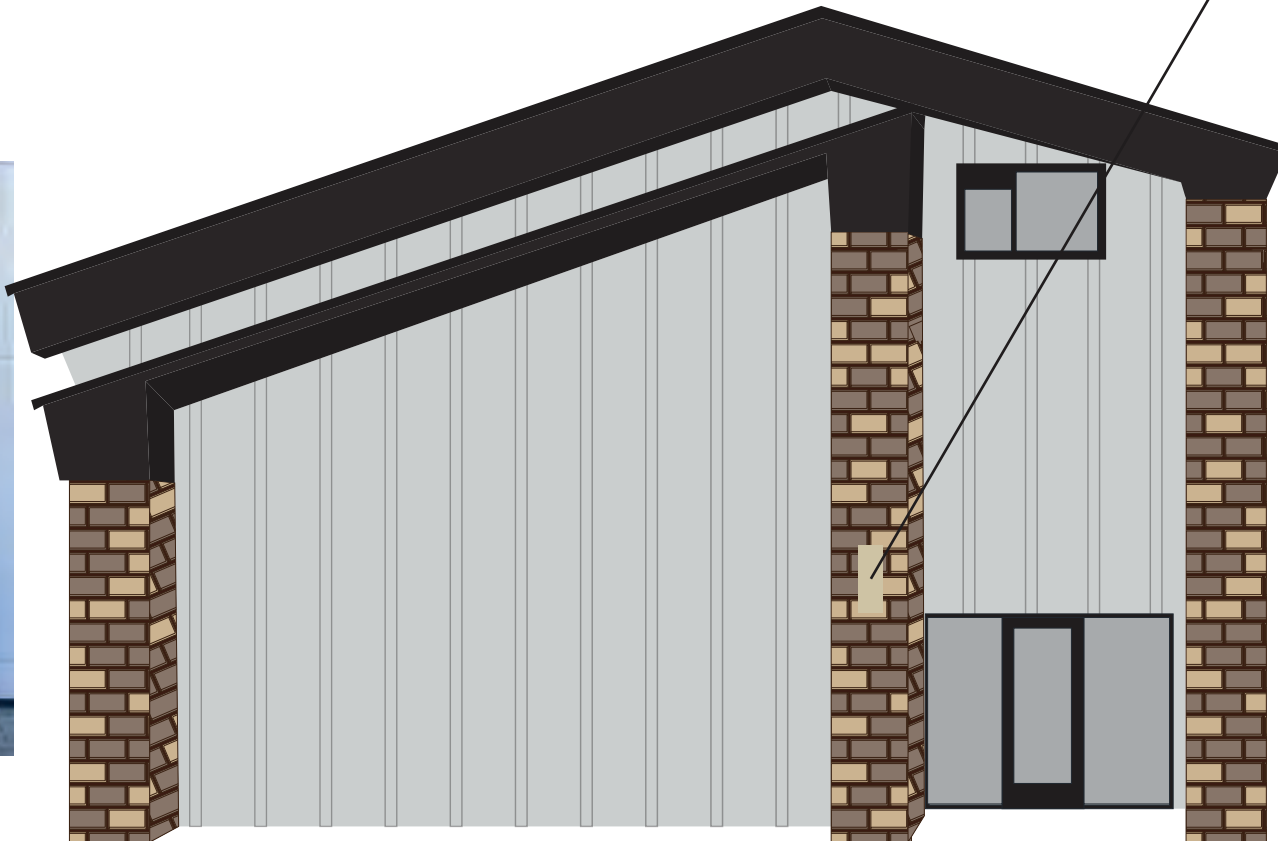
2" BEETLE KILL PINE WITH
NATURAL FINISH STAIN.

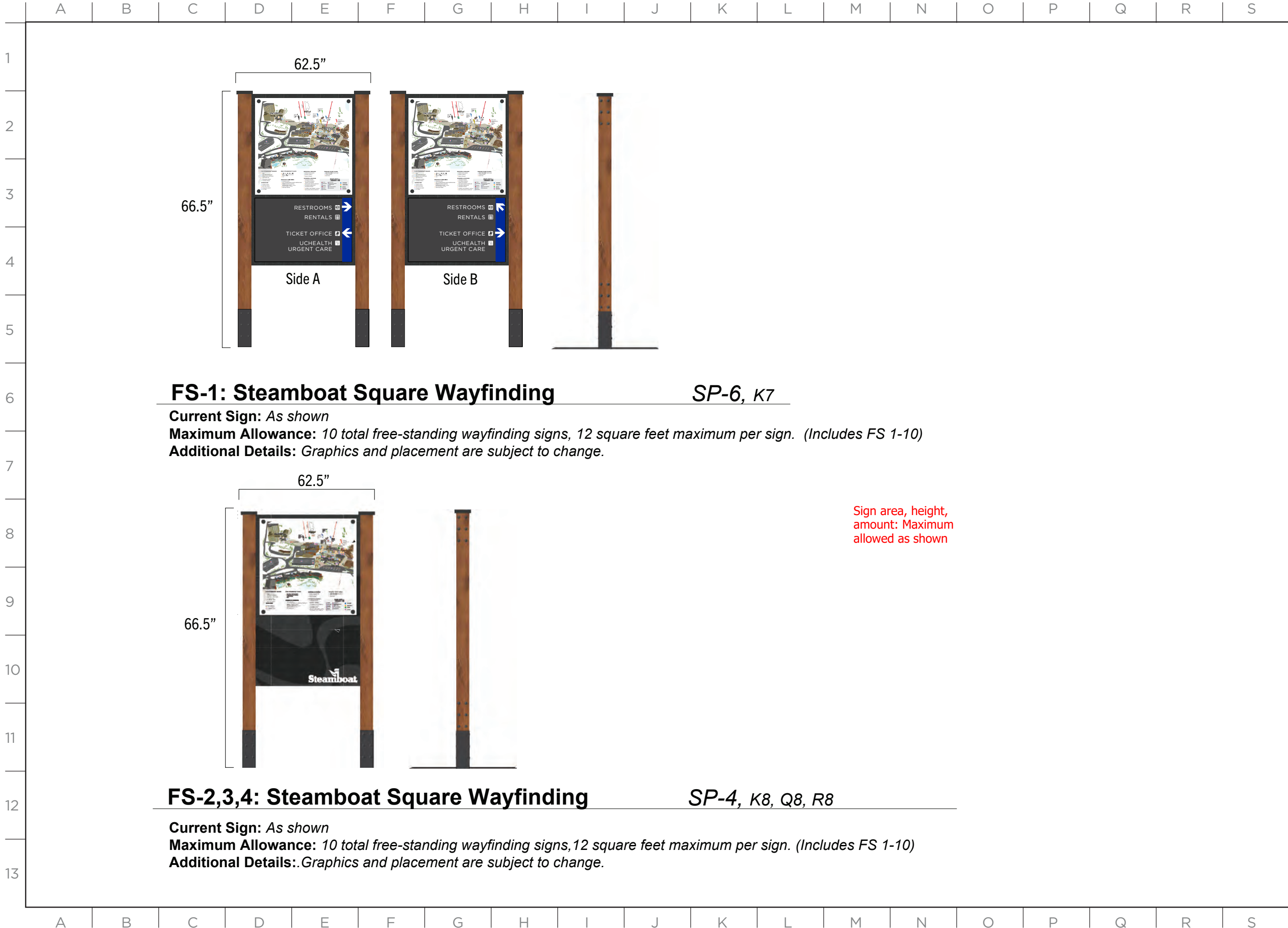
1/2" DIMENSIONAL ACRYLIC
LOGO.


MOUNTED TO WALL USING
TAPCON CONCRETE ANCHORS.



Represents scale of maximum sign area







2305 Mt. Werner Circle
Steamboat Springs, CO 80487
(970) 817-5636

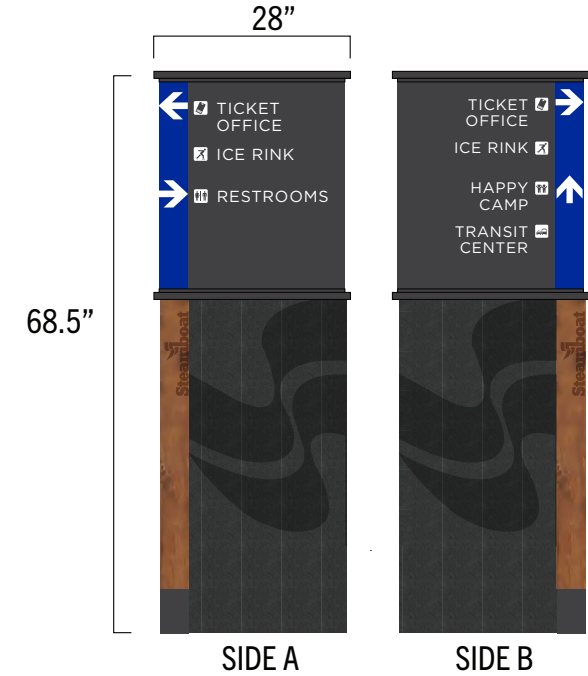
MASTER SIGN PLAN

ISSUE DATE: 03/19/2025

DRAWN: CA REVIEWED: _____

MASTER SIGN PLAN
SPECIFICATION DRAWINGS

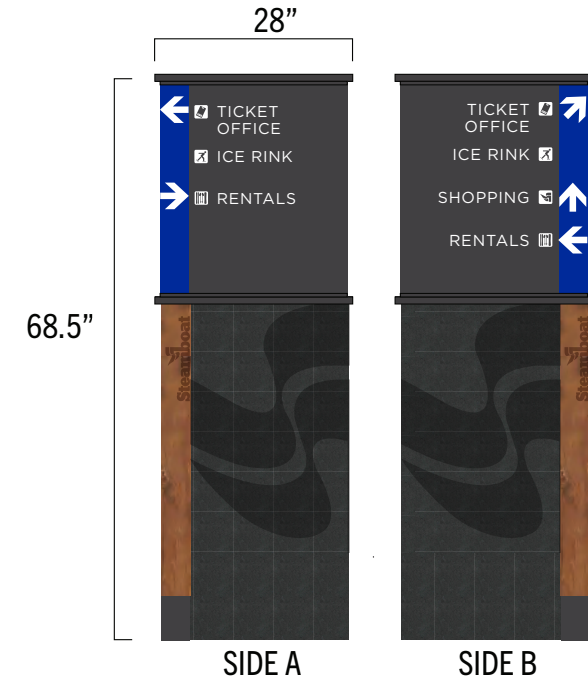
SHEET NUMBER
D-71



FS-5: Steamboat Square Wayfinding

SP-5, M10

Current Sign: *As shown*
Maximum Allowance: *10 total free-standing wayfinding signs , 12 square feet maximum per sign. (Includes FS 1-10)*
Additional Details: *.Graphics and placement are subject to change.*



FS-6: Steamboat Square Wayfinding

SP-5, K12

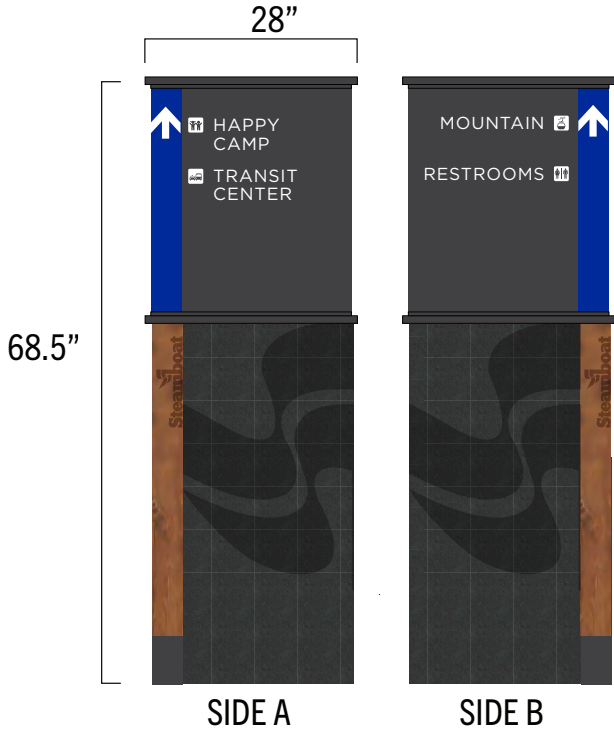
Current Sign: *As shown*
Maximum Allowance: *10 total free-standing wayfinding signs, 12 square feet maximum per sign. (Includes FS 1-10)*
Additional Details: *.Graphics and placement are subject to change.*

ISSUE DATE: 03/19/2025

DRAWN: CA REVIEWED:

MASTER SIGN PLAN
SPECIFICATION DRAWINGS





FS-9: Steamboat Square Wayfinding

SP-4, N7

Current Sign: *As shown*
Maximum Allowance: *10 total free-standing wayfinding signs, 12 square feet maximum per sign. (Includes FS 1-10)*
Additional Details: *Graphics and placement are subject to change.*




FS-10: Steamboat Square Wayfinding

SP-6, P9

Current Sign: *As shown*
Maximum Allowance: *10 total free-standing wayfinding signs, 12 square feet maximum per sign. (Includes FS 1-10)*
Additional Details: *Graphics and placement are subject to change.*

97.5"



ISSUE DATE: 03/19/2025

DRAWN: CA REVIEWED: _____

MASTER SIGN PLAN
SPECIFICATION DRAWINGS

SHEET NUMBER

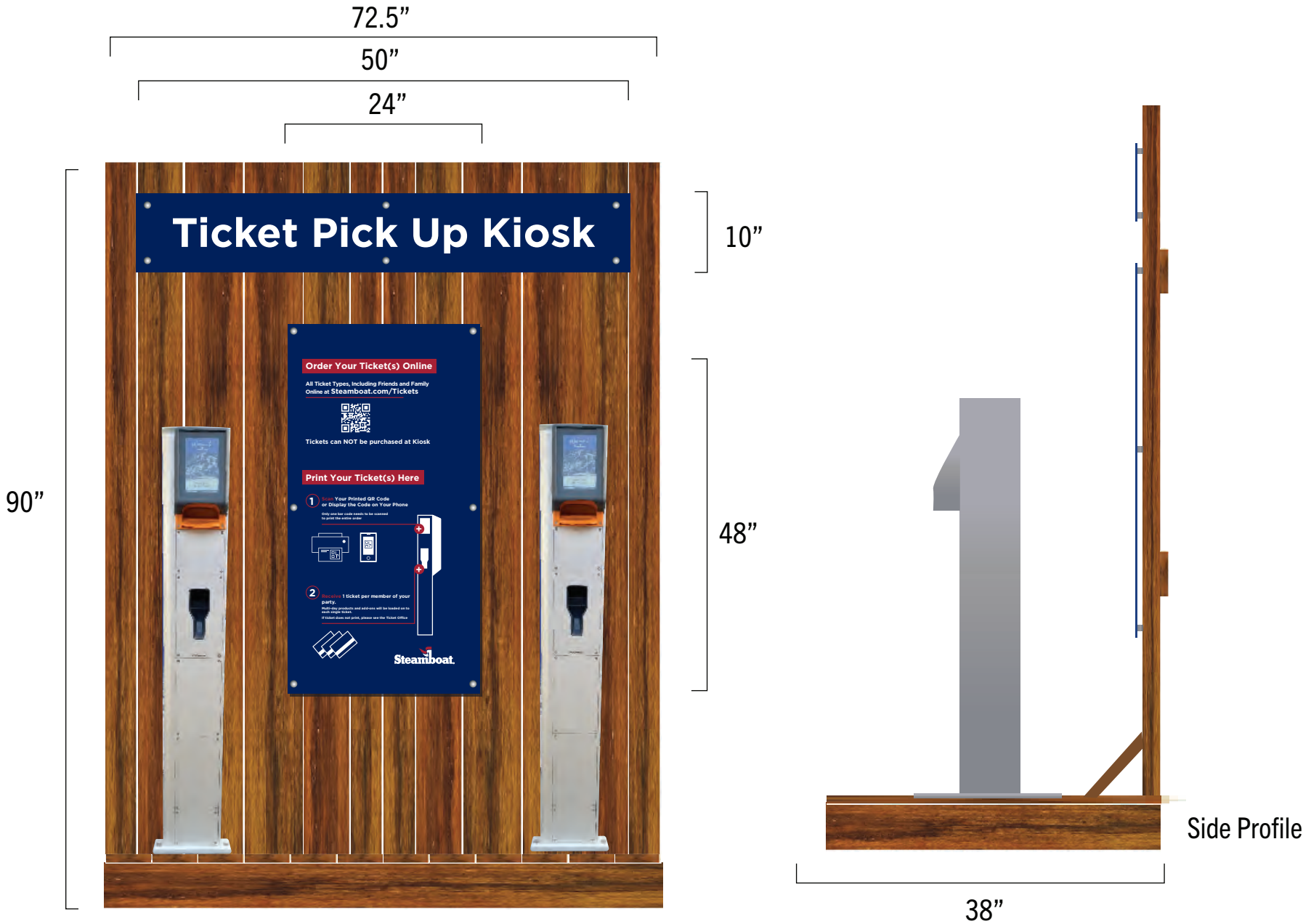
D-74

SPECIFICATIONS

BEETLE KILL PINE WOOD CONSTRUCTION WITH DARK OAK STAIN.

TICKET KIOSKS MOUNTED TO WOOD PLATFORM.

GRAPHICS MADE UP OF PRINTED VINYL GRAPHICS ON 3MM ALUMINUM COMPOSITE. SIGNS ARE MOUNTED TO WOOD STRUCTURE THROUGH THE USE OF 1" STANDOFFS



FS-11 & 12: Ticket Pickup Kiosk - Double Version

SP-4, J11 & R3

Current Sign: As Shown

Maximum Allowance: 5 free-standing kiosks with signage (Includes 2 existing and 3 future structures)

Additional Details:..Graphics and placement are subject to change.

ISSUE DATE: 03/19/2025

DRAWN: CA REVIEWED: _____

MASTER SIGN PLAN
SPECIFICATION DRAWINGS

SHEET NUMBER

D-75



FS-13: Ticket Pickup Kiosk: Triple Version

SP-6, L6

Current Sign: As Shown
Maximum Allowance: 3 free-standing kiosks with signage (Includes 1 existing and 2 future structures)
Additional Details: Graphics and placement are subject to change.

ISSUE DATE: 03/19/2025

DRAWN: CA REVIEWED:

MASTER SIGN PLAN
SPECIFICATION DRAWINGS

MASTER SIGN PLAN

SPECIFICATIONS

PRINTED SELF-ADHESIVE VINYL GRAPHICS ON TRANSLUCENT ACRLYIC.

ACRYLIC IS BACKLIT BY LIGHT FIXTURE.

ISSUE DATE: 03/19/2025

DRAWN: CA REVIEWED:

MASTER SIGN PLAN
SPECIFICATION DRAWINGS

SHEET NUMBER

D-77



4 Logos per fixture



FS-14 through FS-21: Timber & Torch Lights SP-4, Q6

Current Signs: As Shown
Maximum Allowance: 4 ft² per fixture, 8 total fixtures
Additional Details: Graphics and placement are subject to change.

11"

11"



2305 Mt. Werner Circle
Steamboat Springs, CO 80487
(970) 817-5636

MASTER SIGN PLAN

ISSUE DATE: 03/19/2025

DRAWN: CA REVIEWED:

MASTER SIGN PLAN
SPECIFICATION DRAWINGS


SHEET NUMBER
D-78

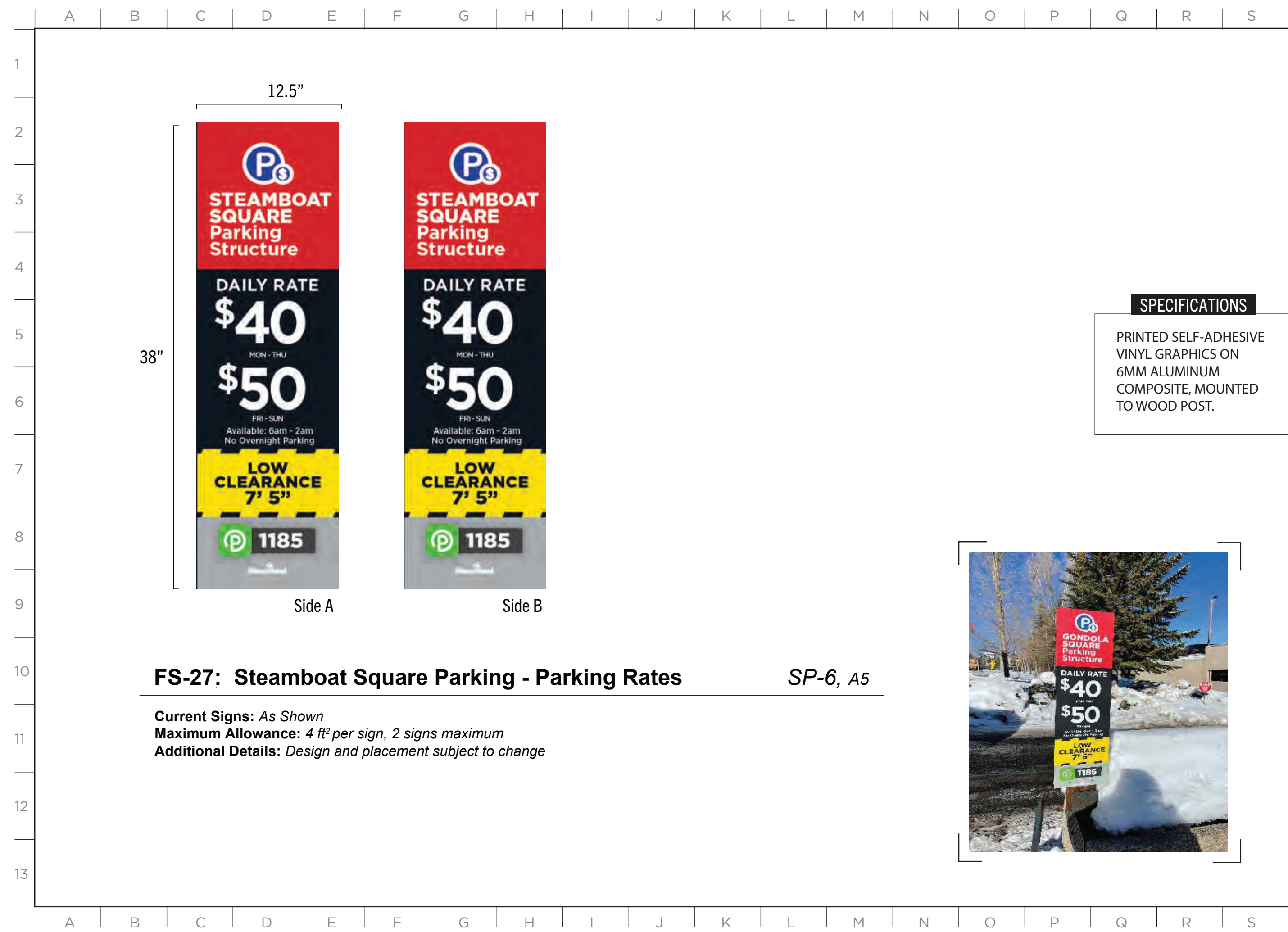
MASTER SIGN PLAN


ISSUE DATE: 03/19/2025

DRAWN: CA REVIEWED: _____

MASTER SIGN PLAN
SPECIFICATION DRAWINGS







2305 Mt. Werner Circle
Steamboat Springs, CO 80487
(970) 817-5636

MASTER SIGN PLAN

ISSUE DATE: 03/19/2025

DRAWN: CA REVIEWED: _____

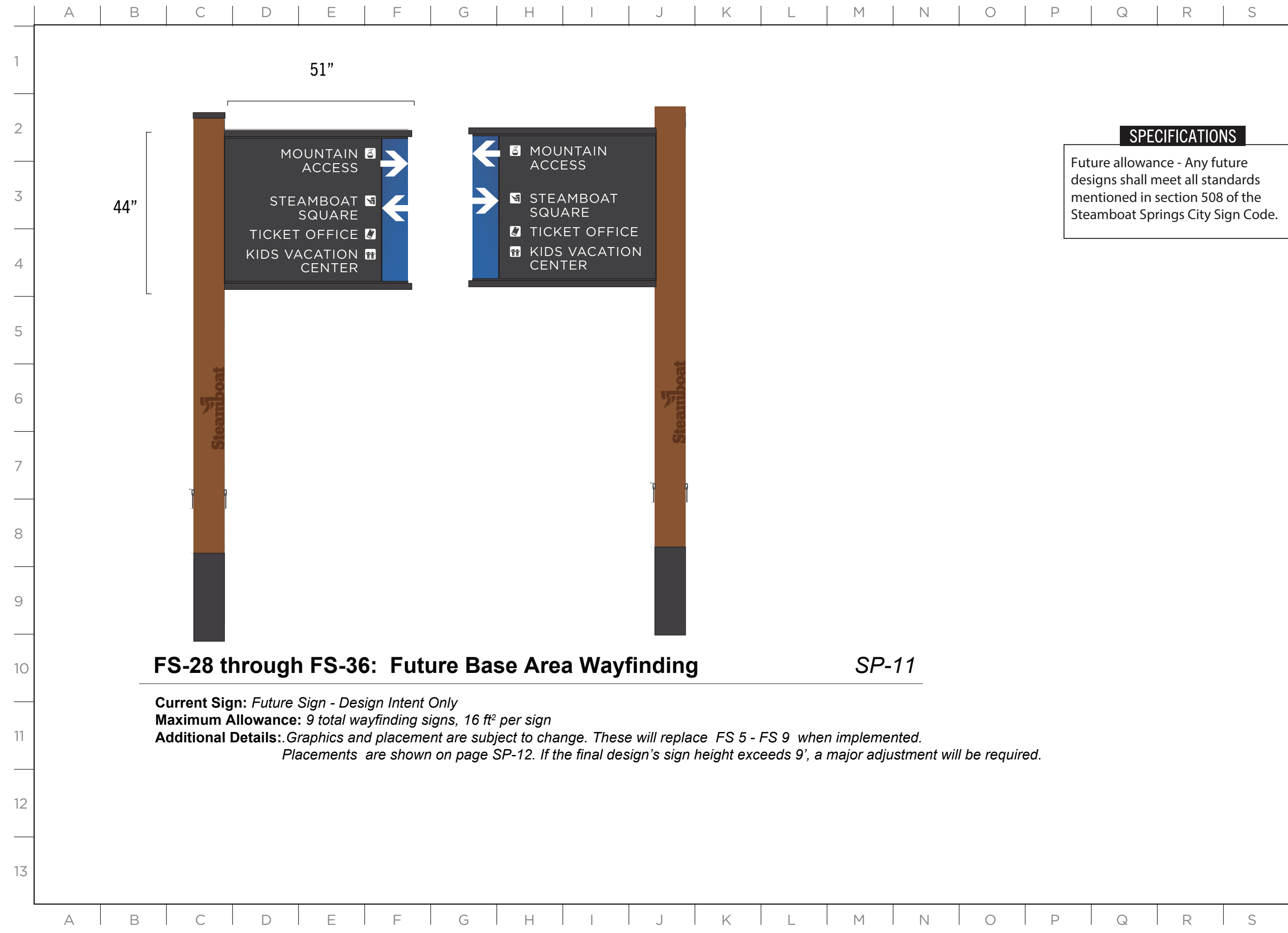
MASTER SIGN PLAN
SPECIFICATION DRAWINGS

SHEET NUMBER
D-80

SPECIFICATIONS


PRINTED SELF-ADHESIVE VINYL GRAPHICS ON 6MM ALUMINUM COMPOSITE, MOUNTED TO WOOD POST.





FS-28 through FS-36: Future Base Area Wayfinding *SP-11*

Current Sign: *Future Sign - Design Intent Only*
Maximum Allowance: *9 total wayfinding signs, 16 ft² per sign*
Additional Details: *Graphics and placement are subject to change. These will replace FS 5 - FS 9 when implemented. Placements are shown on page SP-12. If the final design's sign height exceeds 9', a major adjustment will be required.*



2305 Mt. Werner Circle
Steamboat Springs, CO 80487
(970) 817-5636

SPECIFICATIONS

Future allowance - Any future designs shall meet all standards mentioned in section 508 of the Steamboat Springs City Sign Code.

MASTER SIGN PLAN

ISSUE DATE: 03/19/2025

DRAWN: CA REVIEWED:

**MASTER SIGN PLAN
SPECIFICATION DRAWINGS**

SHEET NUMBER

D-81



SPECIFICATIONS

3mm aluminum composite with printed vinyl graphics. Mounted to a wood structure with spacers and mechanical fasteners.



FS-37: Partnership Board

SP2, 03


Current Sign: As shown
Maximum Allowance: 30 ft²
Additional Details:..Graphics and placement are subject to change.

This sign not approved without an approved adjustment.

SPECIFICATIONS

4X6 TIMBER CONSTRUCTION, DARK OAK STAINED.

INSERTS ARE PRINTED SELF-ADHESIVE VINYL GRAPHICS ON 3MM ALUMINUM COMPOSITE.



24"

36"

Side A

Side B

P-1 through P-12: Steamboat Square Logo Tower: Wood Slide Ins

Multiple SP locations

Current Signs: N/A
Maximum Allowance: 6 ft² per sign, double-sided, 12 total sign frames
Additional Details: Graphic inserts are subject to change. Graphics are temporary in nature and communicate short term information to guests. Placement locations vary.
Portable signs will comply with CDC Section 509.I at all times.


ISSUE DATE: 03/19/2025

DRAWN: CA REVIEWED:

MASTER SIGN PLAN
SPECIFICATION DRAWINGS

SHEET NUMBER

D-83



SPECIFICATIONS

WOOD CONSTRUCTED
A-FRAME. STAINED WITH
DARK OAK STAIN.

3MM ALUMINUM COMPOS-
ITE PANELS WITH VINYL
GRAPHICS APPLIED TO
SIDES A & B.

P-13 through P-24: Wood A-Frames: Small

Multiple SP Locations

Current Signs: N/A
Maximum Allowance: 2.25 ft² per sign, double-sided, 12 total sign frames
Additional Details: Graphic inserts are subject to change. Graphics are temporary in nature and communicate short term information to guests. Placement locations vary.
Portable signs will comply with CDC Section 509.I at all times.

SPECIFICATIONS

WOOD CONSTRUCTED
A-FRAME. STAINED WITH DARK
OAK STAIN.

3MM ALUMINUM COMPOSITE
PANELS WITH VINYL GRAPHICS
APPLIED TO SIDES A & B.

MASTER SIGN PLAN

ISSUE DATE: 03/19/2025

DRAWN: CA REVIEWED:

MASTER SIGN PLAN
SPECIFICATION DRAWINGS

SHEET NUMBER


D-85

P-25 through P-32: Wood A-Frames: Large

Multiple SP Locations

Current Signs: N/An
Maximum Allowance: 6 ft² per sign, double-sided, 8 total sign frames
Additional Details: Graphic inserts are subject to change. Graphics are temporary in nature and communicate short term information to guests. Placement locations vary.

Portable signs will comply with CDC Section 509.I at all times.



SPECIFICATIONS


ANGLE IRON A-FRAME.
POWDER COATED BLACK

3MM ALUMINUM COMPOSITE
PANELS WITH VINYL GRAPHICS
APPLIED TO SIDES A & B.

P-33 through P-44: Angle Iron A-Frames: Large

Multiple SP Locations

Current Signs: N/A
Maximum Allowance: 6 ft² per sign, double-sided, 12 total sign frames
Additional Details: Graphic inserts are subject to change. Graphics are temporary in nature and communicate short term information to guests. Placement locations vary.
Portable signs will comply with CDC Section 509.I at all times.



2305 Mt. Werner Circle
Steamboat Springs, CO 80487
(970) 817-5636

MASTER SIGN PLAN

ISSUE DATE: 03/19/2025

DRAWN: CA REVIEWED:

MASTER SIGN PLAN
SPECIFICATION DRAWINGS

SHEET NUMBER
D-86

P-45 through P-51: Wagon Wheel Signs

Current Signs: *N/An*
Maximum Allowance: *4 ft² per sign, double-sided, 6 total sign frames*
Additional Details: *Graphic inserts are subject to change. Graphics are temporary in nature and communicate short term information to guests. Placement locations vary.*


Portable signs will comply with CDC Section 509.I at all times.

Multiple SP locations

SPECIFICATIONS

PRINTED, SELF-ADHESIVE, VINYL GRAPHICS ON 3MM ALUMINUM COMPOSITE INSERT.

STAND CONSISTS OF 8" TIMBER, STAINED DARK OAK. STEEL CIRCLE FOR SIGN FACE INSERT AND STEEL BASE FOR STABILITY.



MASTER SIGN PLAN

SPECIFICATIONS

PRINTED SELF-ADHESIVE VINYL
GRAPHICS ON 6MM ALUMINUM
COMPOSITE.

MOUNTED TO WOOD
STRUCTURE THAT IS STAINED
DARK OAK.

P-62 through P-67: Portable Wayfinding

Current Signs: N/A
Maximum Allowance: 24 ft² per sign - 6 signs total
Additional Details: Information displayed will be for event wayfinding and temporary communications. Design and placement subject to change

Portable signs will comply with CDC Section 509.I at all times.

Graphics TBD. Information displayed will be for event wayfinding and will be subject to change based on season and event.
Location of signs is based on current message and is subject to change.

ISSUE DATE: 03/19/2025

DRAWN: CA REVIEWED:

MASTER SIGN PLAN
SPECIFICATION DRAWINGS

SHEET NUMBER

D-88

MASTER SIGN PLAN

SPECIFICATIONS

18oz DOUBLE -SIDED BANNER
MOUNTED TO POLE BANNER
BRACKET SYSTEM



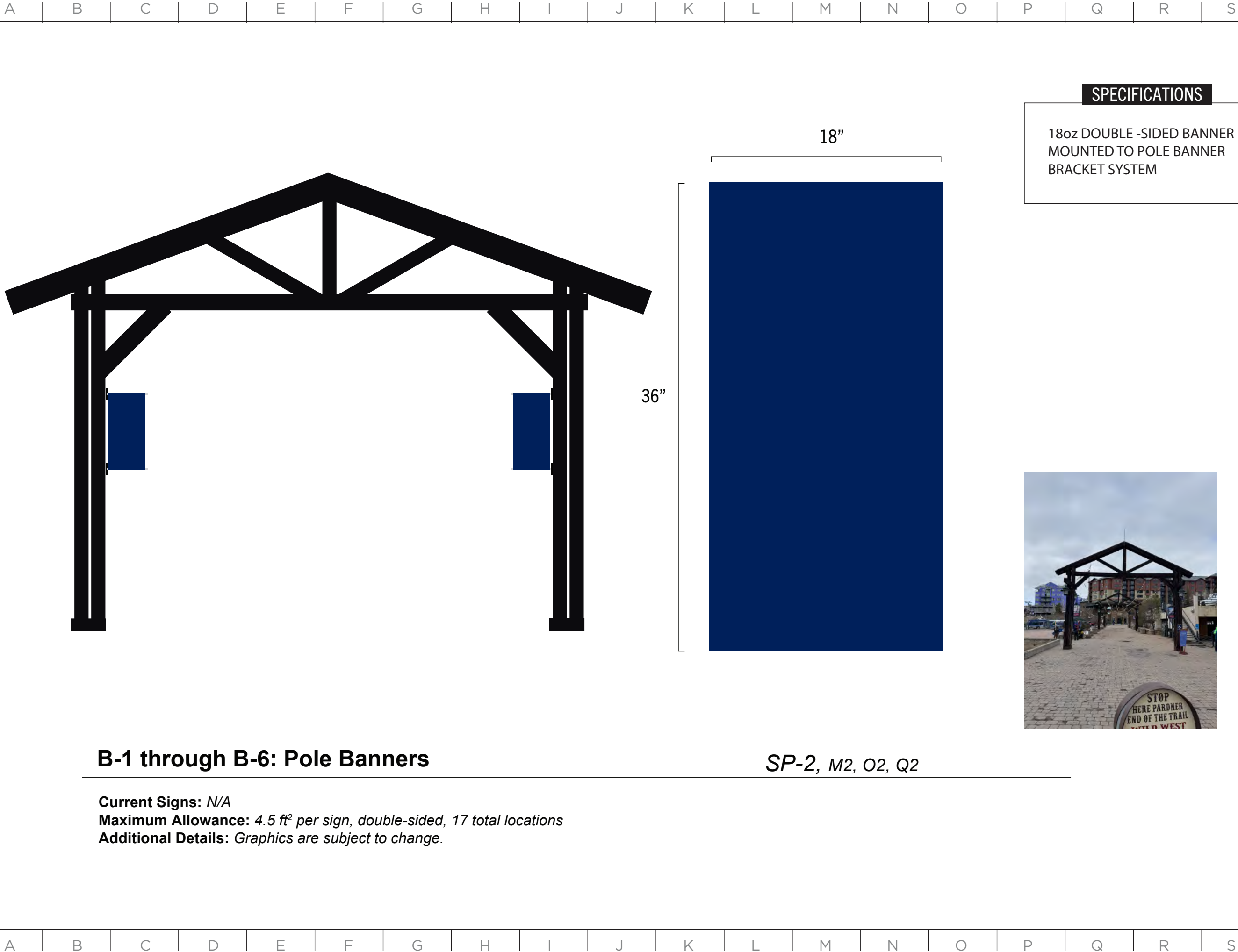
ISSUE DATE: 03/19/2025

DRAWN: CA REVIEWED: _____

MASTER SIGN PLAN
SPECIFICATION DRAWINGS

SHEET NUMBER

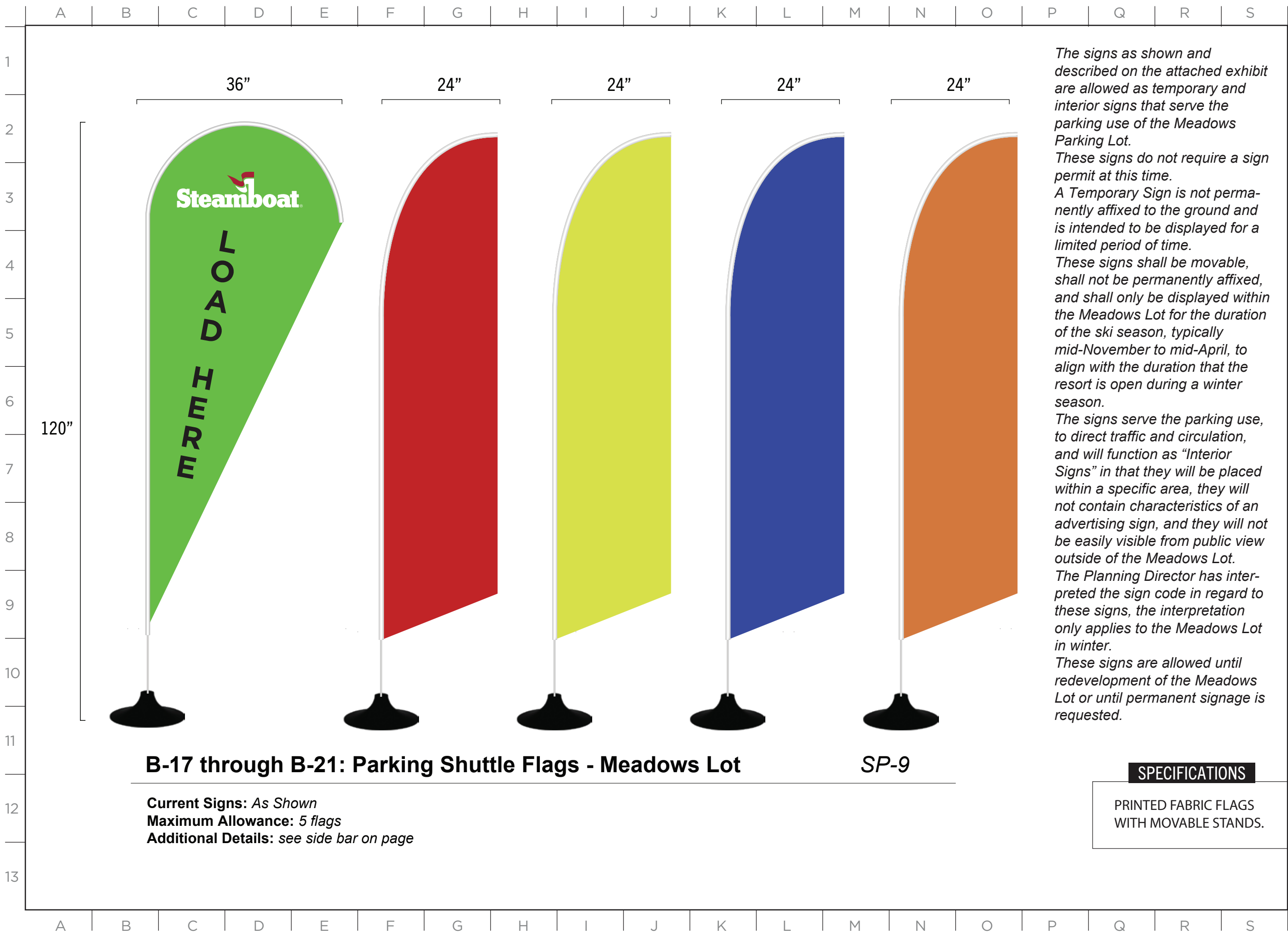
D-89



B-1 through B-6: Pole Banners

SP-2, M2, O2, Q2

Current Signs: *N/A*
Maximum Allowance: *4.5 ft² per sign, double-sided, 17 total locations*
Additional Details: *Graphics are subject to change.*



The signs as shown and described on the attached exhibit are allowed as temporary and interior signs that serve the parking use of the Meadows Parking Lot.

These signs do not require a sign permit at this time.

A Temporary Sign is not permanently affixed to the ground and is intended to be displayed for a limited period of time.

These signs shall be movable, shall not be permanently affixed, and shall only be displayed within the Meadows Lot for the duration of the ski season, typically mid-November to mid-April, to align with the duration that the resort is open during a winter season.

The signs serve the parking use, to direct traffic and circulation, and will function as "Interior Signs" in that they will be placed within a specific area, they will not contain characteristics of an advertising sign, and they will not be easily visible from public view outside of the Meadows Lot.

The Planning Director has interpreted the sign code in regard to these signs, the interpretation only applies to the Meadows Lot in winter.

These signs are allowed until redevelopment of the Meadows Lot or until permanent signage is requested.

SPECIFICATIONS

PRINTED FABRIC FLAGS
WITH MOVABLE STANDS.

B-22 through B-31: Parking Cattle Guard Banners - Parking Lots *Multiple SP Locations*

Current Signs: *N/A*

Maximum Allowance: *20 ft² per banner , 10 banners maximum on portable cattle guards*

Additional Details: *To be used solely for parking and security communications that are temporary and need to be portable. ONLY TO BE USED ON SSRC PROPERTY. NO RIGHT-OF-WAY PLACEMENT ALLOWED.*

SPECIFICATIONS

PRINTED 13oz BANNER

TEMPORARILY PLACED EACH DAY FOR PARKING REGULATION COMMUNICATION AND ENFORCEMENT

ISSUE DATE: 03/19/2025

DRAWN: CA REVIEWED:

MASTER SIGN PLAN
SPECIFICATION DRAWINGS

SHEET NUMBER

D-91

	A	B	C	D	E	F	G	H	I	J	K	L	M	N	O	P	Q	R	S	
1				24"																
2																				
3																				
4																				
5																				
6	72"																			
7																				
8																				
9																				
10																				
11	*FF-1: 505 SW Salsa Jar										SP-4, Q6									
12	Current Signs: As Shown																			
	Maximum Allowance: 5 total free-form signs																			
	Additional Details: Graphics and placement subject to change.																			
13	*Incesased allowance approved through Major Adjustment.																			



*FF-1: 505 SW Salsa Jar

SP-4, Q6

Current Signs: As Shown
Maximum Allowance: 5 total free-form signs
Additional Details: Graphics and placement subject to change.

*Incesased allowance approved through Major Adjustment.

SPECIFICATIONS

CARVED HIGH-DENSITY
URETHANE FOAM. PAINTED
WITH CUSTOM GRAPHICS.

ISSUE DATE: _____

DRAWN: CA _____ REVIEWED: _____

MASTER SIGN PLAN
SPECIFICATION DRAWINGS

SPECIFICATIONS

PRINTED SELF-ADHESIVE
VINYL GRAPHICS ON
GONDOLA CABIN



*FF-2: Jack Daniels Gondola Cabin

SP-4, P5

Current Signs: As Shown
Maximum Allowance: 5 total free-form signs
Additional Details: Graphics and placement subject to change.

*Incesased allowance approved through Major Adjustment.



ISSUE DATE: 03/19/2025


DRAWN: CA REVIEWED:

MASTER SIGN PLAN
SPECIFICATION DRAWINGS

SHEET NUMBER

D-93

MASTER SIGN PLAN



SPECIFICATIONS

8" DEEP
NON-ILLUMINATED
CHANNEL LETTERS.
MOUNTED AS
FREESTANDING
LETTERS

***FF-3: SNOW Letters** *SP-5, J1*

Current Signs: *As Shown*
Maximum Allowance: *5 total free-form signs*
Additional Details: *Graphics and placement subject to change.*




**Incesased allowance approved through Major Adjustment.*

ISSUE DATE: 03/19/2025

DRAWN: CA REVIEWED:

MASTER SIGN PLAN
SPECIFICATIONS DRAWINGS

	A	B	C	D	E	F	G	H	I	J	K	L	M	N	O	P	Q	R	S	
1	48"																			
2	<div><div>72"</div></div>																			
3																				
4																				
5																				
6																				
7																				
8																				
9																				
10																				
11																				
12	*FF-4: Honey Stinger Gondola Cabin Wrap										<i>SP-4, J11</i>									
	Current Signs: <i>As Shown</i>										<div><div>SPECIFICATIONS</div><div>VINYL GRAPHICS ON GONDOLA CABIN.</div></div>									
	Maximum Allowance: <i>5 total free-form signs</i>																			
	Additional Details: <i>Graphics and placement subject to change.</i>																			
13	<i>*Incesased allowance approved through Major Adjustment.</i>																			
	A	B	C	D	E	F	G	H	I	J	K	L	M	N	O	P	Q	R	S	



2305 Mt. Werner Circle
Steamboat Springs, CO 80487
(970) 817-5636

MASTER SIGN PLAN
Major Adustment Request

ISSUE DATE: 03/19/2025

DRAWN: CA REVIEWED:

MASTER SIGN PLAN
MAJOR ADJUSTMENT REQUEST

SHEET NUMBER
D-95

MASTER SIGN PLAN

Major Adjustment Request

ISSUE DATE: 03/19/2025

DRAWN: CA REVIEWED:

MASTER SIGN PLAN
MAJOR ADJUSTMENT REQUEST

SHEET NUMBER

D-96

50"

96"

*FF-5: Steamboat Bear

SP-7, 110

Current Signs: As Shown
Maximum Allowance: 5 total free-form signs
Additional Details: Graphics and placement subject to change.

SPECIFICATIONS

CARVED HIGH-DENSITY
URETHANE FOAM. PAINTED
WITH CUSTOM GRAPHICS

A B C D E F G H I J K L M N O P Q R S

1
2
3
4
5
6
7
8
9
10
11
12
13

A B C D E F G H I J K L M N O P Q R S

*Incesased allowance approved through Major Adjustment.



16"

96"

D-1 - T&T Grill Menu - Large

SP-4, Q5

Current Signs: As Shown
Maximum Allowance: 12 ft² maximum per sign, 2 total display signs
Additional Details: Graphics and placement are subject to change.



SPECIFICATIONS

PRINTED SELF-ADHESIVE
VINYL GRAPHICS ON 6MM
ALUMINUM COMPOSITE.

16"

54"



SPECIFICATIONS

PRINTED SELF-ADHESIVE VINYL GRAPHICS ON 6MM ALUMINUM COMPOSITE.

D-2 - T&T Grill Menu - Drink

SP-4, Q5

Current Signs: As Shown
Maximum Allowance: 12 ft² maximum per sign, 2 total display signs
Additional Details: Graphics and placement are subject to change.

