



Steamboat

2024 MASTER SIGN PLAN

Steamboat Resort Sign Program

December 12, 2024

1. Preface

A. The Steamboat Resort Sign Program (Program) was prepared in coordination with the City of Steamboat Springs Planning & Community Development.

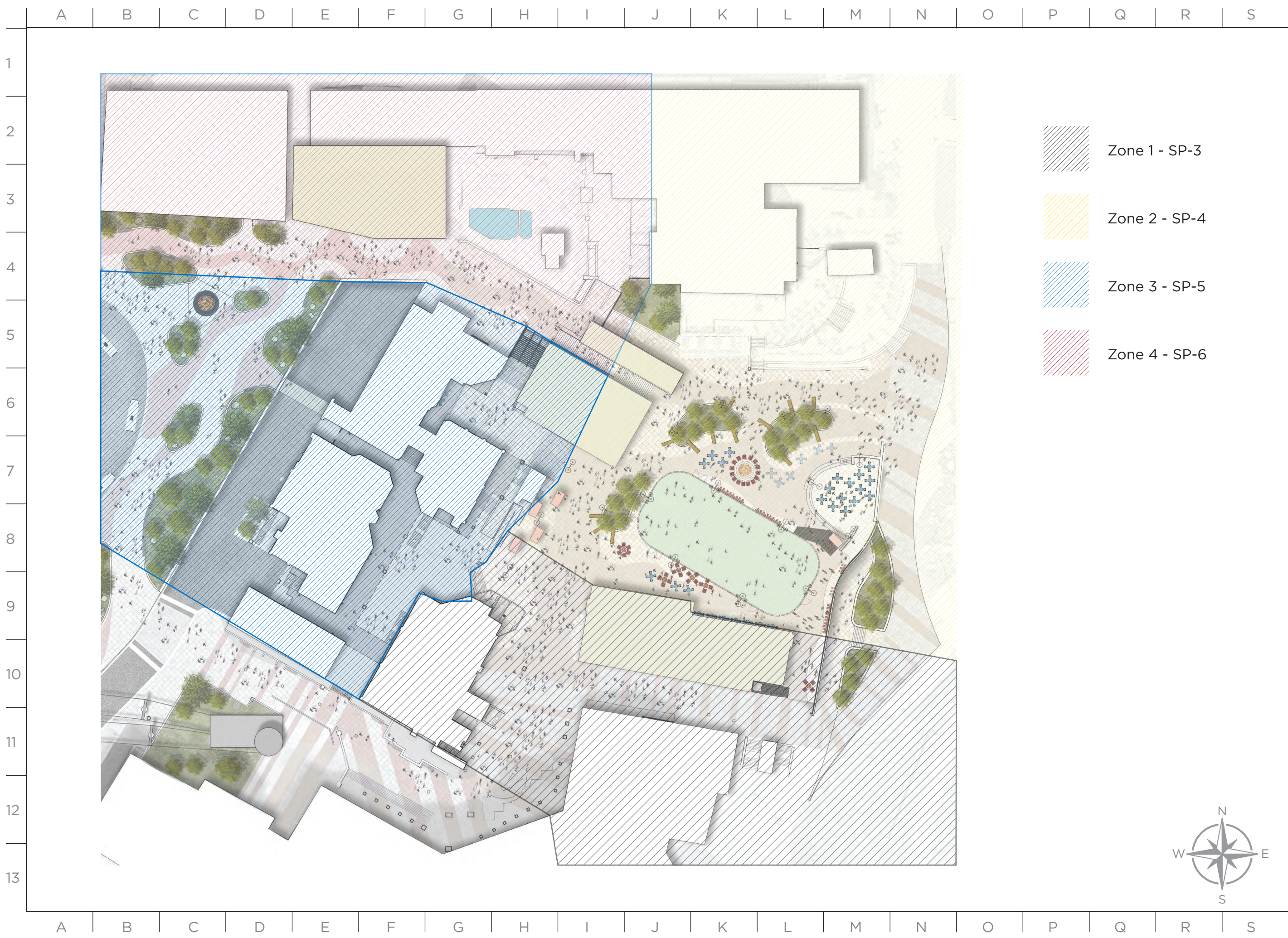
2. On Snow Signage

Any “on snow” signage will be considered interior signage based on definitions as indicated in the Community Development Code. “On snow” is classified as any area past the promenade that is primarily used for recreational purposes.

3. Overflow Lots

Overflow parking lots will be utilized when Upper Knoll and Meadows parking lots have reached their maximum capacity. Overflow lots consist of the Wildhorse/Strings lot, and the UC Health lot. When overflow lots are in use, a maximum of 6 temporary wayfinding signs will be placed along the route to direct our guests to the proper location. These temporary signs will only be in use when the overflow lots are being utilized. The signs will be placed at the time of overflow necessity and be removed that same day, either at the end of the day, or when the overflow capacity is no longer needed.

4. Any proposed signage that is located within the public Right of Way will be required to be approved by the City and obtain an executed revocable license agreement prior to installation.



- Zone 1 - SP-3
- Zone 2 - SP-4
- Zone 3 - SP-5
- Zone 4 - SP-6

MASTER SIGN PLAN

ISSUE DATE: 12/12/2024

DRAWN: CA REVIEWED:

MASTER SIGN PLAN
OVERALL SITE PLAN
STEAMBOAT SQUARE

SHEET NUMBER
SP-1

MASTER SIGN PLAN


ISSUE DATE: 12/12/2024

DRAWN: CA REVIEWED: _____

MASTER SIGN PLAN
TRANSIT CENTER SITE PLAN

SHEET NUMBER

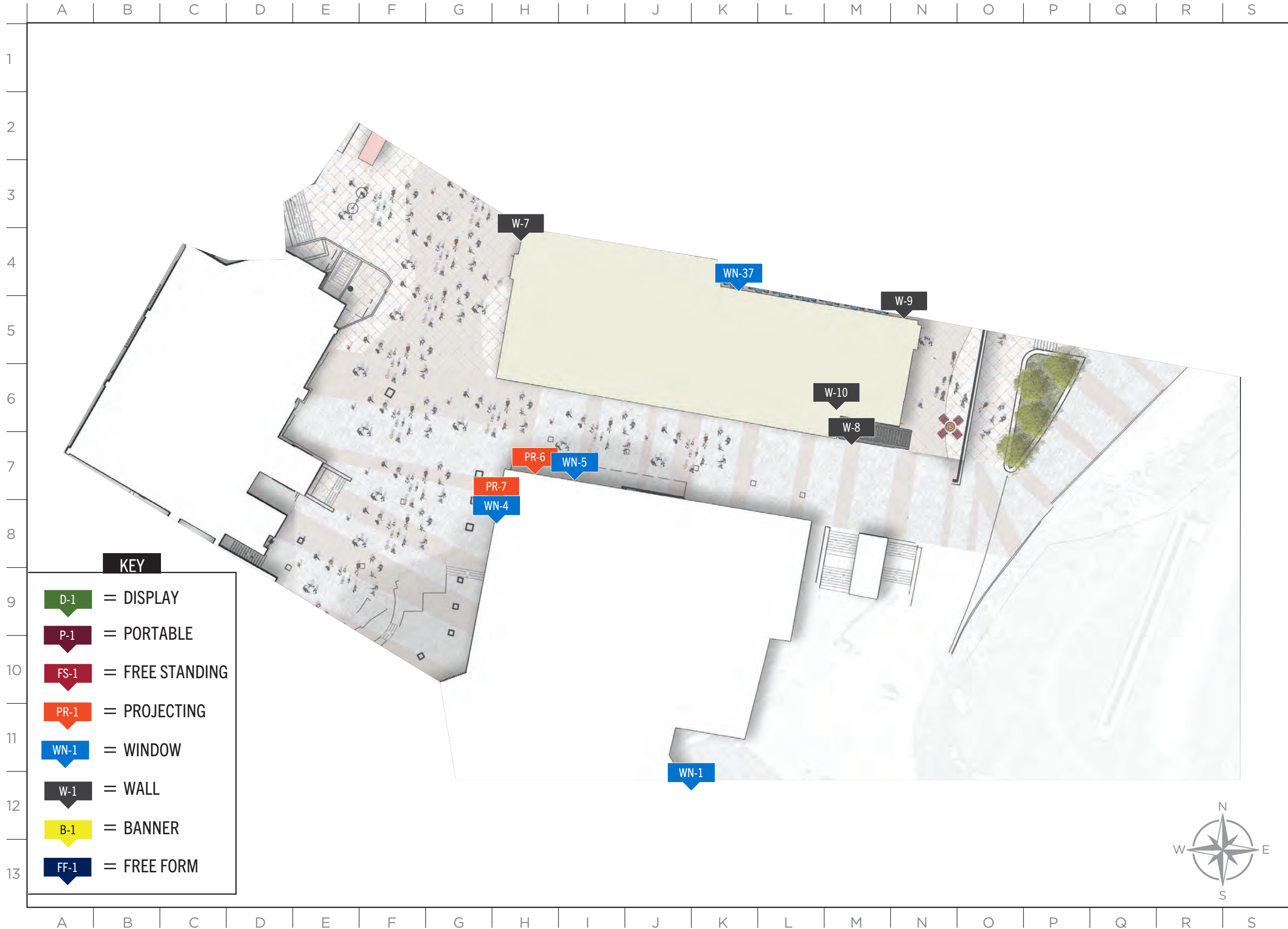
SP-2



Remove from this application, work this out
with a revocable license and by working with
the URA.



MASTER SIGN PLAN

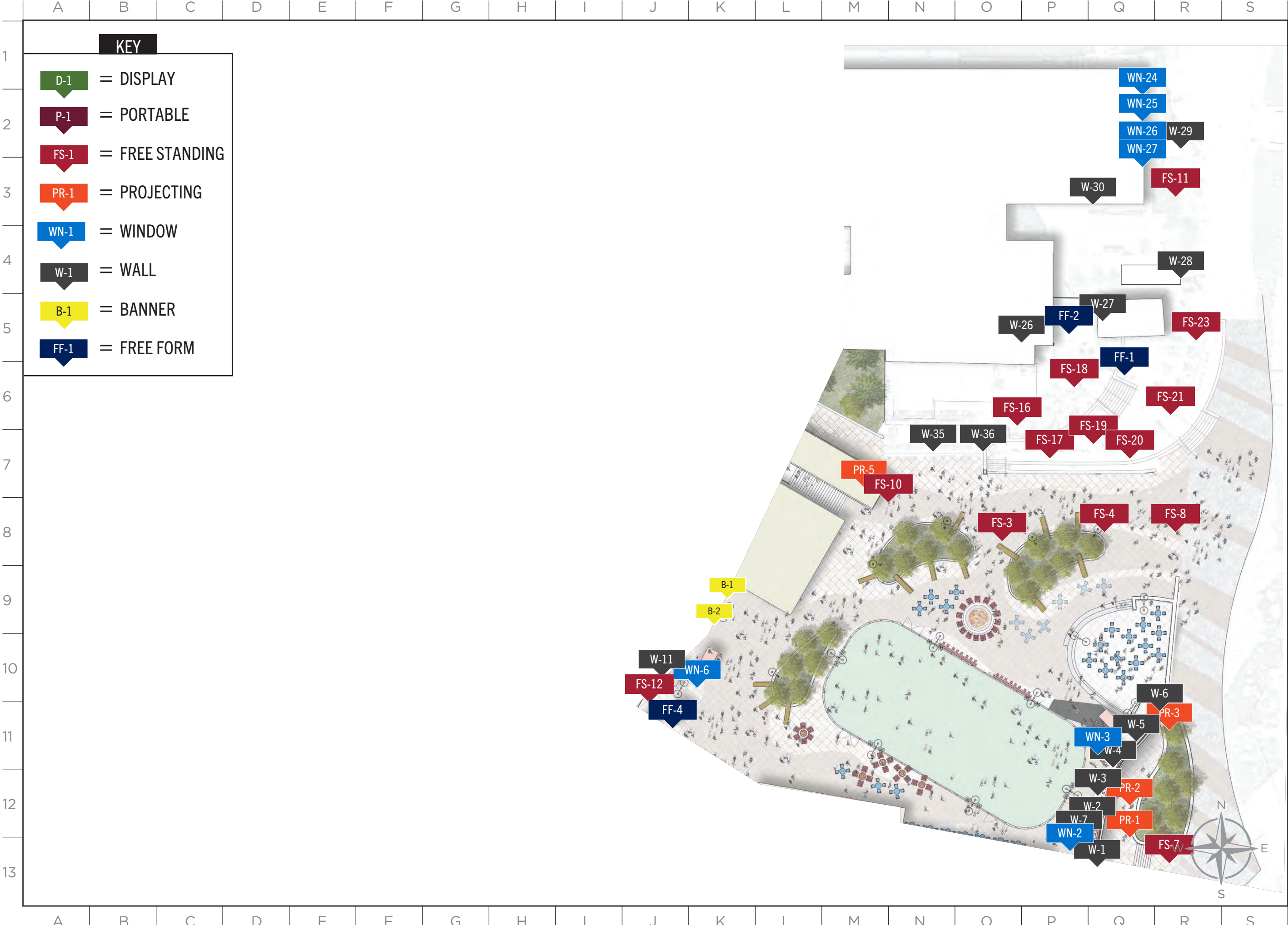


ISSUE DATE: 12/12/2024

DRAWN: CA REVIEWED:

MASTER SIGN PLAN
STEAMBOAT SQUARE
ZONE 1

SHEET NUMBER
SP-3



MASTER SIGN PLAN

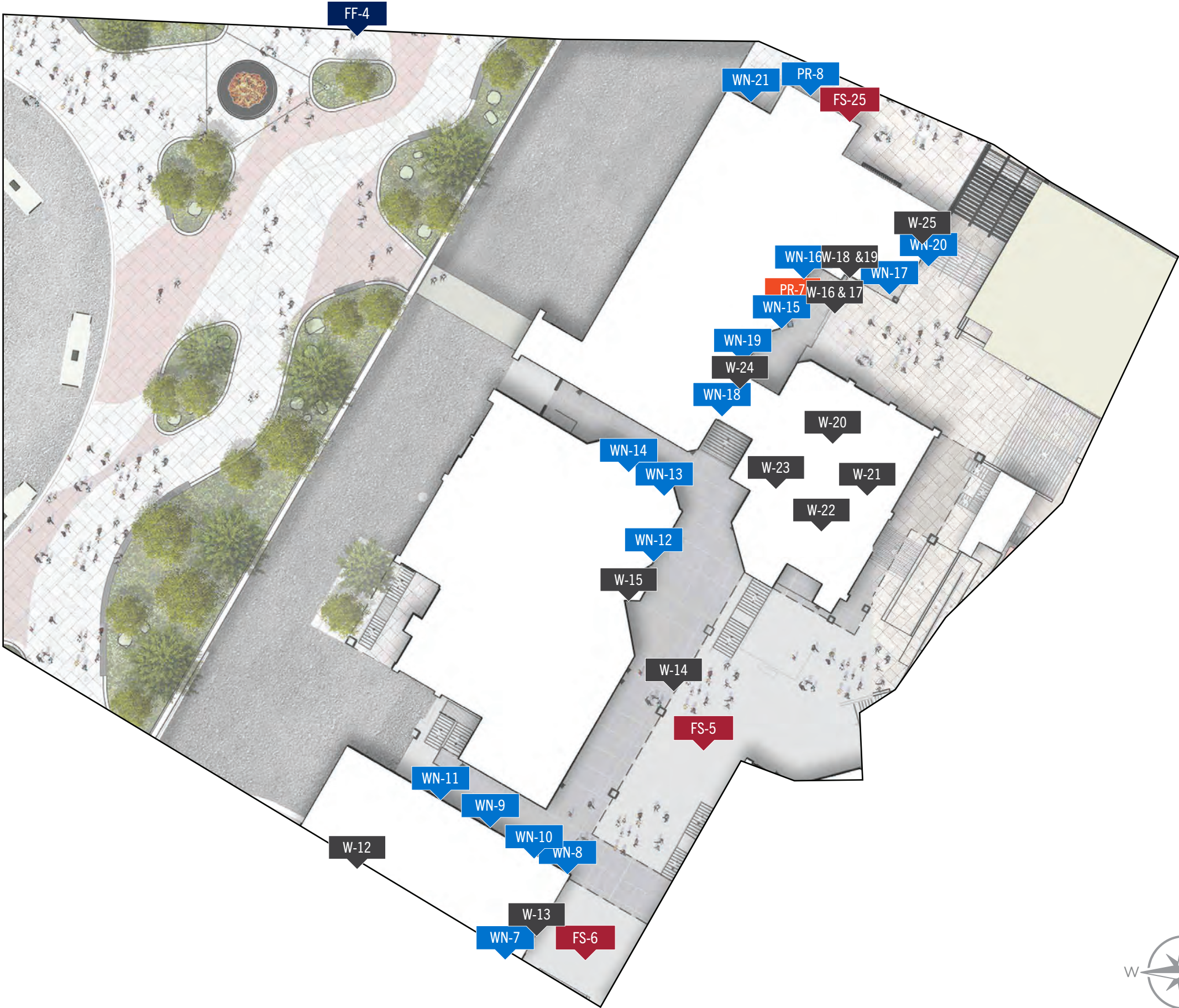
ISSUE DATE: 12/12/2024

DRAWN: CA REVIEWED:

MASTER SIGN PLAN
STEAMBOAT SQUARE
ZONE 2

SHEET NUMBER
SP-4

MASTER SIGN PLAN



KEY

- D-1 = DISPLAY
- P-1 = PORTABLE
- FS-1 = FREE STANDING
- PR-1 = PROJECTING
- WN-1 = WINDOW
- W-1 = WALL
- B-1 = BANNER
- FF-1 = FREE FORM

ISSUE DATE: 12/12/2024

DRAWN: CA REVIEWED:

MASTER SIGN PLAN
STEAMBOAT SQUARE
ZONE 3

SHEET NUMBER

SP-5

MASTER SIGN PLAN

ISSUE DATE: 12/12/2024

DRAWN: CA REVIEWED: _____

MASTER SIGN PLAN
STEAMBOAT SQUARE
ZONE 4

SHEET NUMBER

SP-6






MASTER SIGN PLAN

ISSUE DATE: 12/12/2024

DRAWN: CA REVIEWED:

MASTER SIGN PLAN
TORIAN SITE PLAN

SHEET NUMBER
SP-7



MASTER SIGN PLAN

ISSUE DATE: 12/12/2024

DRAWN: CA REVIEWED:

MASTER SIGN PLAN
SKI VILLAGE & GRAND
PARKING STRUCTURE SITE MAP

SHEET NUMBER
SP-8

MASTER SIGN PLAN

ISSUE DATE: 12/12/2024

DRAWN: CA REVIEWED: _____

MASTER SIGN PLAN
MEADOWS PARKING
SITE PLAN

SHEET NUMBER
SP-9



KEY

D-1

= DISPLAY

P-1

= PORTABLE

FS-1

= FREE STANDING

PR-1

= PROJECTING

WN-1

= WINDOW

W-1

= WALL

B-1

= BANNER

FF-1

= FREE FORM

MASTER SIGN PLAN

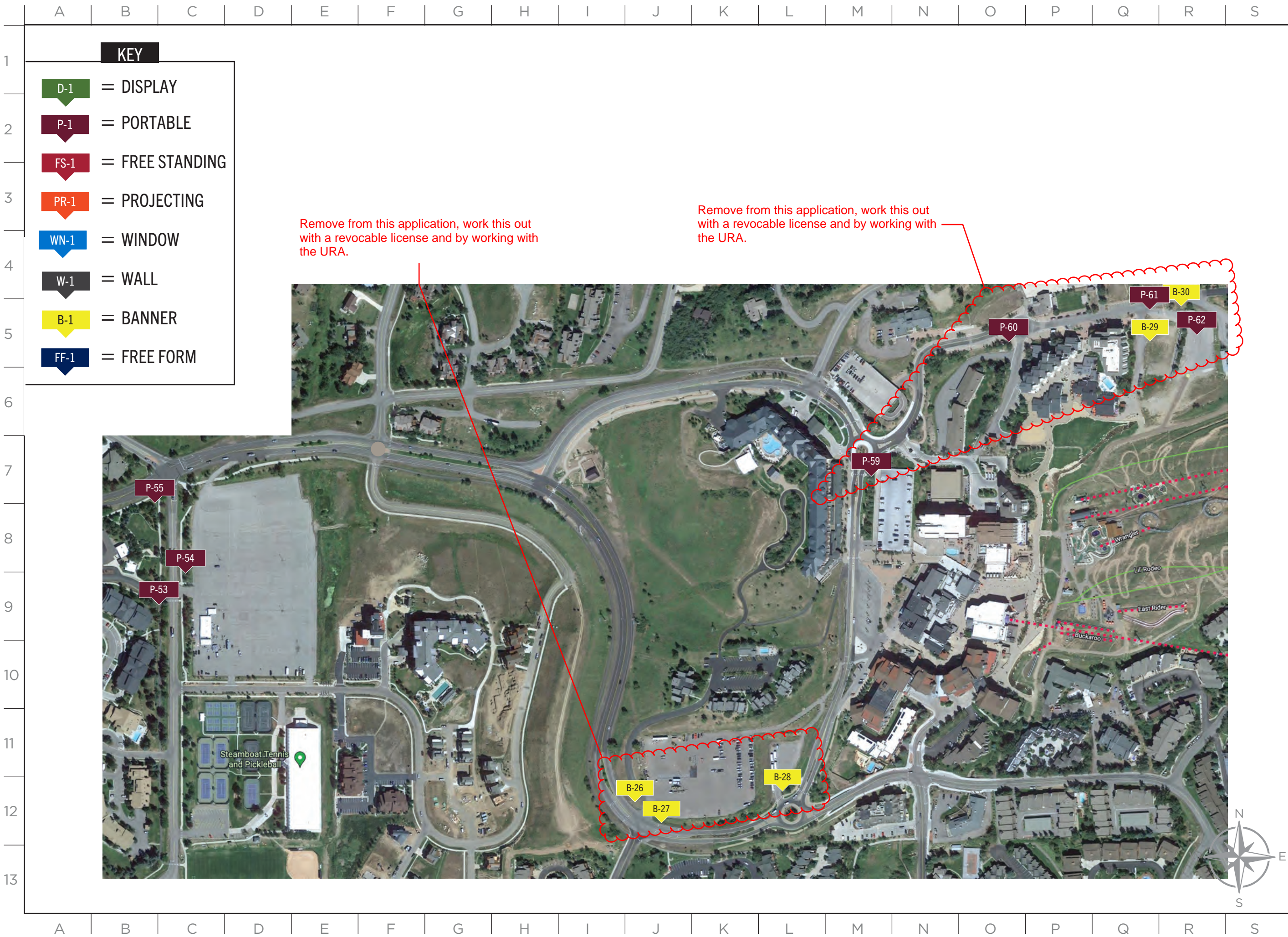
ISSUE DATE: 12/12/2024

DRAWN: CA REVIEWED:

MASTER SIGN PLAN
PARKING SITE PLAN

SHEET NUMBER

SP-10




MASTER SIGN PLAN

ISSUE DATE: 12/12/2024

DRAWN: CA REVIEWED: _____

MASTER SIGN PLAN
FUTURE SIGN PLACEMENT

SHEET NUMBER
SP-11



MASTER SIGN PLAN

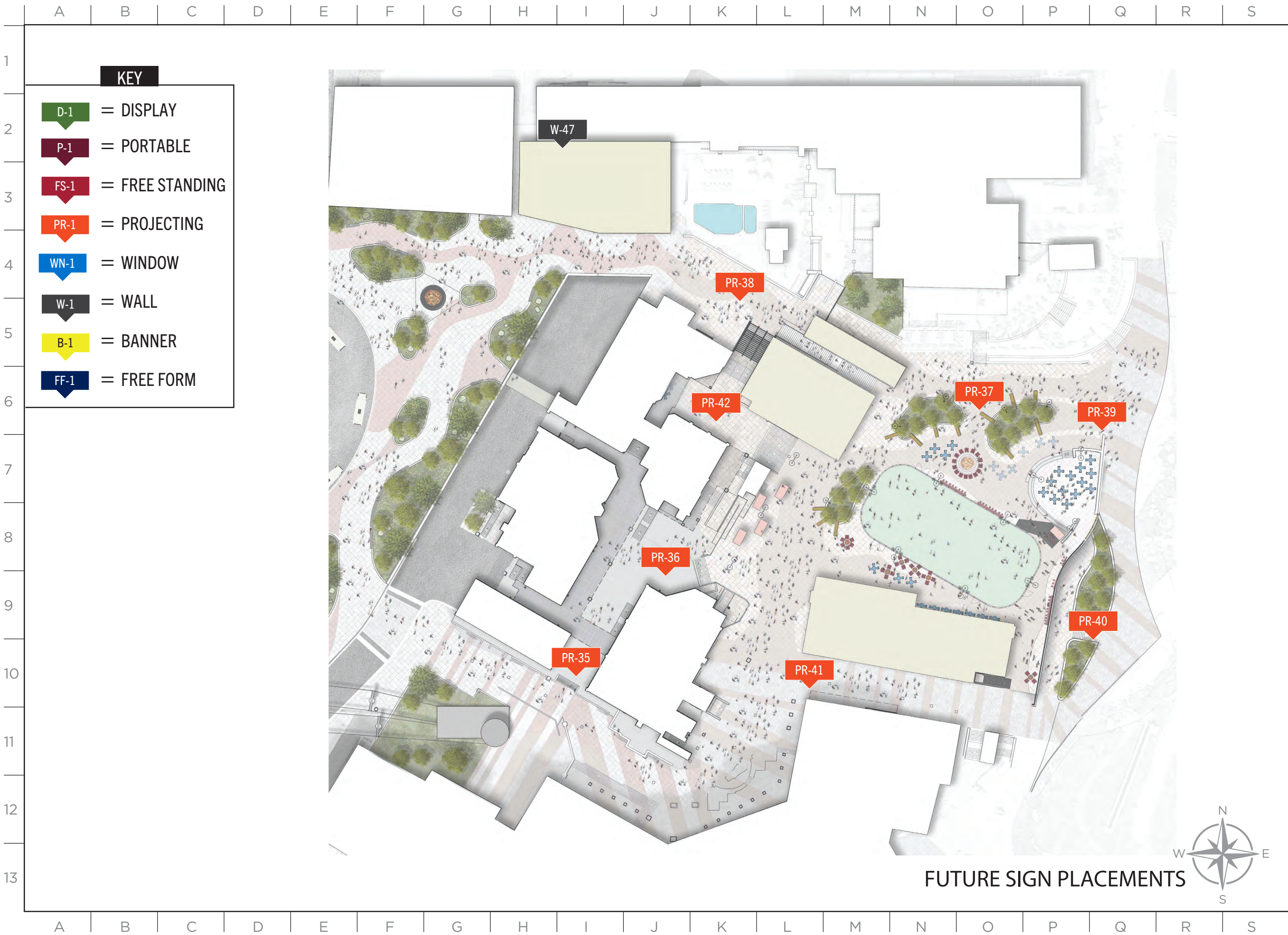
ISSUE DATE: 12/12/2024

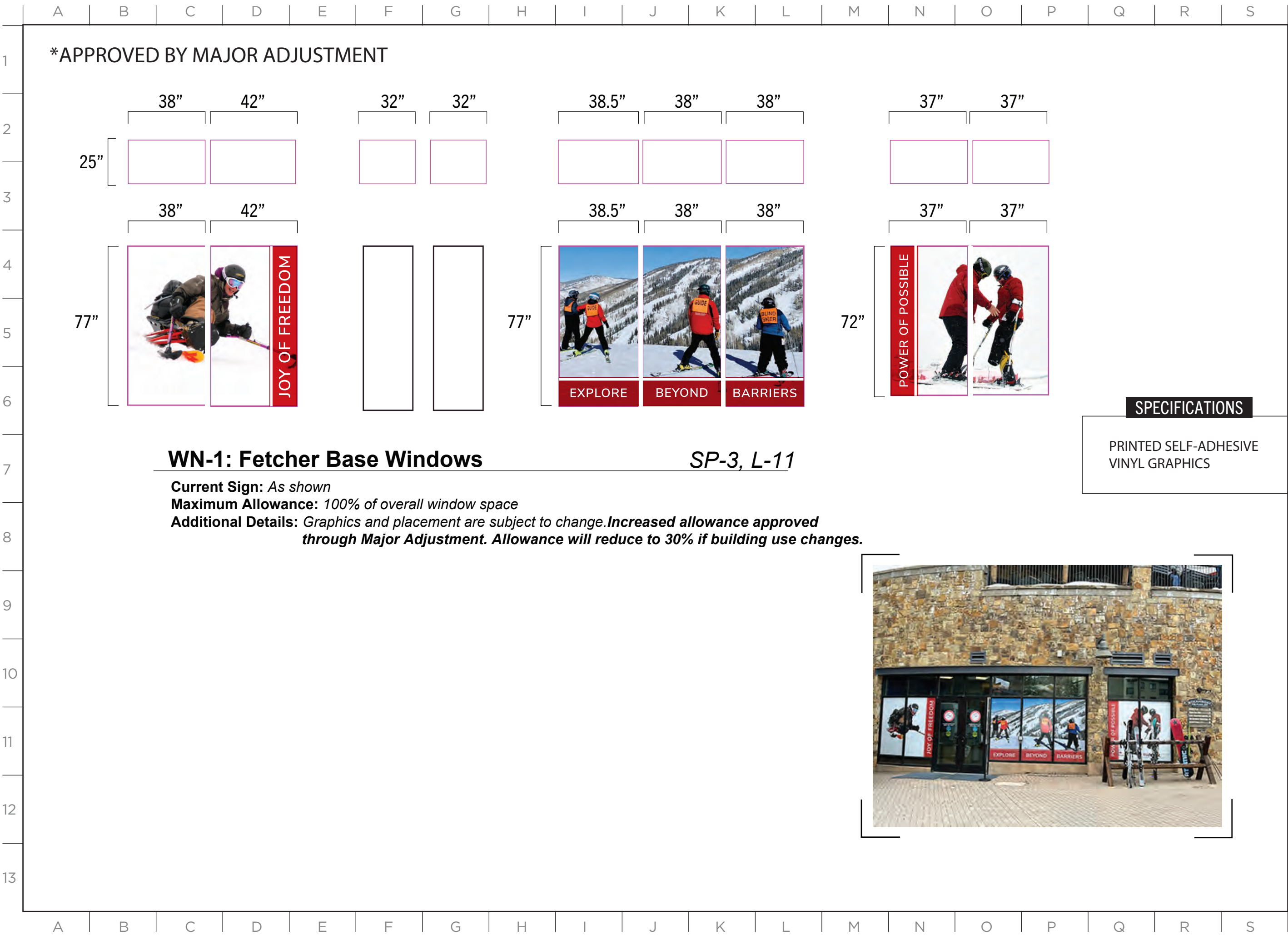
DRAWN: CA REVIEWED:

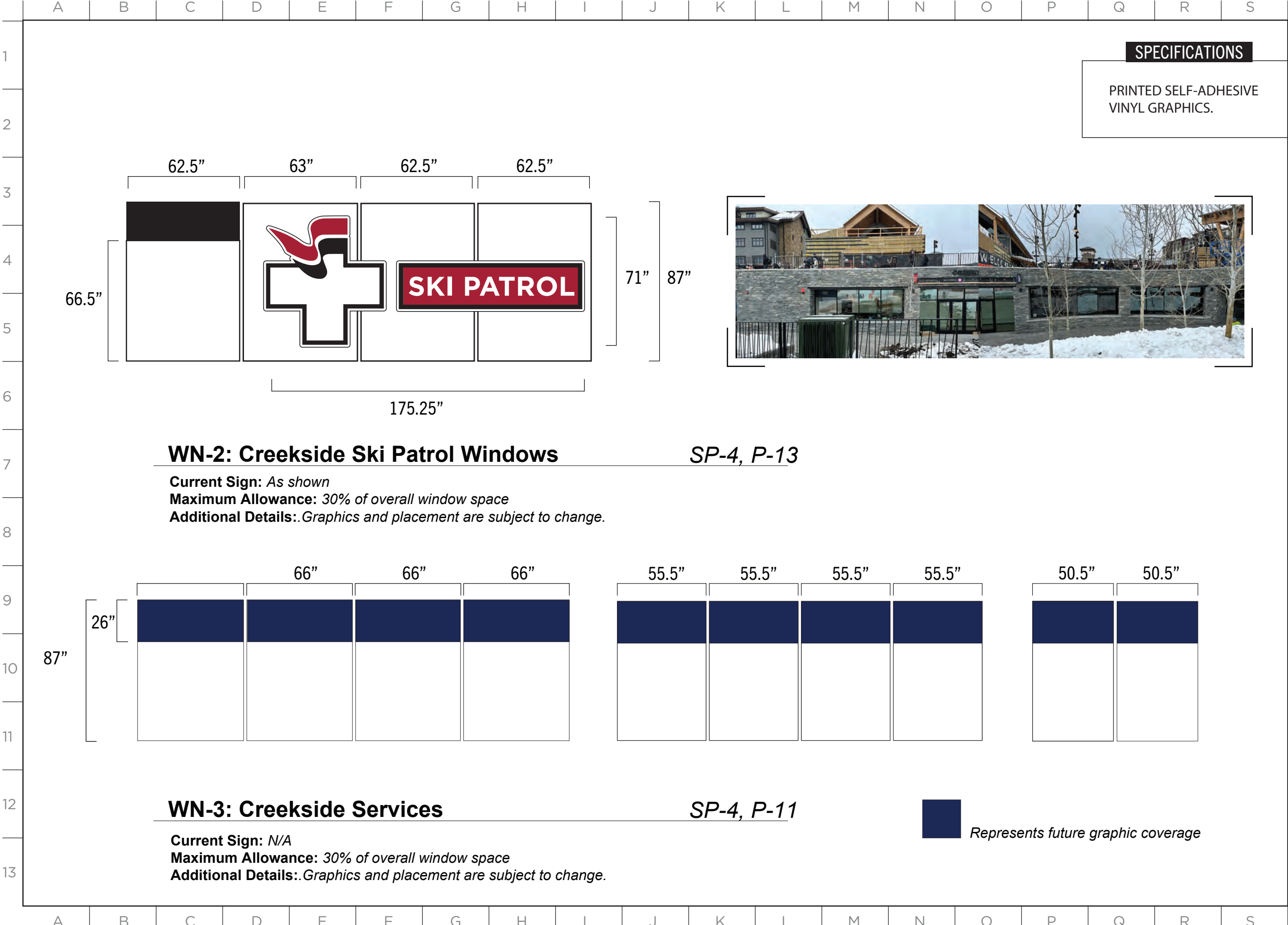
MASTER SIGN PLAN
FUTURE SIGN PLACEMENT


SHEET NUMBER

SP-12









2305 Mt. Werner Circle
Steamboat Springs, CO 80487
(970) 817-5636

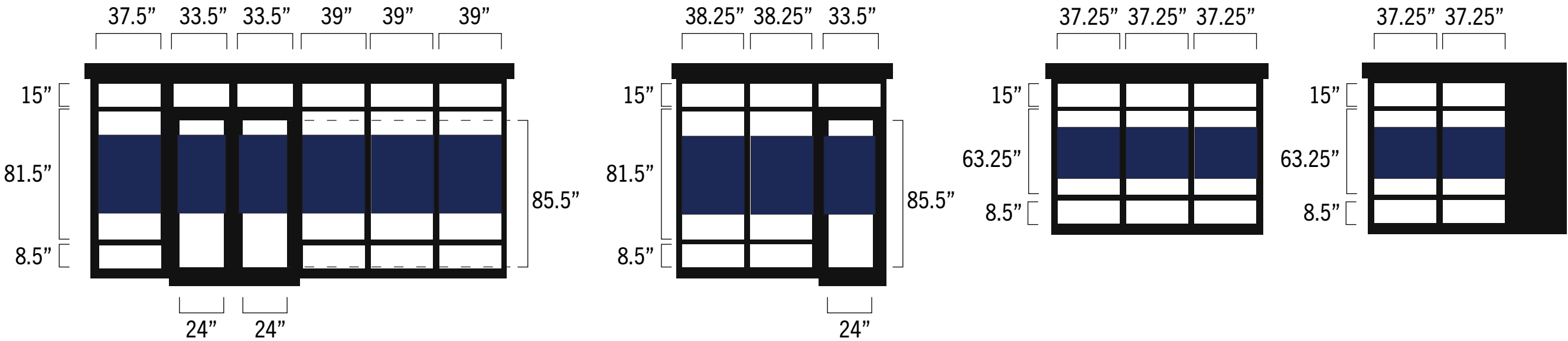
MASTER SIGN PLAN

ISSUE DATE: 12/12/2024

DRAWN: CA REVIEWED: _____

MASTER SIGN PLAN
SPECIFICATION DRAWINGS

SHEET NUMBER
D-2



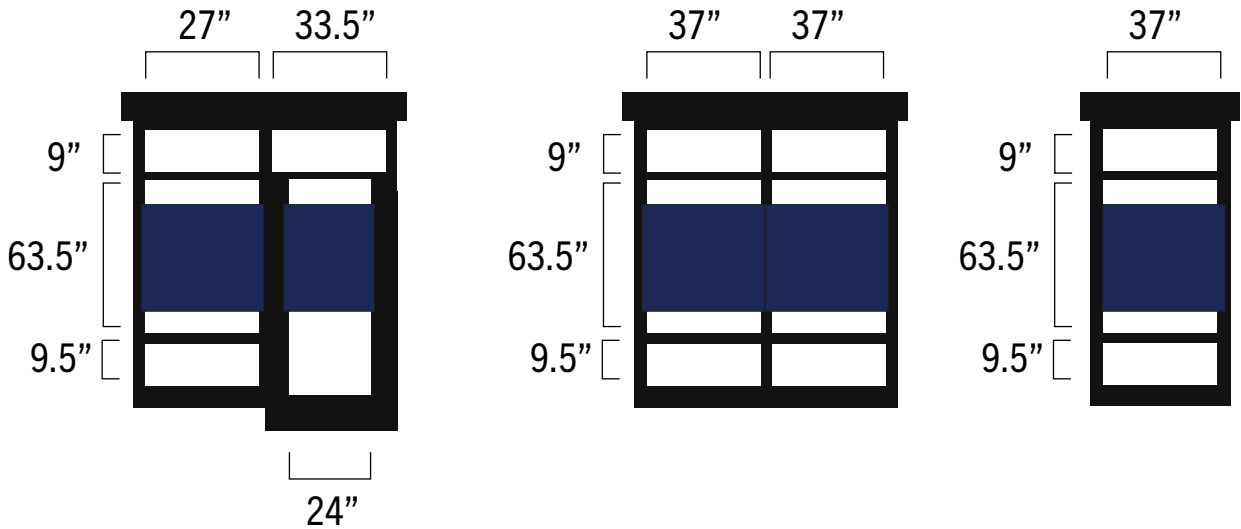
WN-4 : Ticket Office Window Graphics - West Elevation *SP-3, H8*

Current Sign: *N/A*
Maximum Allowance: *30% of overall window space*
Additional Details: *Graphics and placement are subject to change.*

SPECIFICATIONS

PRINTED VINYL GRAPHICS.

Can these graphics be shifted to top or bottom?



WN-5 : Ticket Office Window Graphics - North Elevation *SP-3, IT7*

Current Sign: *N/A*
Maximum Allowance: *30% of overall window space*
Additional Details: *Graphics and placement are subject to change.*

 Represents future graphic coverage

MASTER SIGN PLAN

SPECIFICATIONS


PRINTED SELF-ADHESIVE VINYL
GRAPHICS

WN-6: Giggle Gulch Window Graphics

SP-4, A10

Current Sign: N/A
Maximum Allowance: 30% of overall window space
Additional Details: Graphics and placement are subject to change.

 Represents future graphic coverage




ISSUE DATE: 12/12/2024

DRAWN: CA REVIEWED:

MASTER SIGN PLAN
SPECIFICATION DRAWINGS

SHEET NUMBER

D-4



MASTER SIGN PLAN

SPECIFICATIONS

PRINTED SELF-ADHESIVE
VINYL GRAPHICS .

ISSUE DATE: 12/12/2024

DRAWN: CA REVIEWED:

MASTER SIGN PLAN
SPECIFICATION DRAWINGS

SHEET NUMBER

D-5

MASTER SIGN PLAN

WN-8: Steamboat Sports - Demo Center, North Elevation Window Graphics (1) SP-5, J11

Current Sign: *N/A*
Maximum Allowance: *30% of overall window space*
Additional Details: *Graphics and placement are subject to change.*

 *Represents future graphic coverage*

SPECIFICATIONS

PRINTED
SELF-ADHESIVE
VINYL
GRAPHICS



North Elevation, Ground Level.

ISSUE DATE: 12/12/2024

DRAWN: CA REVIEWED: _____

MASTER SIGN PLAN
SPECIFICATION DRAWINGS

SHEET NUMBER

D-6

MASTER SIGN PLAN

SPECIFICATIONS

PRINTED
SELF-ADHESIVE
VINYL
GRAPHICS

WN-9: Steamboat Sports - Demo Center, North Elevation Window Graphics (2) SP-5, J11

Current Sign: As Shown
Maximum Allowance: 100% of overall window space on center glass panes, 30% on remaining windows
Additional Details: Graphics and placement are subject to change. **Increased allowance approved through Major Adjustment.**

Bank of windows that are represented on this page



North Elevation, Ground Level.


ISSUE DATE: 12/12/2024


DRAWN: CA REVIEWED: _____

MASTER SIGN PLAN
SPECIFICATION DRAWINGS

SHEET NUMBER

D-7





2305 Mt. Werner Circle
Steamboat Springs, CO 80487
(970) 817-5636

MASTER SIGN PLAN

ISSUE DATE: 12/12/2024

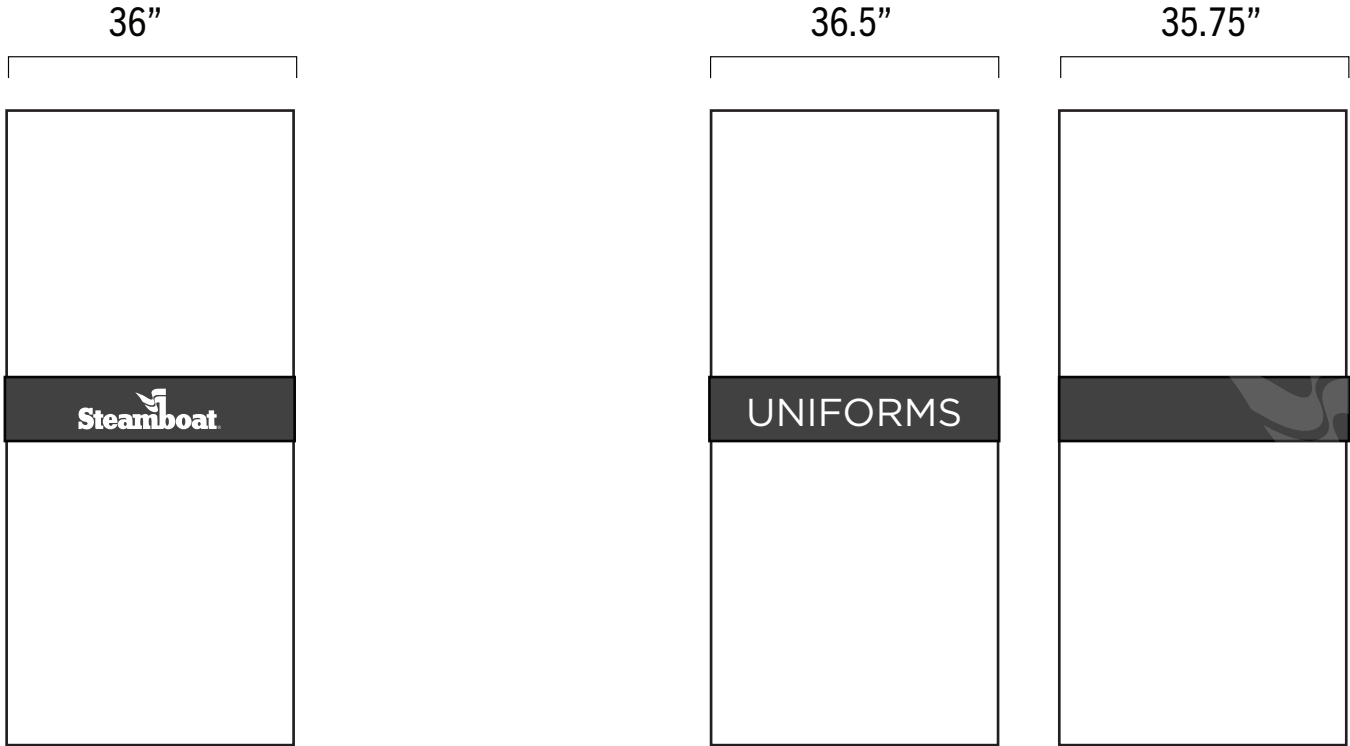
DRAWN: CA REVIEWED: _____

MASTER SIGN PLAN
SPECIFICATION DRAWINGS

SHEET NUMBER

D-8

MASTER SIGN PLAN



SPECIFICATIONS

PRINTED
SELF-ADHESIVE
VINYL
GRAPHICS

WN-11: Uniform Room, North Elevation Window Graphics

SP-5, B5

Current Sign: *As Shown*
Maximum Allowance: *30% of overall window space*
Additional Details: *.Graphics and placement are subject to change.*

Bank of windows that are represented on this page



North Elevation, Second Level.

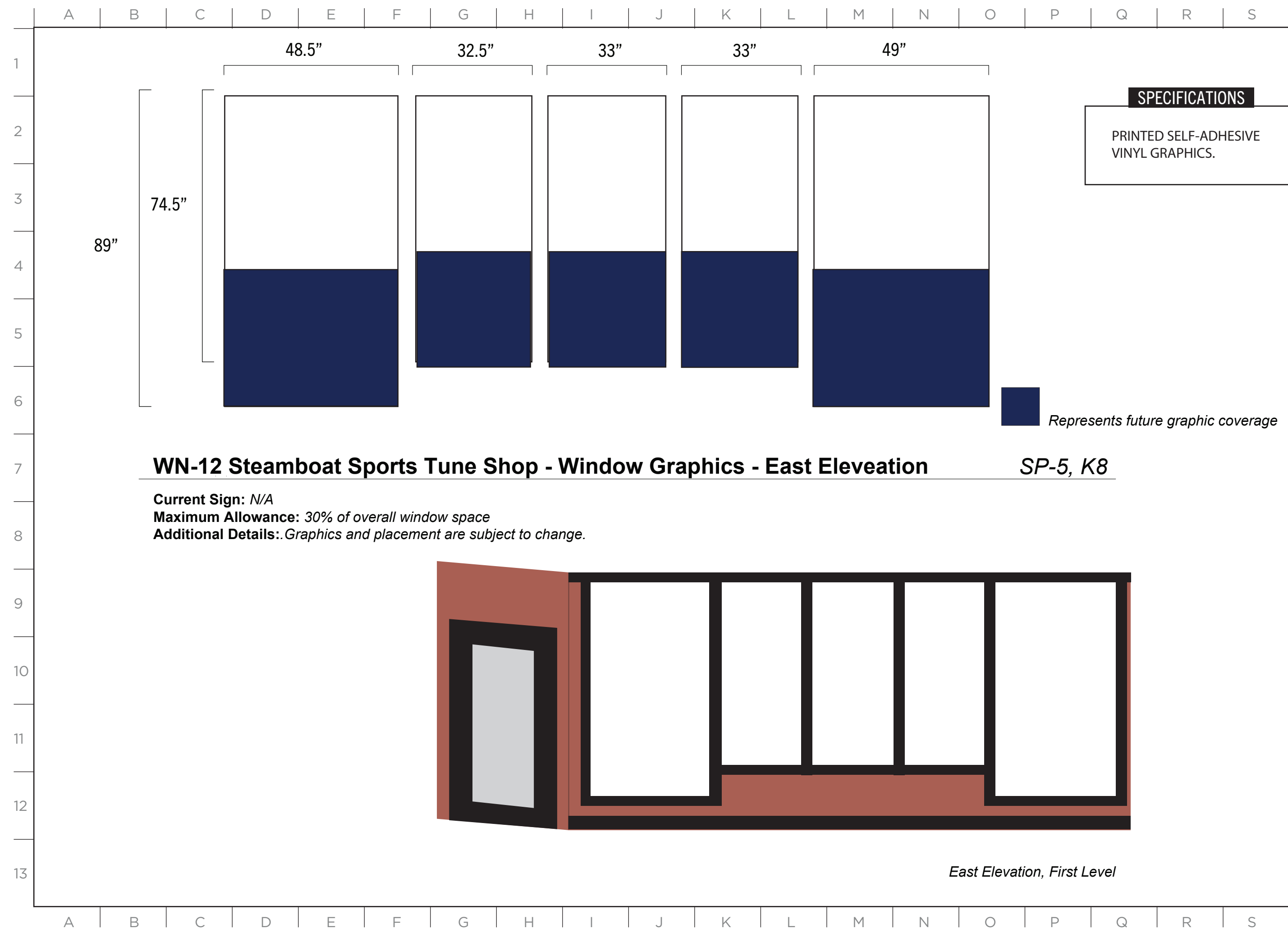
ISSUE DATE: 12/12/2024


DRAWN: CA REVIEWED: _____

MASTER SIGN PLAN
SPECIFICATION DRAWINGS

SHEET NUMBER

D-9





2305 Mt. Werner Circle
Steamboat Springs, CO 80487
(970) 817-5636

MASTER SIGN PLAN

ISSUE DATE: 12/12/2024

DRAWN: CA REVIEWED: _____

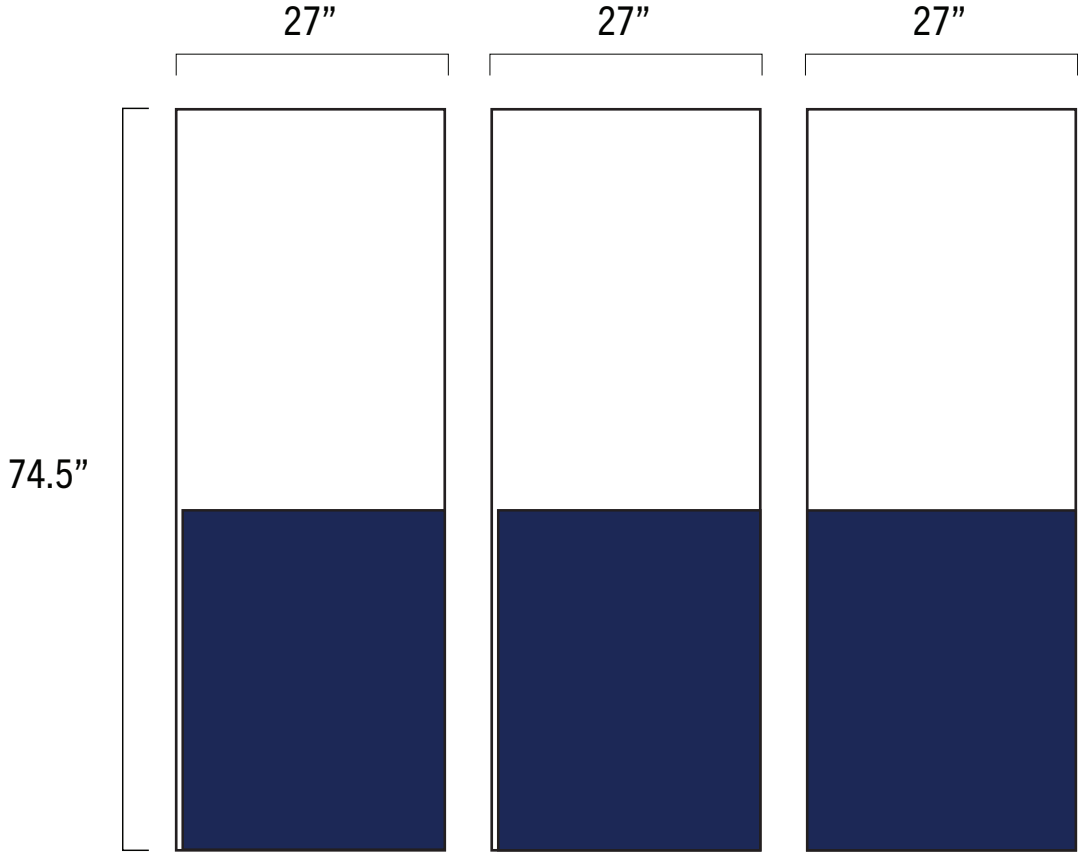
MASTER SIGN PLAN
SPECIFICATION DRAWINGS

SHEET NUMBER
D-10

MASTER SIGN PLAN

SPECIFICATIONS

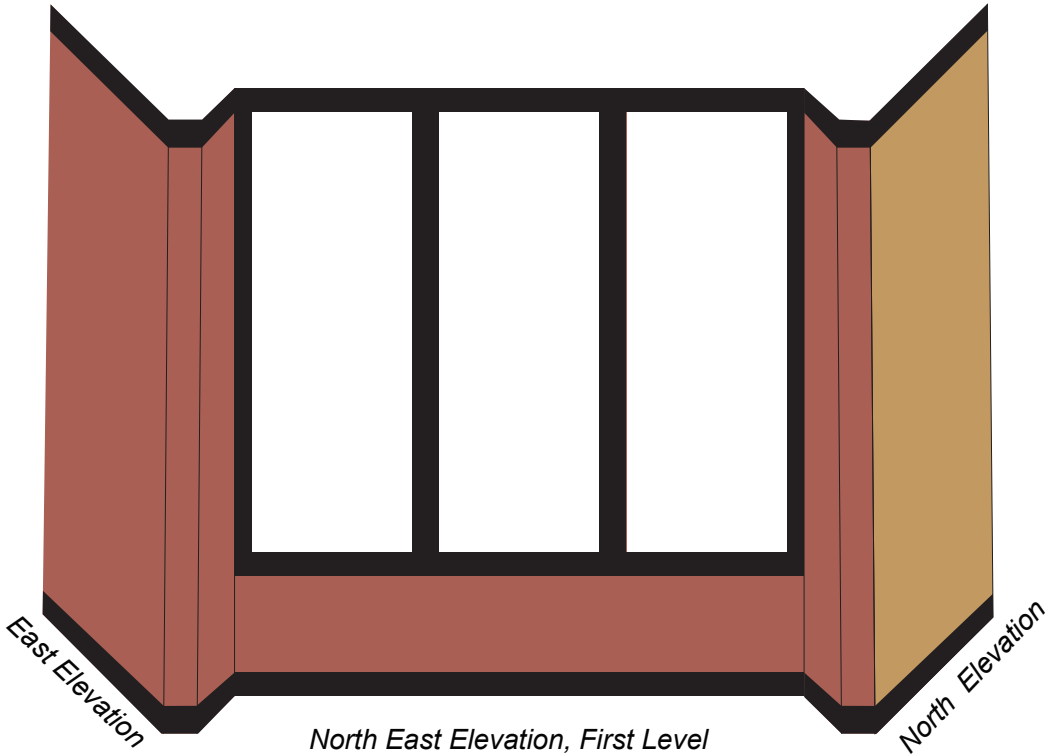
PRINTED SELF-ADHESIVE
VINYL GRAPHICS.



 Represents future graphic coverage

WN-13 Steamboat Sports Tune Shop - Window Graphics - North East Eleveation SP-5, K7

Current Sign: N/A
Maximum Allowance: 30% of overall window space
Additional Details: Graphics and placement are subject to change.



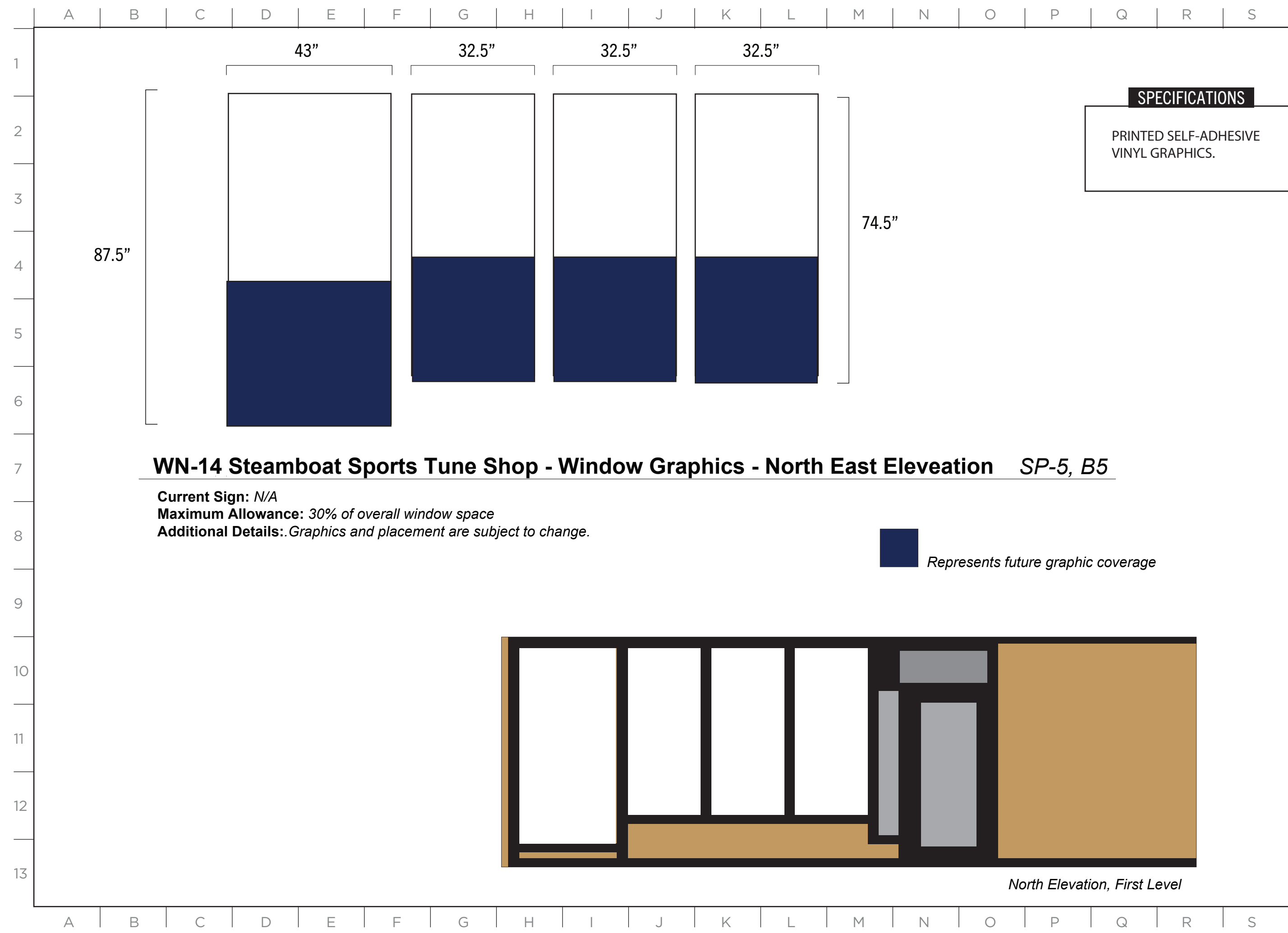
ISSUE DATE: 12/12/2024


DRAWN: CA REVIEWED:

MASTER SIGN PLAN
SPECIFICATION DRAWINGS

SHEET NUMBER

D-11





2305 Mt. Werner Circle
Steamboat Springs, CO 80487
(970) 817-5636

MASTER SIGN PLAN

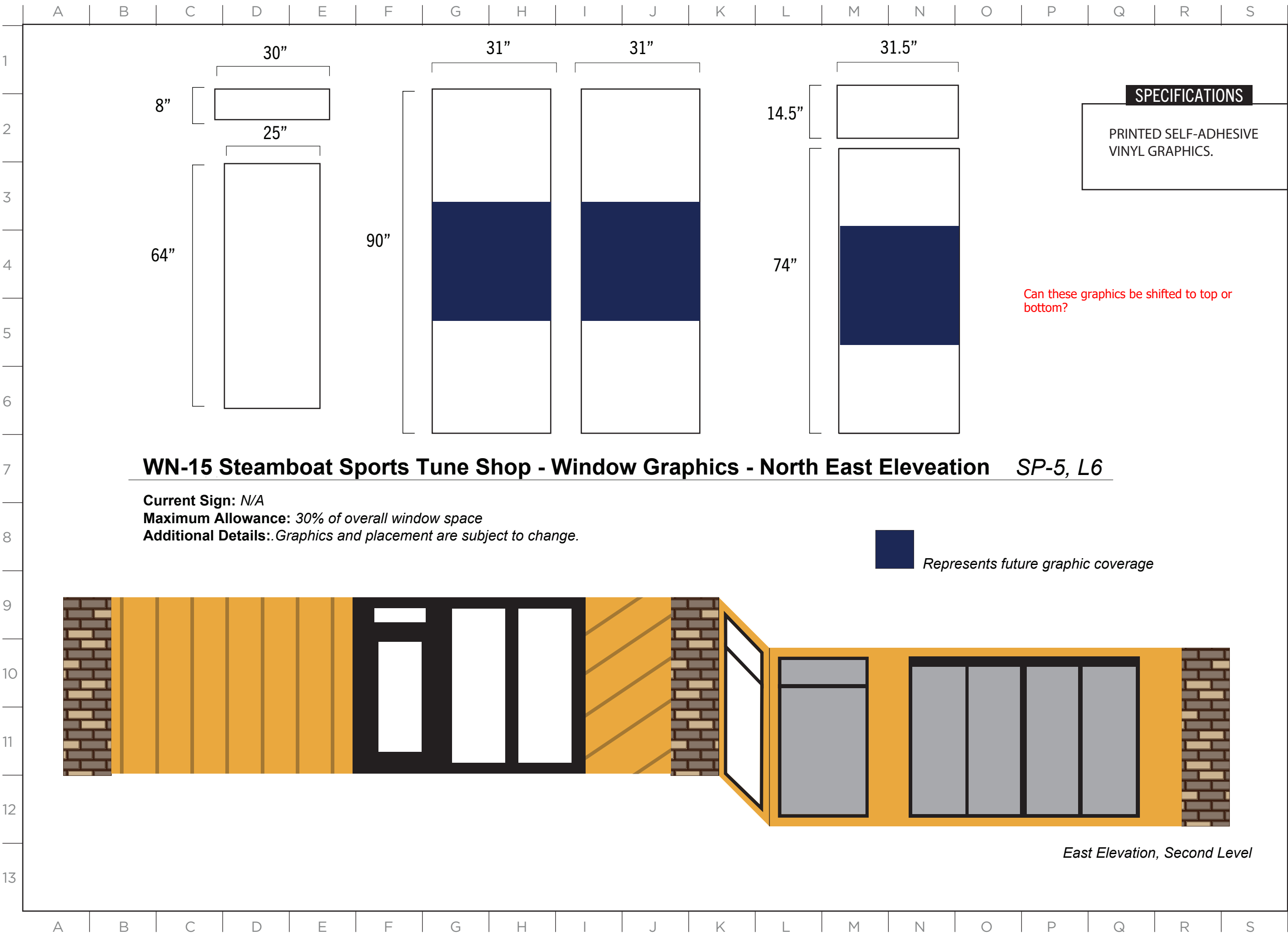
ISSUE DATE: 12/12/2024

DRAWN: CA REVIEWED: _____

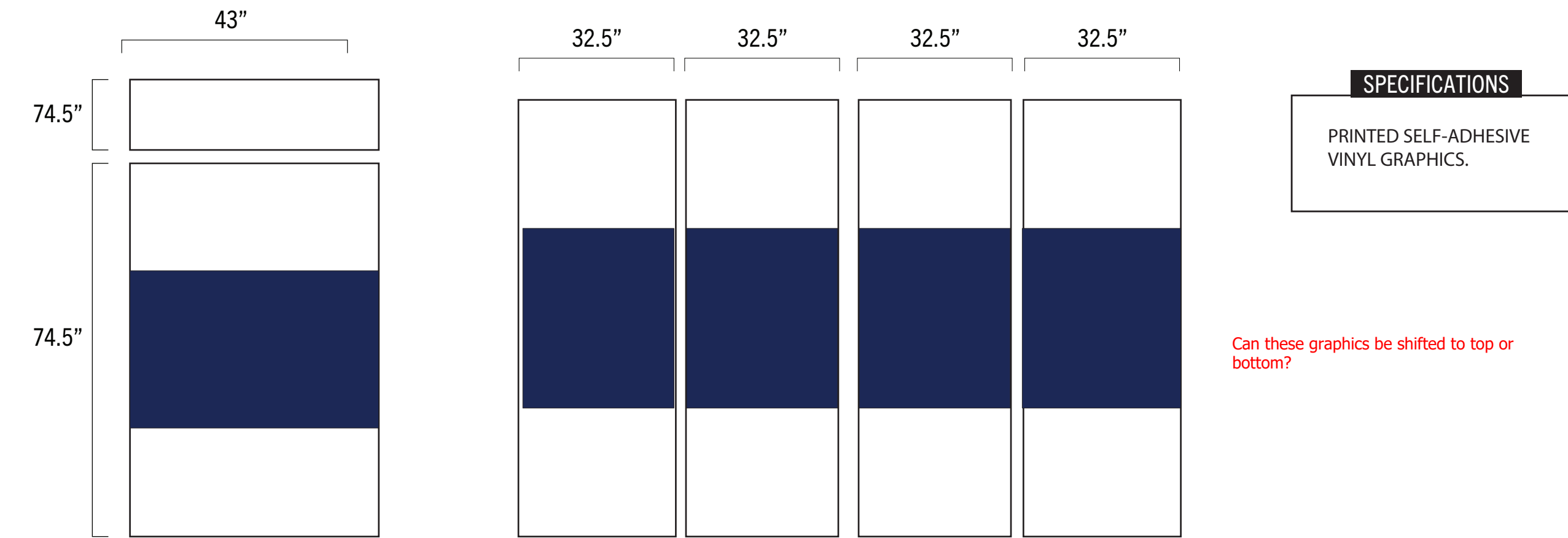
MASTER SIGN PLAN
SPECIFICATION DRAWINGS

SHEET NUMBER

D-12



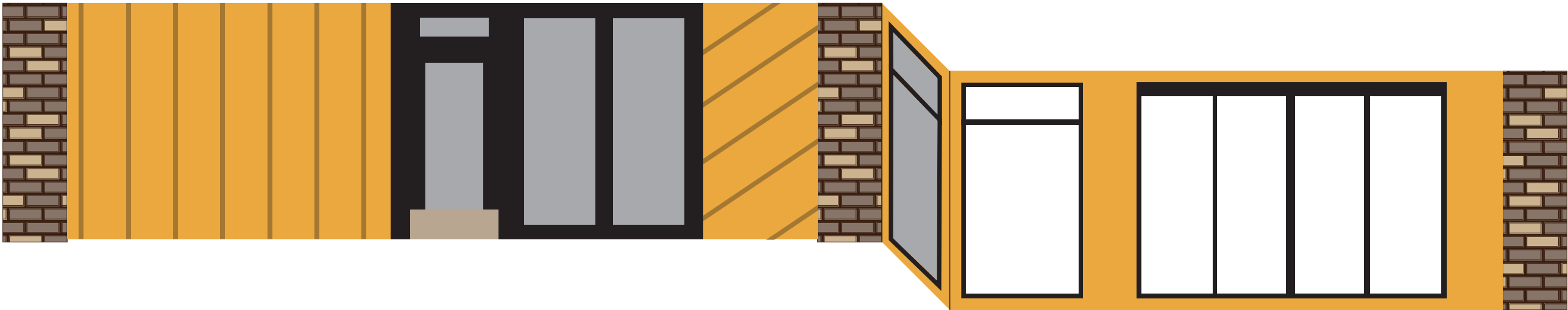
MASTER SIGN PLAN



WN-16 Steamboat Sports, Steamboat Square - Window Graphics - East Eleveation SP-5, L5

Current Sign: N/A
Maximum Allowance: 30% of overall window space
Additional Details: Graphics and placement are subject to change.

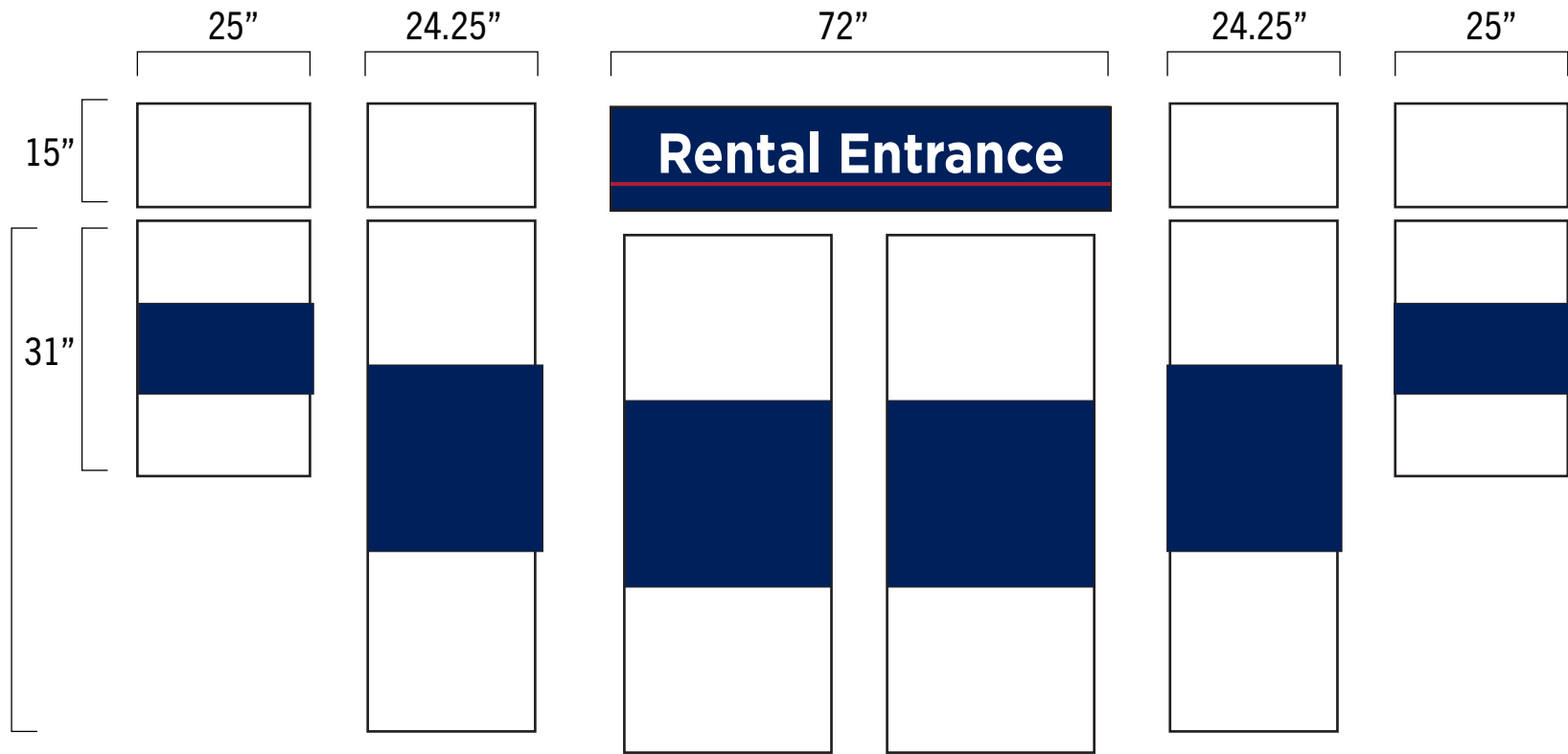
 Represents future graphic coverage



ISSUE DATE: 12/12/2024

DRAWN: CA REVIEWED: _____

MASTER SIGN PLAN
SPECIFICATION DRAWINGS



SPECIFICATIONS

PRINTED SELF-ADHESIVE
VINYL GRAPHICS .

WN-17 Steamboat Sports, Steamboat Square - Window Graphics - South East Elevation *SP-5, B5*

Current Sign: *N/A*
Maximum Allowance: *30% of overall window space*
Additional Details: *Graphics and placement are subject to change.*

 *Represents future graphic coverage*



South East Elevation, Second Level

ISSUE DATE: 12/12/2024

DRAWN: CA REVIEWED:

MASTER SIGN PLAN
SPECIFICATION DRAWINGS

SPECIFICATIONS

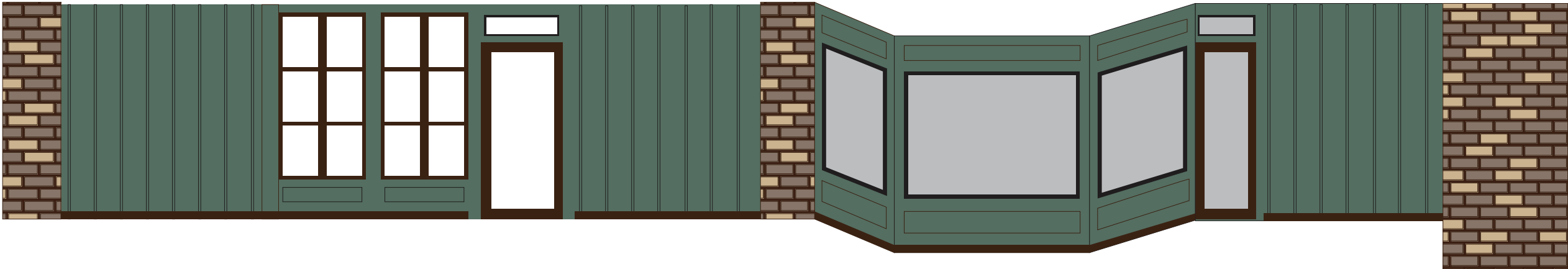
PRINTED SELF-ADHESIVE VINYL
GRAPHICS.

Can these graphics be shifted to top or
bottom?

WN- 18 - The Grand Storage Window Graphics - East Elevation

SP-5, L6

Current Signs: N/A
Maximum Allowance: 30% of overall window area
Additional Details: Graphics and placement are subject to change.



ISSUE DATE: 12/12/2024

DRAWN: CA REVIEWED:

MASTER SIGN PLAN
SPECIFICATION DRAWINGS

SHEET NUMBER

D-16

WN-19 - The Grand Storage Window Graphics - East ElevationSP-5, L6

Current Signs: N/A - Future Allowance

Maximum Allowance: 30% of overall window area

Additional Details: Graphics and placement are subject to change.

SPECIFICATIONS

PRINTED SELF-ADHESIVE VINYL
GRAPHICS

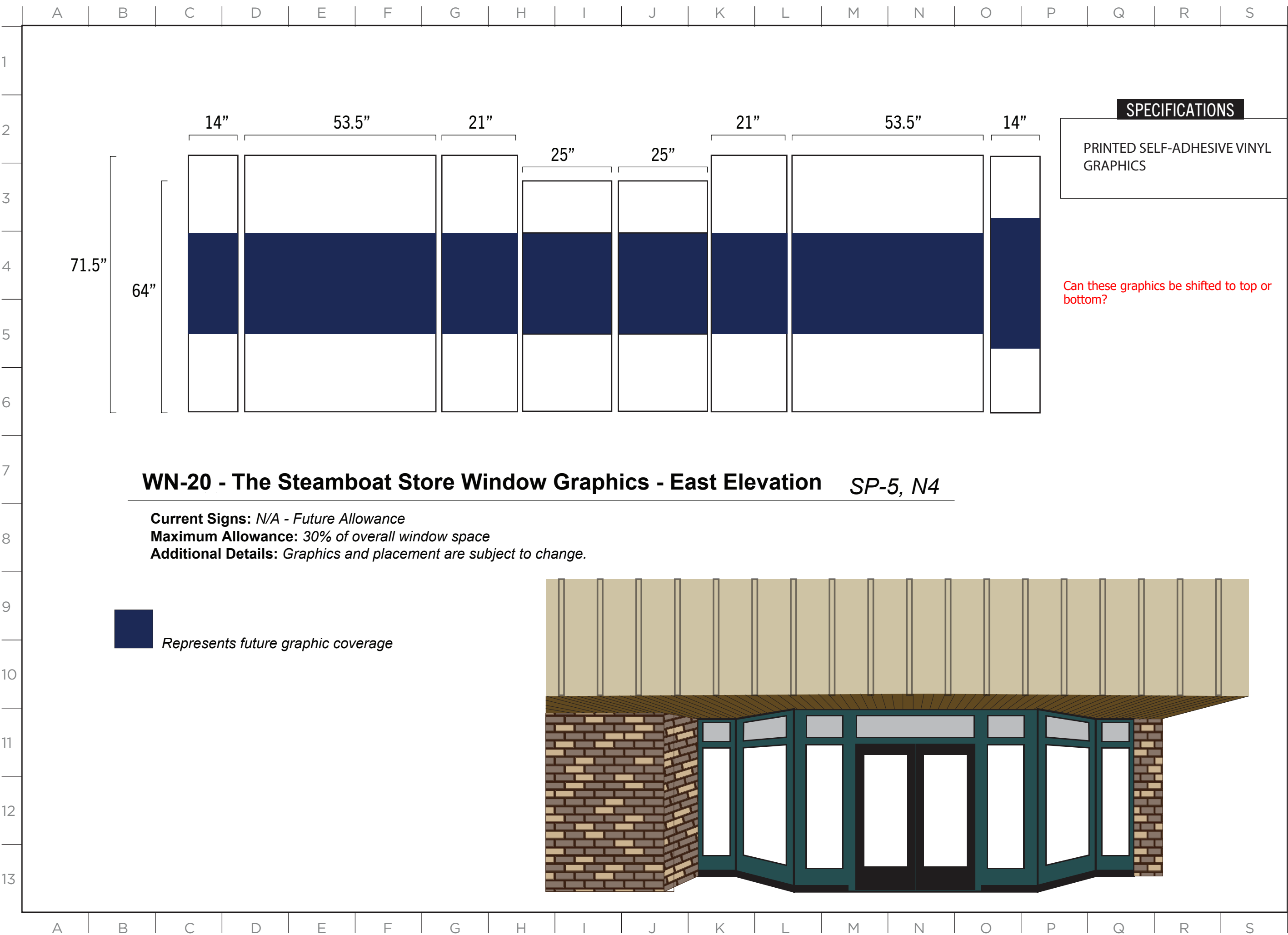
ISSUE DATE: 12/12/2024

DRAWN: CA REVIEWED:

MASTER SIGN PLAN
SPECIFICATION DRAWINGS

SHEET NUMBER

D-17




ISSUE DATE: 12/12/2024


DRAWN: CA REVIEWED:

MASTER SIGN PLAN
SPECIFICATION DRAWINGS

SHEET NUMBER

D-18





2305 Mt. Werner Circle
Steamboat Springs, CO 80487
(970) 817-5636

MASTER SIGN PLAN

SPECIFICATIONS

SELF-ADHESIVE VINYL
GRAPHICS

ISSUE DATE: 12/12/2024

DRAWN: CA REVIEWED:

MASTER SIGN PLAN
SPECIFICATION DRAWINGS

SHEET NUMBER
D-19

MASTER SIGN PLAN

SPECIFICATIONS

PRINTED SELF-ADHESIVE
VINYL GRAPHICS.

ISSUE DATE: 12/12/2024

DRAWN: CA REVIEWED: _____

MASTER SIGN PLAN
SPECIFICATION DRAWINGS

SHEET NUMBER

D-20





WN-23 - Happy Camp Window Graphics

SP-6, J5

Current Signs: N/A - Future Allowance
Maximum Allowance: 30% of overall window space
Additional Details: Graphics and placement are subject to change.

 Represents future graphic coverage

SPECIFICATIONS

PRINTED SELF-ADHESIVE
VINYL GRAPHICS.

MASTER SIGN PLAN

ISSUE DATE: 12/12/2024

DRAWN: CA REVIEWED:

MASTER SIGN PLAN
ZONE 1 SPECIFICATIONS

SHEET NUMBER

D-21



SPECIFICATIONS

PRINTED SELF-ADHESIVE
VINYL GRAPHICS

WN-24 - Steamboat Sports Sheraton Window Graphics - East Elevation SP-4, Q2

Current Signs: As Shown
Maximum Allowance: 100% of overall window space
Additional Details: Design and placement are subject to change. *Increased allowance approved through Major Adjustment. 2 total window banks may be covered 100%. Remaining window banks must remain open.*



East Elevation

ISSUE DATE: 12/12/2024

DRAWN: CA REVIEWED:

MASTER SIGN PLAN
SPECIFICATION DRAWINGS

SHEET NUMBER

D-22

SPECIFICATIONS

PRINTED, SELF-ADHESIVE,
VINYL GRAPHICS.

WN-25 - Steamboat Sports Sheraton Window Graphics - East Elevation SP-4, Q2

Current Signs: As Shown
Maximum Allowance: 100% of overall window space
Additional Details: Design and placement are subject to change. Increased allowance approved through Major Adjustment. 2 total window banks may be covered 100%. Remaining window banks must remain open.



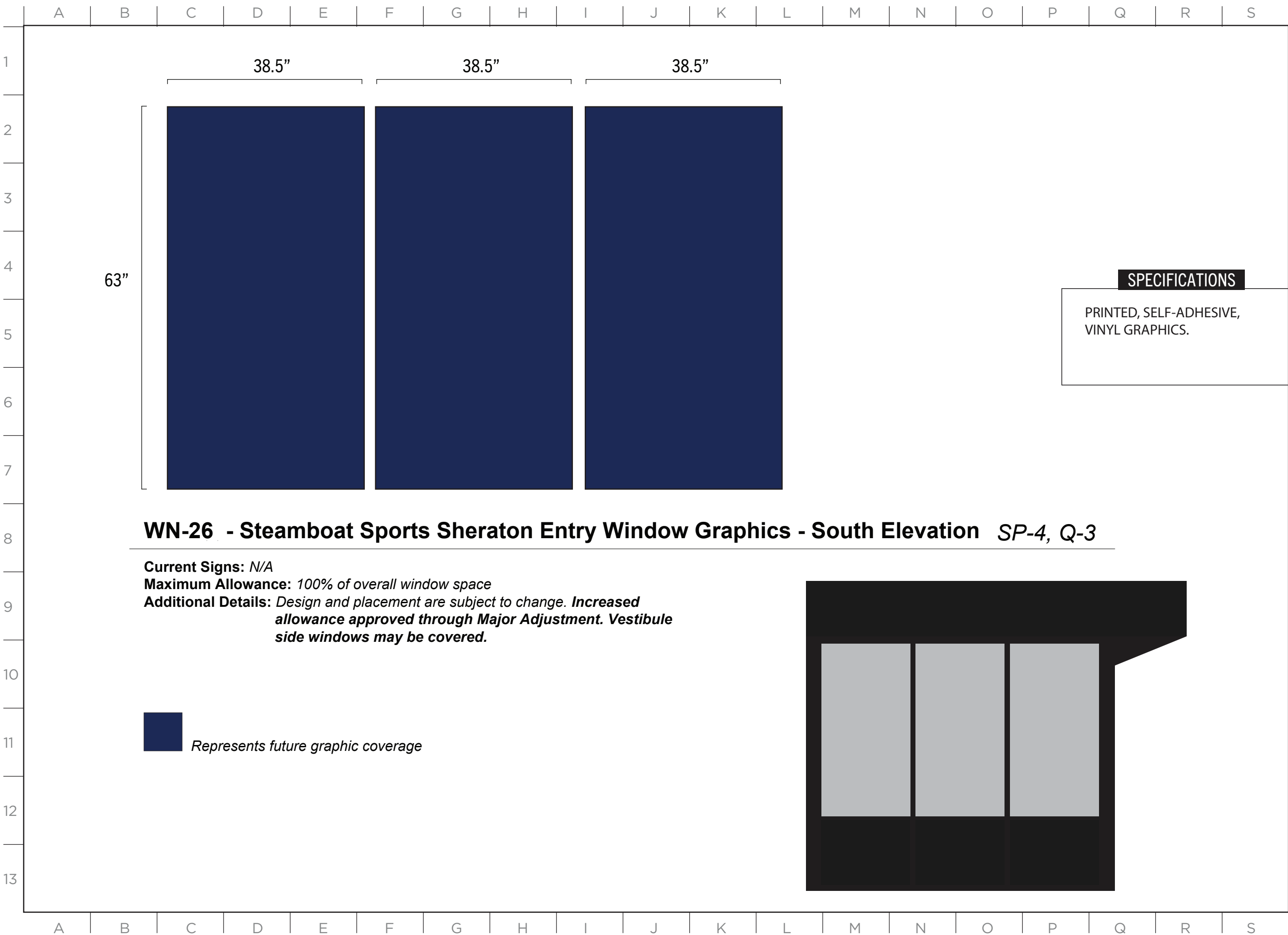
East Elevation

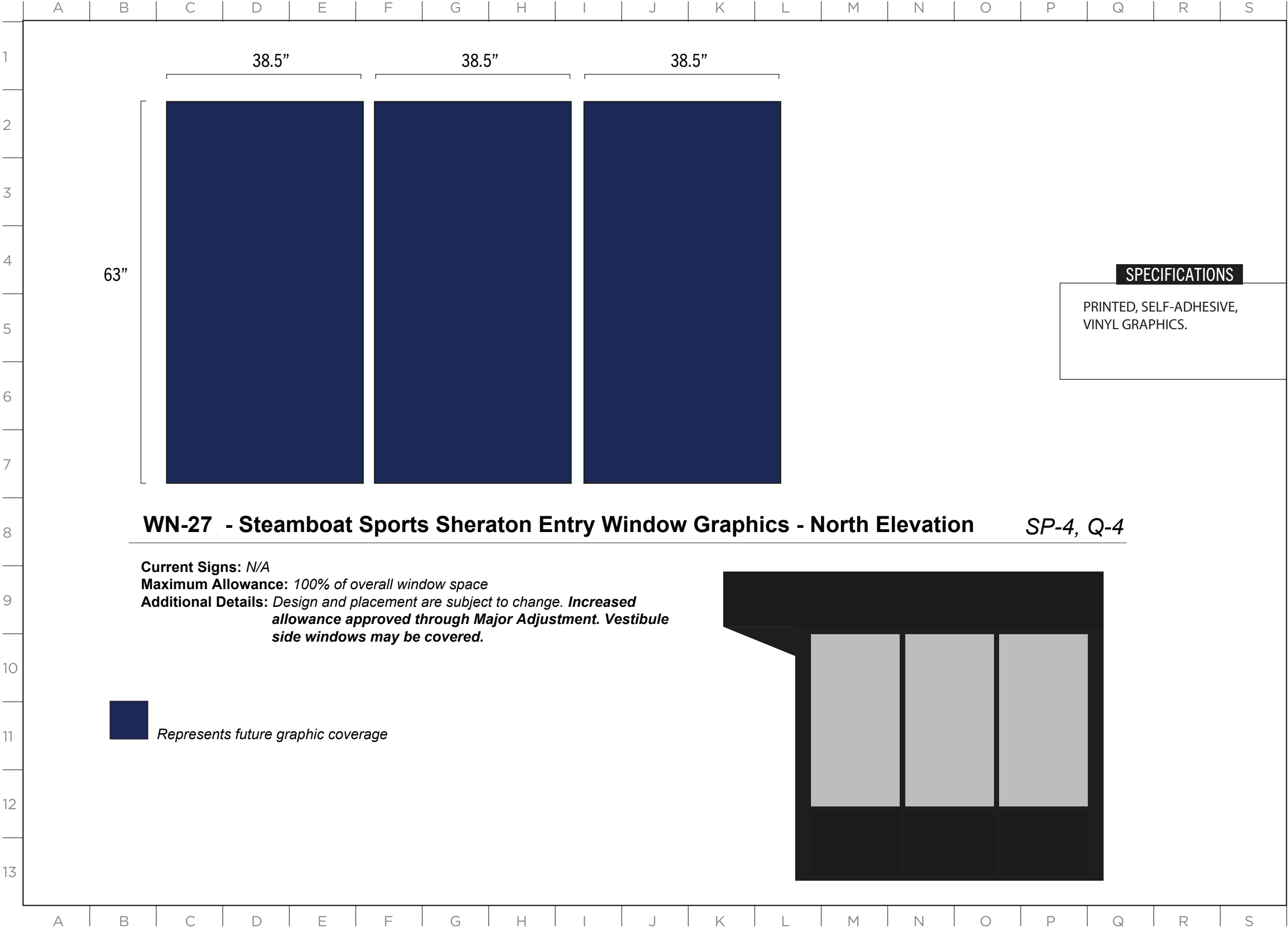
ISSUE DATE: 12/12/2024


DRAWN: CA REVIEWED:

MASTER SIGN PLAN
SPECIFICAION DRAWINGS

SHEET NUMBER







2305 Mt. Werner Circle
Steamboat Springs, CO 80487
(970) 817-5636


MASTER SIGN PLAN

ISSUE DATE: 12/12/2024

DRAWN: CA REVIEWED:

MASTER SIGN PLAN
SPECIFICATION DRAWINGS

SHEET NUMBER
D-25



SPECIFICATIONS

PRINTED, SELF-ADHESIVE,
VINYL GRAPHICS.

WN-29 - Steamboat Sports Torian Entry Window Graphics - West ElevationSP-7, F8, E6,G5

Current Signs: N/A - Future Allowance
Maximum Allowance: 30% of overall window space
Additional Details: Design and placement are subject to change.

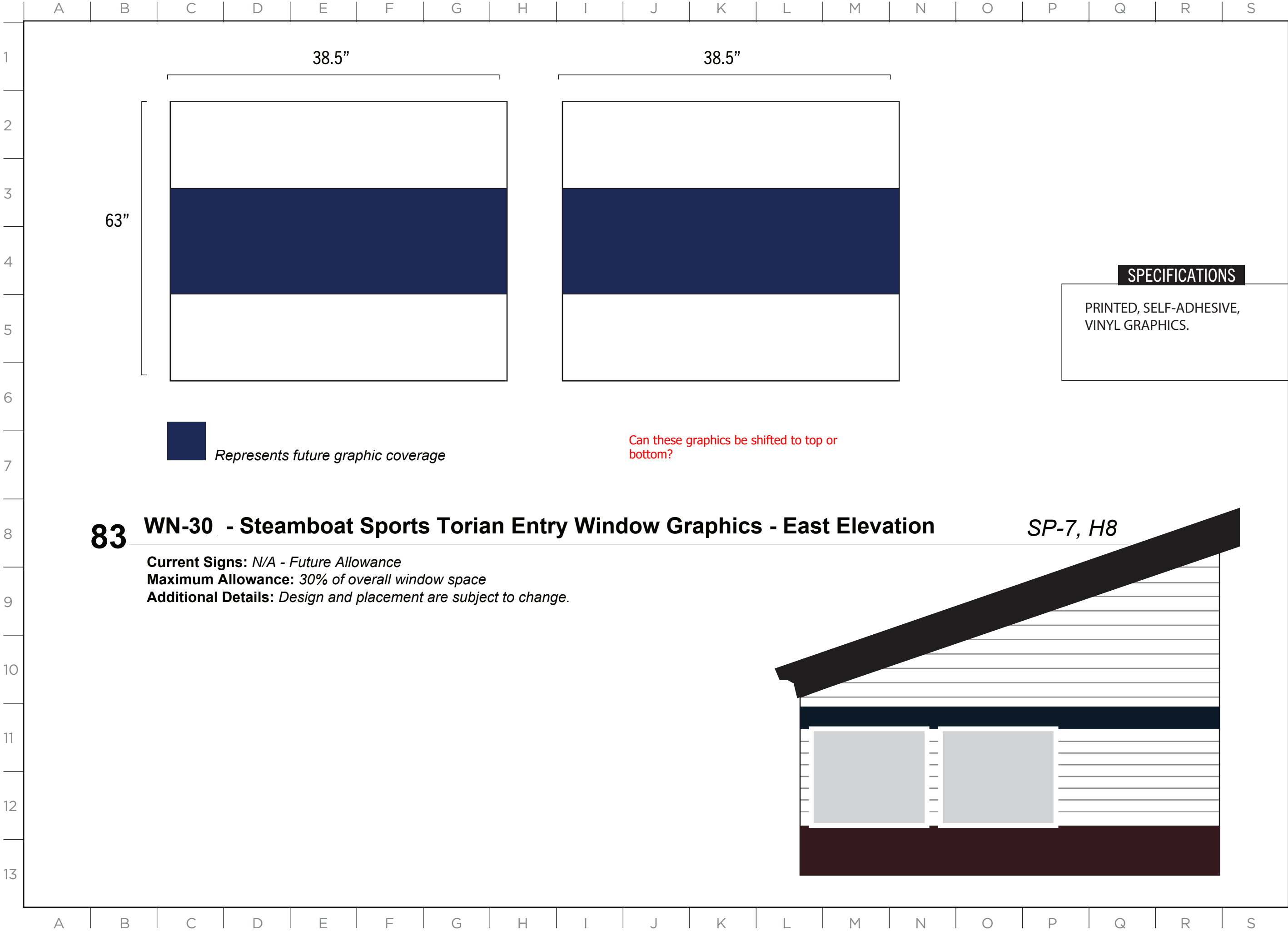
ISSUE DATE: 12/12/2024

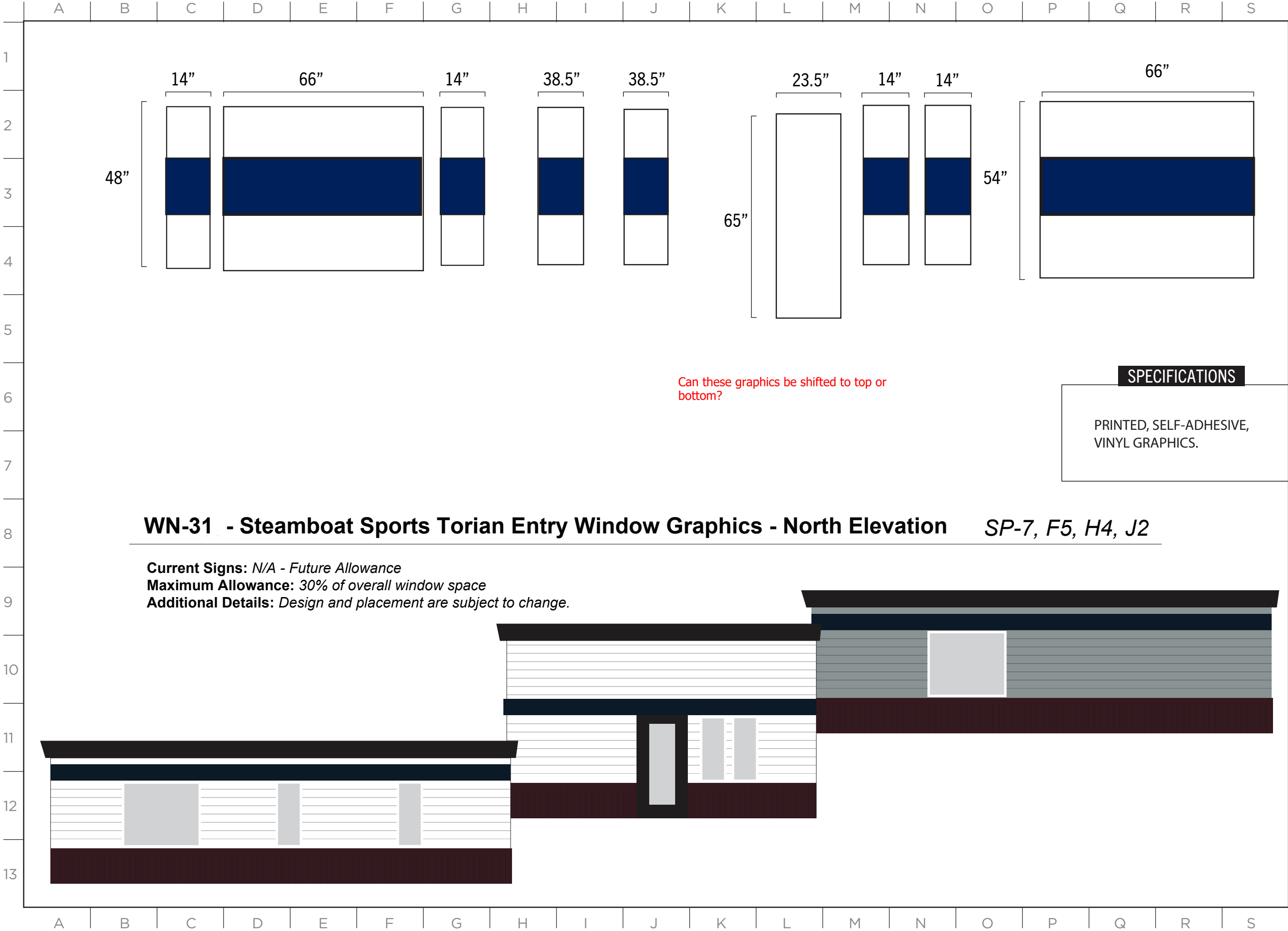
DRAWN: CA REVIEWED:


MASTER SIGN PLAN
SPECIFICATION DRAWINGS

SHEET NUMBER

D-27







2305 Mt. Werner Circle
Steamboat Springs, CO 80487
(970) 817-5636


MASTER SIGN PLAN

ISSUE DATE: 12/12/2024

DRAWN: CA REVIEWED:

MASTER SIGN PLAN
ZONE 1 SPECIFICATIONS

SHEET NUMBER
D-29



MASTER SIGN PLAN

SPECIFICATIONS
PRINTED,
SELF-ADHESIVE,
VINYL GRAPHICS.

WN-32 - Future Tenant - South Elevation

SP-7, J8

Current Signs: *N/A - Future Allowance*
Maximum Allowance: *30% of overall window space*
Additional Details: *Design and placement are subject to change.*

Can these graphics be shifted to top or bottom?

ISSUE DATE: 12/12/2024

DRAWN: CA REVIEWED:

MASTER SIGN PLAN
SPECIFICATION DRAWINGS

MASTER SIGN PLAN

SPECIFICATIONS

PRINTED,
SELF-ADHESIVE,
VINYL GRAPHICS.

WN-33 - Future Tenant - East Elevation

SP-7, J6

Current Signs: *N/A - Future Allowance*
Maximum Allowance: *30% of overall window space*
Additional Details: *Design and placement are subject to change.*

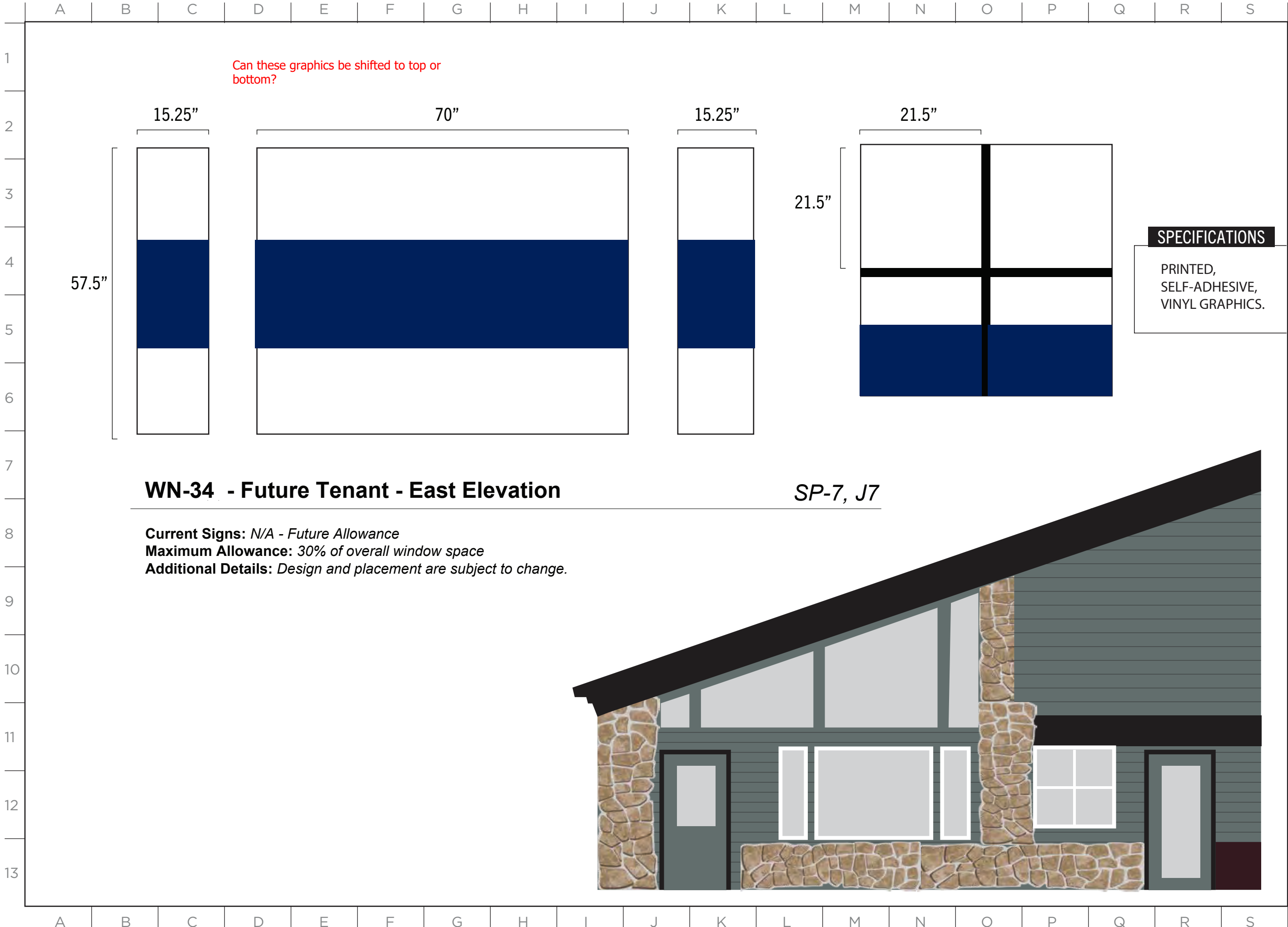
ISSUE DATE: 12/12/2024

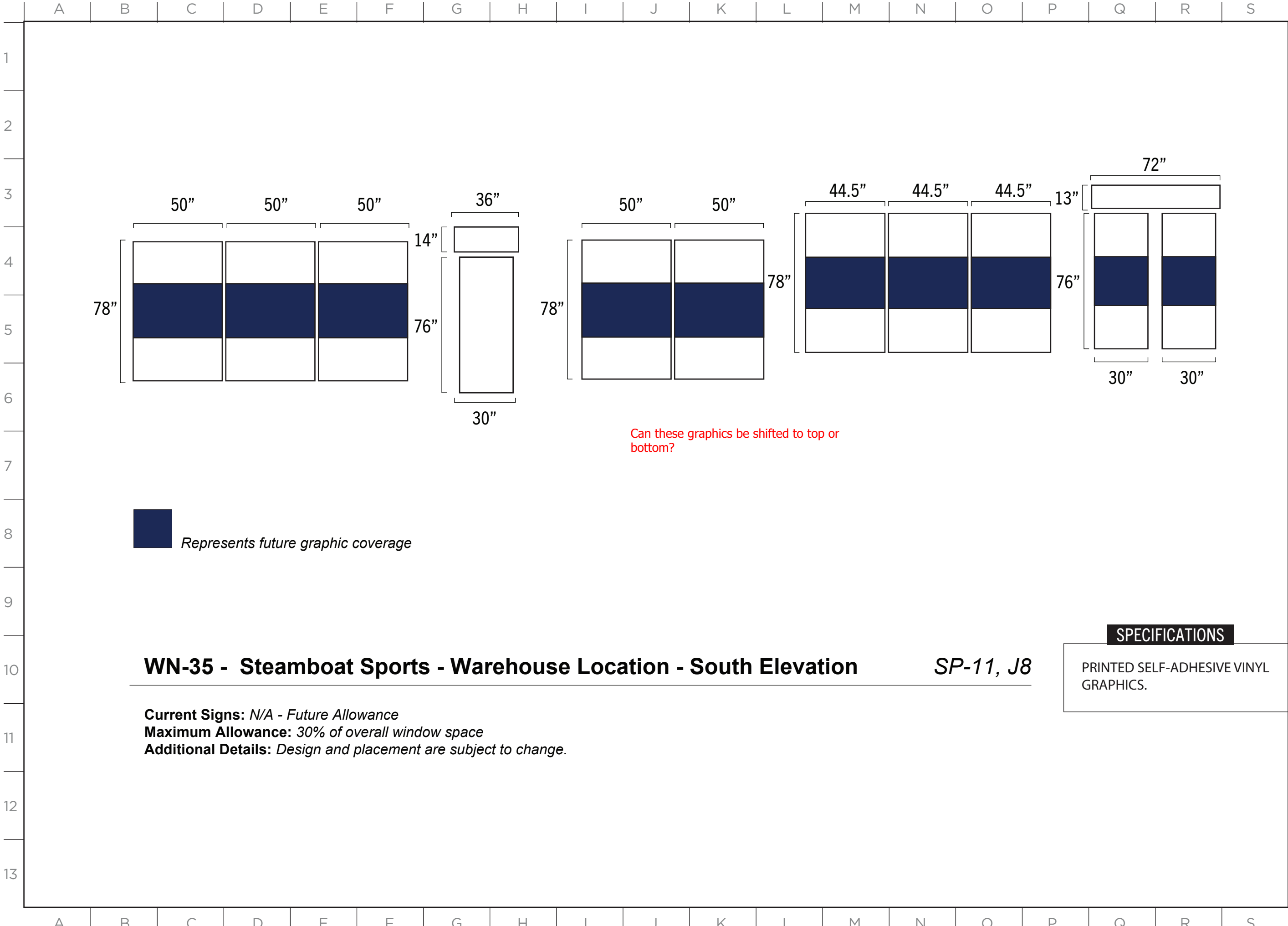
DRAWN: CA REVIEWED:

MASTER SIGN PLAN
ZONE 1 SPECIFICATIONS

SHEET NUMBER

D-31





 Represents future graphic coverage

WN-35 - Steamboat Sports - Warehouse Location - South Elevation *SP-11, J8*

Current Signs: *N/A - Future Allowance*
Maximum Allowance: *30% of overall window space*
Additional Details: *Design and placement are subject to change.*

SPECIFICATIONS

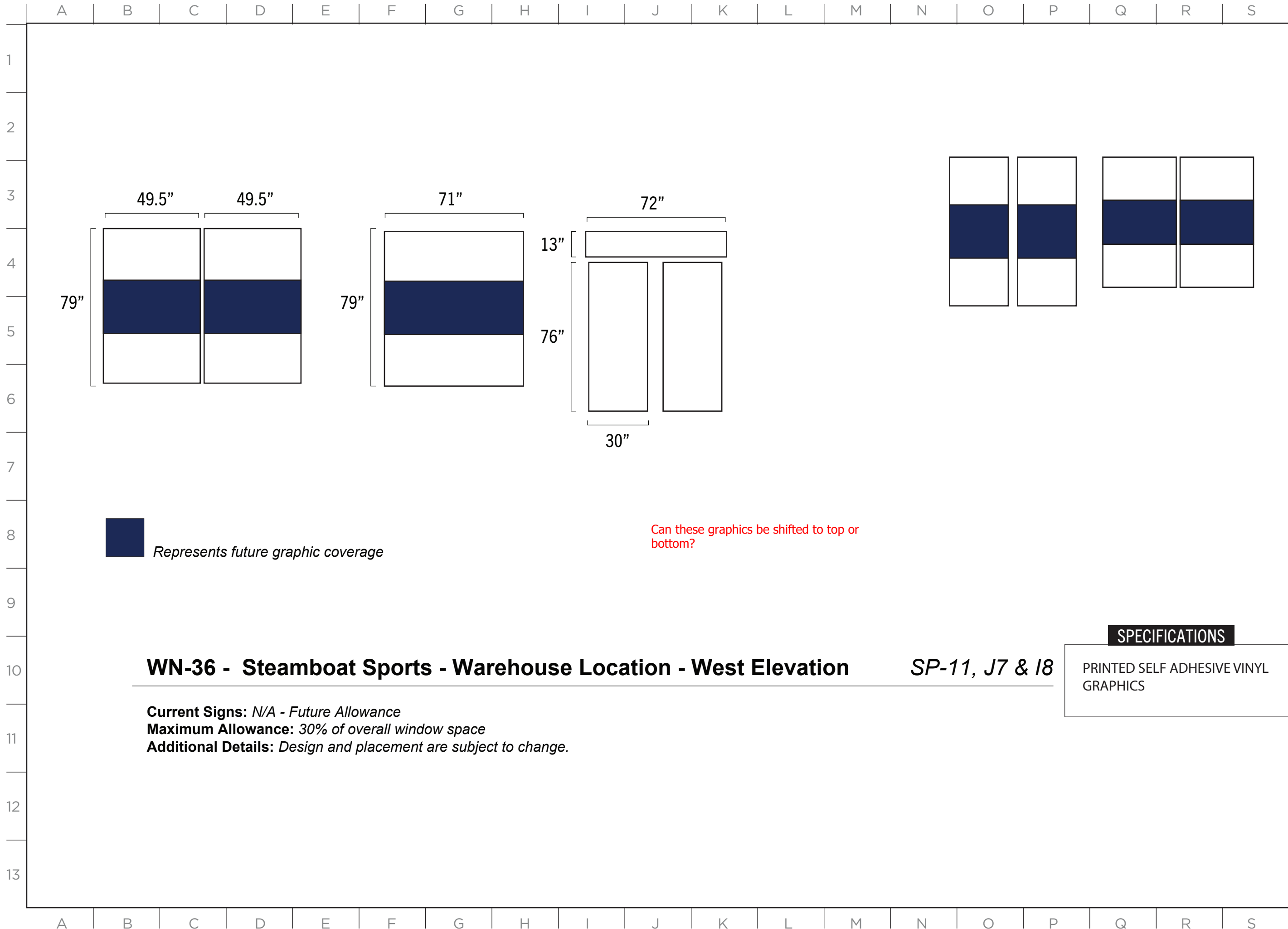
PRINTED SELF-ADHESIVE VINYL GRAPHICS.

MASTER SIGN PLAN

ISSUE DATE: 12/12/2024

DRAWN: CA REVIEWED: _____

MASTER SIGN PLAN
SPECIFICATION DRAWINGS





WN-37 - The Range - Window Graphics - North ElevationSP-4, K-4

Current Signs: N/A - Future Allowance

Maximum Allowance: 30% of overall window space

Additional Details: Design and placement are subject to change.

SPECIFICATIONS

PRINTED SELF-ADHESIVE VINYL
GRAPHICS.

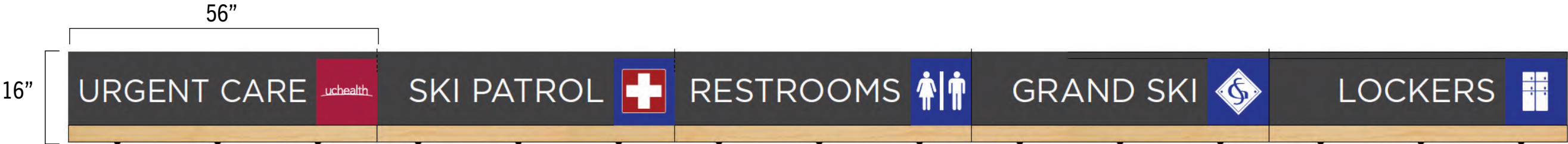
ISSUE DATE: 12/12/2024

DRAWN: CA REVIEWED:

MASTER SIGN PLAN
SPECIFICATION DRAWINGS


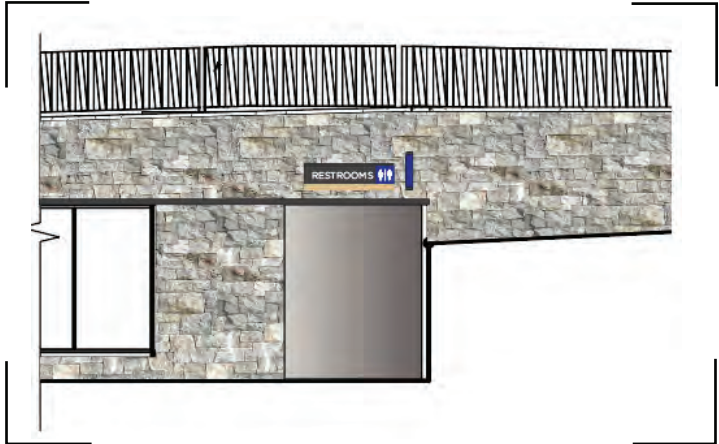
SHEET NUMBER

D-35



W-1 through W-5: Creekside Wall Signs *SP-4, Q13 through R10*

Current Sign: *As Shown*
Maximum Allowance: *60 ft² total.*
Additional Details: *Can be divided by individual uses as shown. Maximum number depends on number of services residing within building. Graphics and placement subject to change.*



W-6: Creekside Wall Sign *SP-4, R11*

Current Sign: *As Shown*
Maximum Allowance: *10 ft² total.*
Additional Details:

ISSUE DATE: 12/12/2024

DRAWN: CA REVIEWED:

MASTER SIGN PLAN
SPECIFICATION DRAWINGS

SHEET NUMBER

D-36

SPECIFICATIONS

3" DEEP ALUMINUM CONSTRUCTED REVERSE-PAN CHANNEL LETTERS AND LOGO, PAINTED FAUX FINISH WITH TEXTURE. LETTER BACKS TO BE CLEAR .150" POLYCARBONATE AND HALO-LIT ILLUMINATED WITH 5000K WHITE LED'S.

LETTERS AND LOGO MOUNTED WITH 1.5" PROJECTION FROM WALL



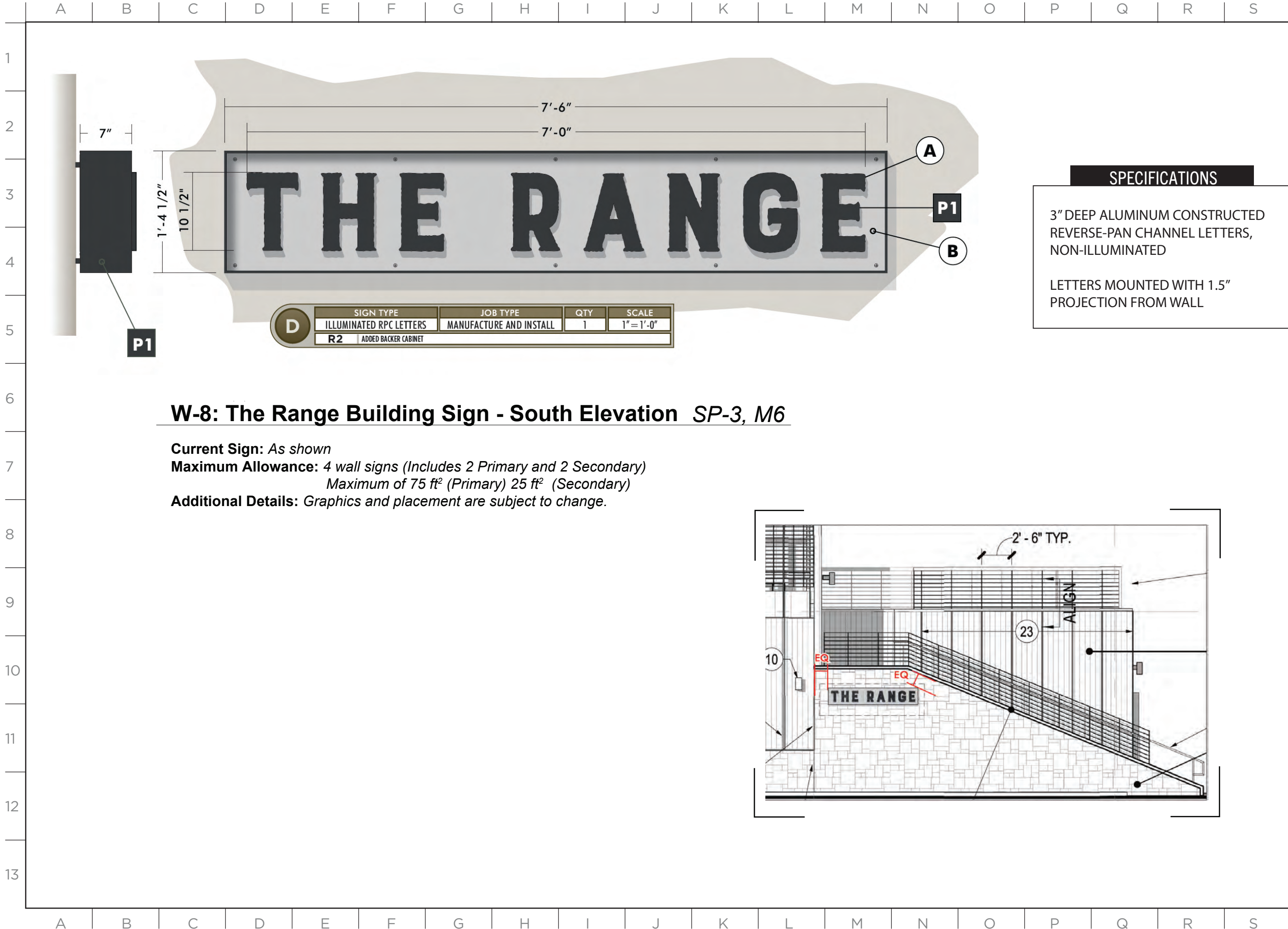
NIGHTTIME ILLUMINATION RENDERING

W-7: The Range Building Sign - East Elevation SP-3, H4

Current Sign: As shown

Maximum Allowance: 4 wall signs (Includes 2 Primary and 2 Secondary)
Maximum of 75 ft² (Primary) 25 ft² (Secondary)

Additional Details: Graphics and placement are subject to change.



ISSUE DATE: 12/12/2024

DRAWN: CA REVIEWED:

MASTER SIGN PLAN
SPECIFICATION DRAWINGS



W-9: The Range Building Sign - North Elevation *SP-3, N5*

Current Sign: *As shown*
Maximum Allowance: *4 wall signs (Includes 2 Primary and 2 Secondary)*
Maximum of 75 ft² (Primary) 25 ft² (Secondary)
Additional Details: *Graphics and placement are subject to change.*



SPECIFICATIONS

3" DEEP ALUMINUM CONSTRUCTED
REVERSE-PAN CHANNEL LETTERS,
NON-ILLUMINATED

LETTERS MOUNTED WITH 1.5"
PROJECTION FROM WALL

MASTER SIGN PLAN

ISSUE DATE: 12/12/2024

DRAWN: CA REVIEWED:

**MASTER SIGN PLAN
SPECIFICATION DRAWINGS**

SHEET NUMBER

D-39



SPECIFICATIONS

3" DEEP ALUMINUM CONSTRUCTED
REVERSE-PAN CHANNEL LETTERS,
NON-ILLUMINATED

LETTERS MOUNTED WITH 1.5"
PROJECTION FROM WALL

MASTER SIGN PLAN

W-10: The Range Building Sign - East Elevation SP-3, L6

Current Sign: *As shown*
Maximum Allowance: *4 wall signs (Includes 2 Primary and 2 Secondary)*
Maximum of 75 ft² (Primary) 25 ft² (Secondary)
Additional Details: *Graphics and placement are subject to change.*



ISSUE DATE: 12/12/2024

DRAWN: CA REVIEWED:

MASTER SIGN PLAN
SPECIFICATION DRAWINGS

MASTER SIGN PLAN

SPECIFICATIONS

2" Deep Aluminum Cabinet with vinyl graphics.




W-11: Giggle Gulch Wall Sign

Current Sign: As Shown
Maximum Allowance: 32 ft²

Additional Details: Design and placement are subject to change.

Revise maximum allowance to be consistent with sign requested. Current sign is about 6 SF,

SP-4, J10



ISSUE DATE: 12/12/2024

DRAWN: CA REVIEWED:

MASTER SIGN PLAN
SPECIFICATION DRAWINGS

SHEET NUMBER

D-41



MASTER SIGN PLAN

SPECIFICATIONS
TBD

W-12: Burton, South Elevation Wall Sign

SP-5, G11

Current Sign: N/A - Future Sign Allowance
Maximum Allowance: 40 ft², 2 signs maximum for building use, 1 per elevation
Additional Details: Design and placement are subject to change.

ISSUE DATE: 12/12/2024

DRAWN: CA REVIEWED:


MASTER SIGN PLAN
SPECIFICATION DRAWINGS

SHEET NUMBER
D-42

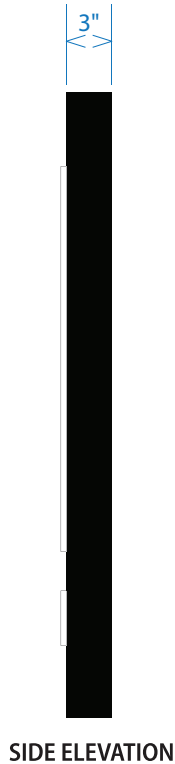
MASTER SIGN PLAN

SPECIFICATIONS

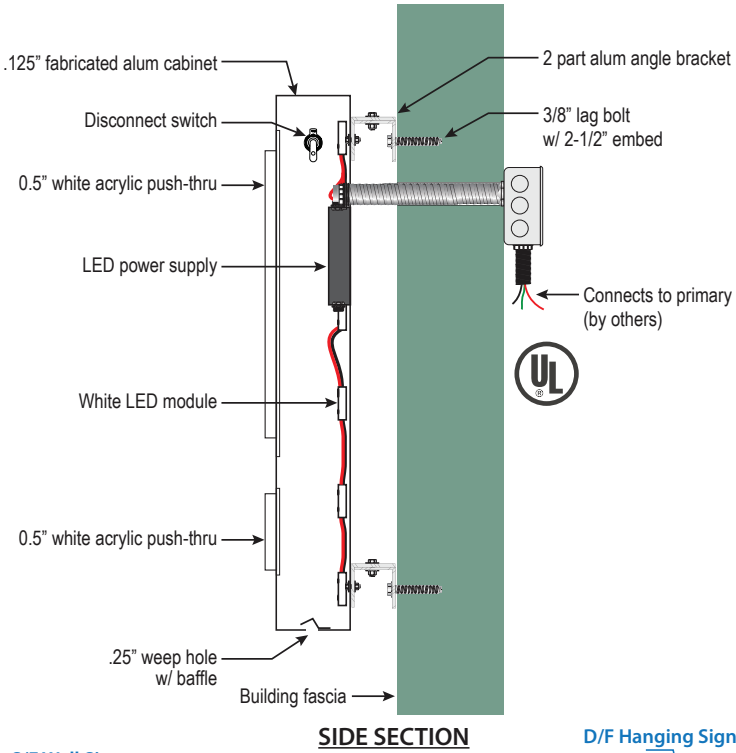
SEE DRAWINGS



ELEVATION
Scale: 1:14 Qty: 1




SIDE ELEVATION



SIDE SECTION

D/F Hanging Sign



S/F Face & Halo Illuminated Wall Sign

- 48"x 48"x 3" fabricated aluminum sign w/ halo illum & 1/2" White acrylic push-thru letters & logo." LED illumination.

FINISH SCHEDULE

P1



Illuminated View - White halo

W-13: Burton, West Elevation Wall Sign

Current Sign: As Shown

Maximum Allowance: 40 ft², 2 signs maximum, 1 per elevation

Additional Details: Design and placement are subject to change.

remove Maximum allowance information. Sign shown will be sign approved in plan

SP-5, J10

ISSUE DATE: 12/12/2024

DRAWN: CA REVIEWED:

MASTER SIGN PLAN
SPECIFICATION DRAWINGS

SHEET NUMBER

D-43

SPECIFICATIONS

PRINTED VINYL GRAPHICS
ON 6MM ALUMINUM
COMPOSITE.

SIGN FLUSH MOUNTED TO
FASCIA WITH MECHANICAL
FASTENERS

W-14 & W-15: Steamboat Sports Tune Shop - Wall Signs SP-5, J9

Current Signs: As Shown
Maximum Allowance: 20 ft² per sign, 2 signs maximum
Additional Details: Design and placement are subject to change.

Revise maximum allowance to be consistent with sign requested. Signs shown will be signs allowed.



East Elevation, First Level

ISSUE DATE: 12/12/2024

DRAWN: CA REVIEWED:

MASTER SIGN PLAN
SPECIFICATION DRAWINGS

SHEET NUMBER

D-44

SPECIFICATIONS

PRINTED SELF-ADHESIVE VINYL GRAPHICS MOUNTED ON 3MM ALUMINUM COMPOSITE.

SIGN IS FLUSH MOUNTED TO EXTERIOR WALL THROUGH THE USE OF MECHANICAL FASTENERS.

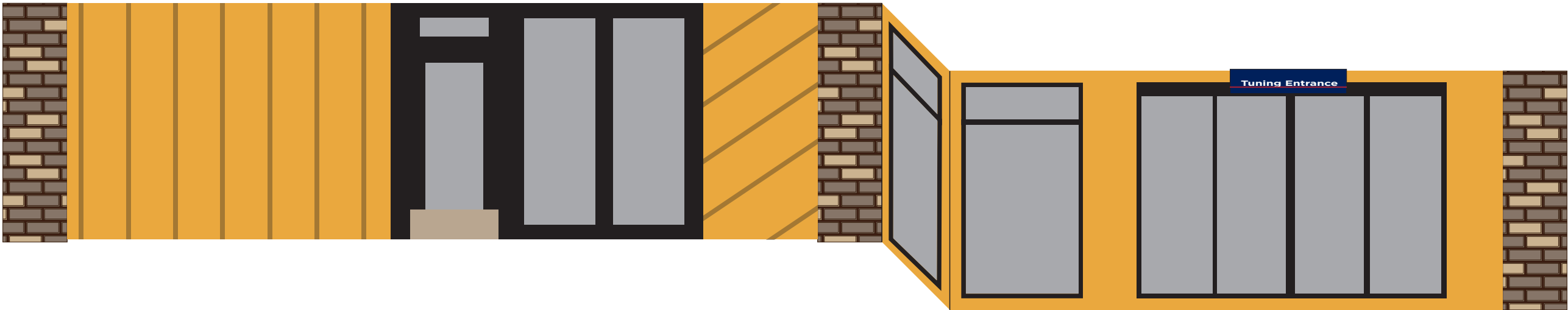


W-16 Steamboat Sports, Steamboat Square - Wall Sign - East Eleveation

SP-5, N5

Current Sign: As Shown
Maximum Allowance: 20 ft² - secondary entrance
Additional Details: Design and placement are subject to change.

Revise maximum allowance to be consistent with sign requested. Signs shown will be signs allowed.



East Elevation, Second Level

ISSUE DATE: 12/12/2024

DRAWN: CA REVIEWED:

MASTER SIGN PLAN
SPECIFICATION DRAWINGS

SHEET NUMBER

D-45



SPECIFICATIONS

PRINTED SELF-ADHESIVE VINYL GRAPHICS MOUNTED ON 3MM ALUMINUM COMPOSITE.

SIGN IS FLUSH MOUNTED TO EXTERIOR WALL THROUGH THE USE OF MECHANICAL FASTENERS.

W-17 Steamboat Sports, Steamboat Square - Wall Sign - East Eleveation SP-5, LT5

Current Sign: *As Shown*
Maximum Allowance: *32 ft² - primary entrance*
Additional Details: *Design and placement are subject to change.*

Revise maximum allowance to be consistent with sign requested. Signs shown will be signs allowed.



East Elevation, Second Level



SPECIFICATIONS

PRINTED SELF-ADHESIVE VINYL GRAPHICS MOUNTED ON 3MM ALUMINUM COMPOSITE.

SIGN IS FLUSH MOUNTED TO EXTERIOR WALL THROUGH THE USE OF MECHANICAL FASTENERS.

W-18 & W-19 Steamboat Sports, Steamboat Square - Wall Signs - South East Eleveation SP-5, B5

Current Sign: As Shown
Maximum Allowance: 20 ft² - secondary entrance, 2 signs maximum
Additional Details: Design and placement are subject to change.

Revise maximum allowance to be consistent with sign requested. Signs shown will be signs allowed.



South East Elevation, Second Level

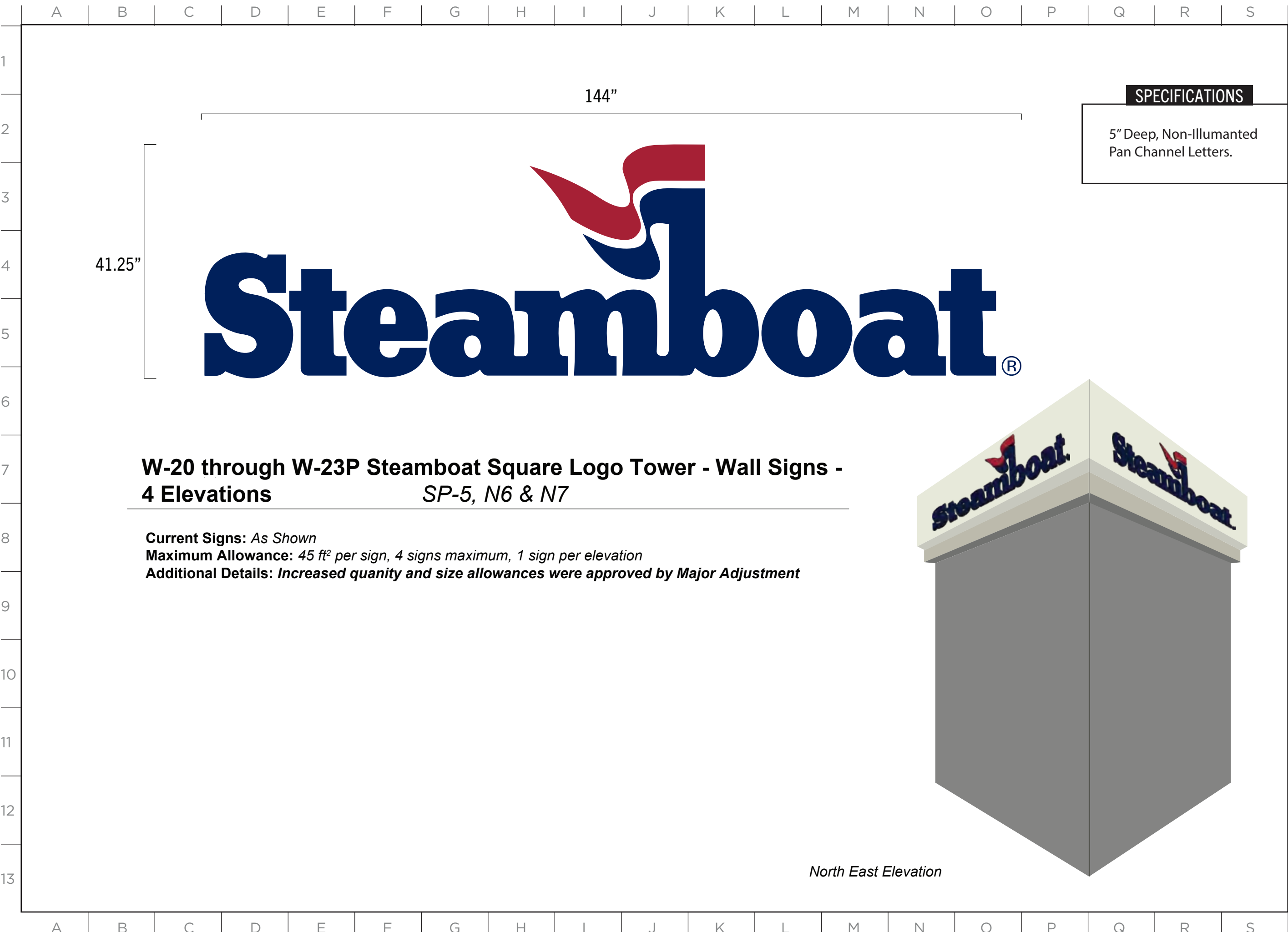
ISSUE DATE: 12/12/2024

DRAWN: CA REVIEWED:

MASTER SIGN PLAN
SPECIFICATION DRAWINGS

SHEET NUMBER

D-47



W-24 - The Grand Storage Wall Sign - East Elevation

SP-5, M5

Current Signs: *N/A - Future Allowance*
Maximum Allowance: 32 ft²
Additional Details: *Design and placement are subject to change.*

SPECIFICATIONS

FABRICATION SPECIFICATIONS
TBD

ISSUE DATE: 12/12/2024

DRAWN: CA REVIEWED: _____

MASTER SIGN PLAN
SPECIFICATION DRAWINGS

SHEET NUMBER

D-49

SPECIFICATIONS

4X4 BEETLE KILL PINE FRAME
WITH NATURAL FINISH STAIN.

MC NICHOLS PERFORATED
STEEL SHEET BACKER (39%
OPEN).

1.5" DIMENSIONAL ACRYLIC
LOGO.

MOUNTED TO WALL USING
CONCEALED FASTENERS AND
TOGGLE ANCHOR SYSTEM.

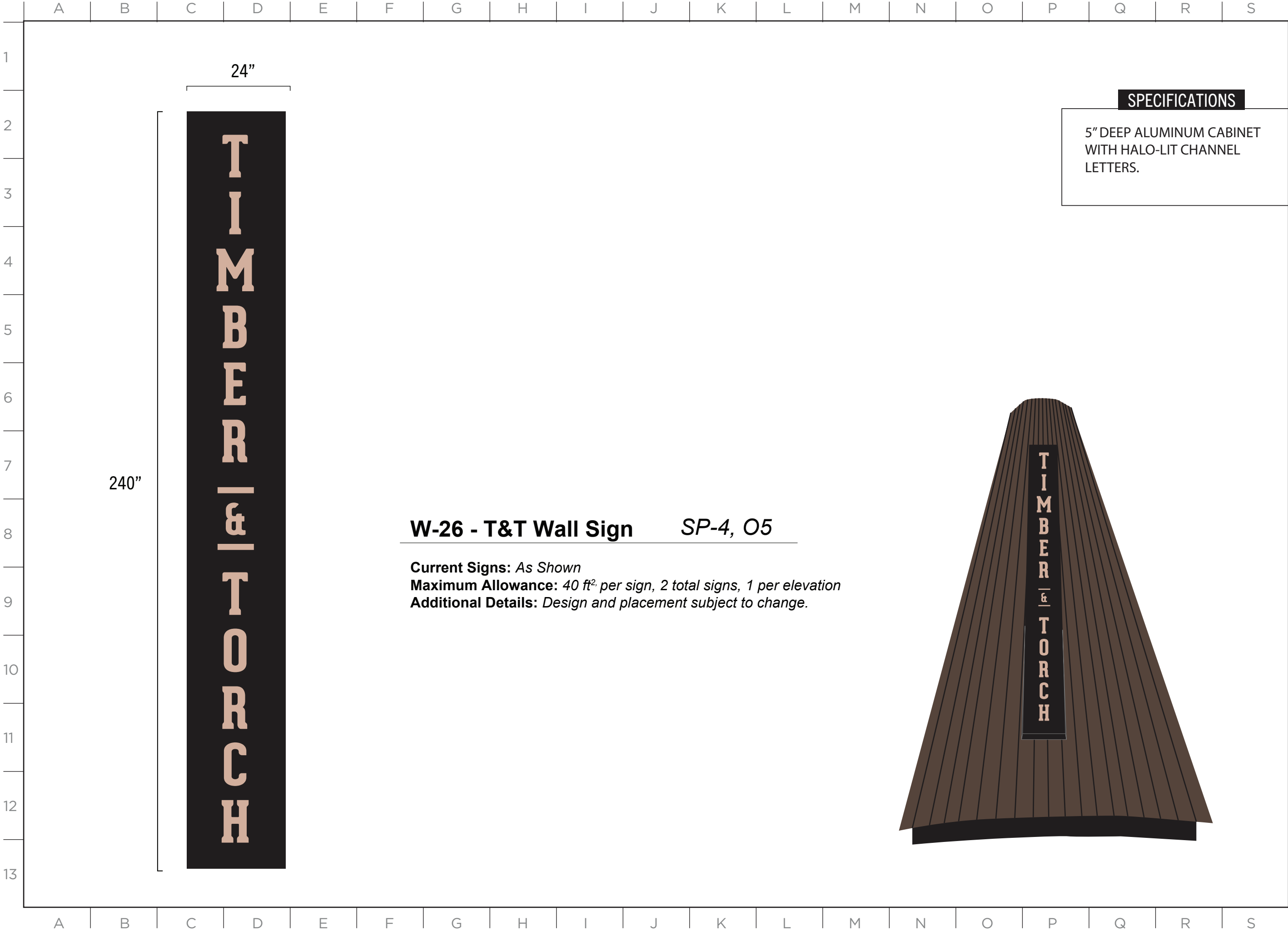
W-25- The Steamboat Store Wall Sign - East Elevation

SP-5, N4

Current Signs: *As Shown*
Maximum Allowance: 32 ft²
Additional Details: *Design and placement are subject to change.*

Revise maximum allowance to be
consistent with sign requested. Signs
shown will be signs allowed.






MASTER SIGN PLAN

W-27 - T&T Grill Wall Sign

SP-4, Q5

Current Signs: N/A - Future Allowance
Maximum Allowance: 20 ft² maximum
Additional Details: Design and placement are subject to change.

Revise maximum allowance to be consistent with sign requested. Signs shown will be signs allowed.



SPECIFICATIONS

14 GAUGE, 3" DEEP STEEL
CABINET WITH
SELF-ADHESIVE VINYL
GRAPHICS

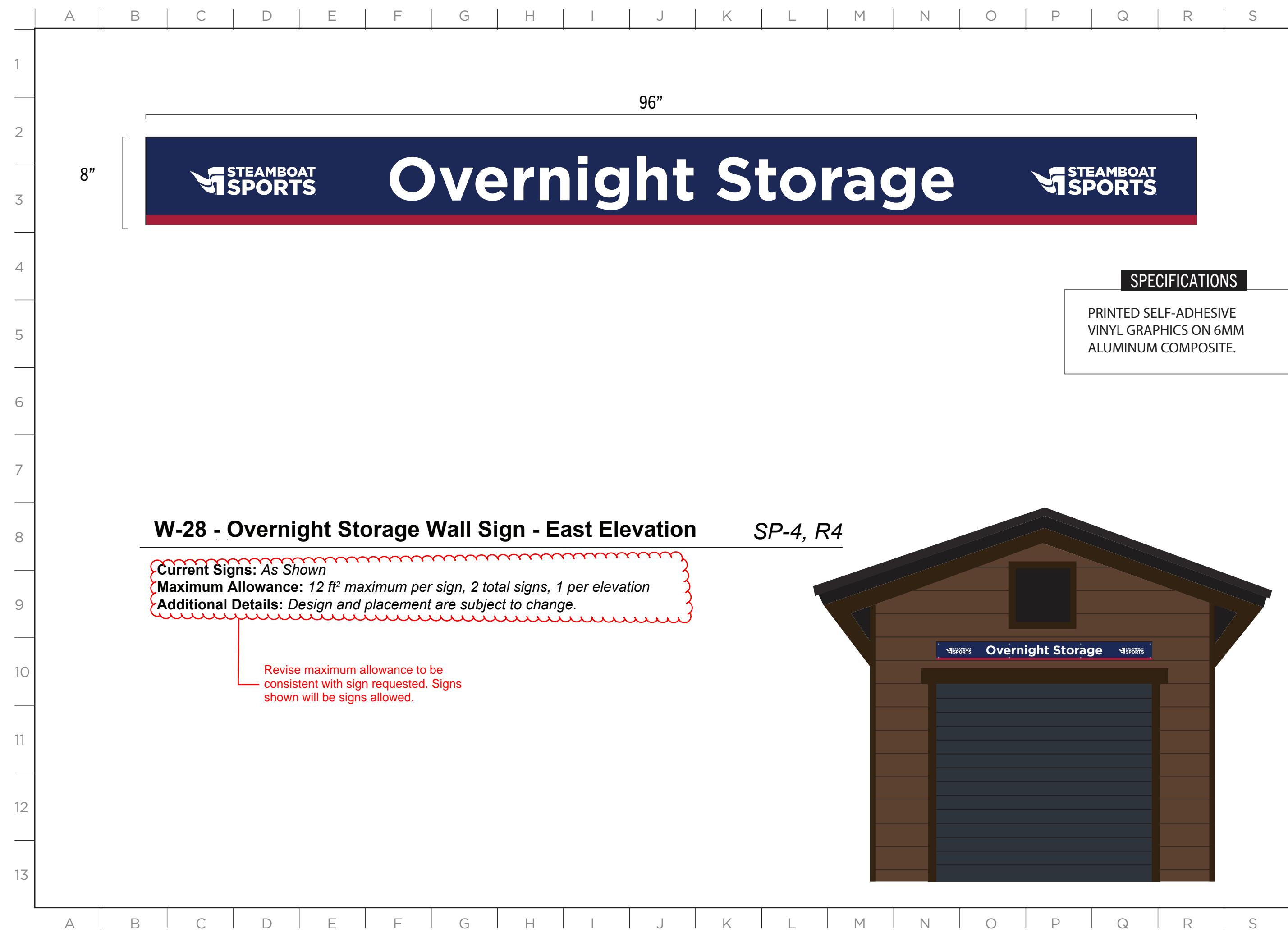
ISSUE DATE: 12/12/2024


DRAWN: CA REVIEWED:

MASTER SIGN PLAN
SPECIFICATION DRAWINGS

SHEET NUMBER

D-52





2305 Mt. Werner Circle
Steamboat Springs, CO 80487
(970) 817-5636

MASTER SIGN PLAN

ISSUE DATE: 12/12/2024

DRAWN: CA REVIEWED:

MASTER SIGN PLAN
ZONE 1 SPECIFICATIONS

SHEET NUMBER
D-53



SPECIFICATIONS

3" DEEP ALUMINUM CABINET
WITH PUSH THROUGH
ACRYLIC LOGO. INTERNALLY
ILLUMINATED.

W-29 - Steamboat Sports Sheraton Wall Sign - East Elevation

SP-4, Q3

Current Signs: *As Shown*
Maximum Allowance: *32 ft² maximum per sign, 3 total signs, 1 sign per elevation.*
Additional Details: *Design and placement are subject to change.*

Revise maximum allowance to be
consistent with sign requested. Signs
shown will be signs allowed.



East Elevation

ISSUE DATE: 12/12/2024

DRAWN: CA REVIEWED:

MASTER SIGN PLAN
SPECIFICATION DRAWINGS

SHEET NUMBER

D-54

ISSUE DATE: 12/12/2024

DRAWN: CA REVIEWED: _____

MASTER SIGN PLAN
SPECIFICATION DRAWINGS



SPECIFICATIONS

3" DEEP ALUMINUM CABINET
WITH PUSH THROUGH
ACRYLIC LOGO. INTERNALLY
ILLUMINATED.

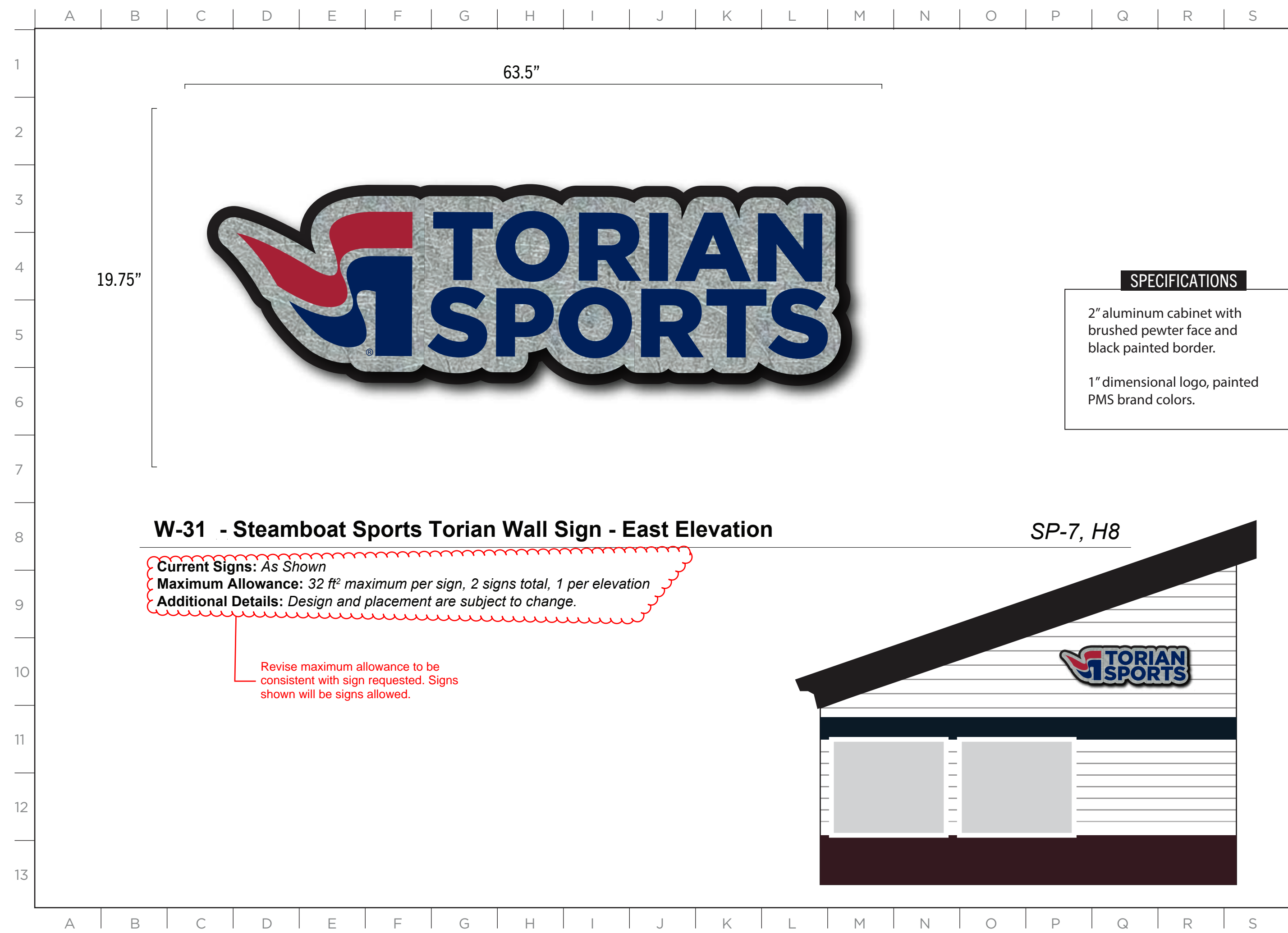
W-30 - Steamboat Sports Sheraton Wall Sign - South Elevation

SP-4, Q4

Current Signs: *As Shown*
Maximum Allowance: *40 ft² maximum per sign, 2 total signs, 1 sign per elevation.*
Additional Details: *Design and placement are subject to change.*

Revise maximum allowance to be
consistent with sign requested. Signs
shown will be signs allowed.






ISSUE DATE: 12/12/2024

DRAWN: CA REVIEWED:

MASTER SIGN PLAN
SPECIFICATION DRAWINGS





SPECIFICATIONS

SPECIFICATIONS TBD.

W-33 - Future Tenant Wall Sign - South Elevation (Secondary)

SP-7, 18

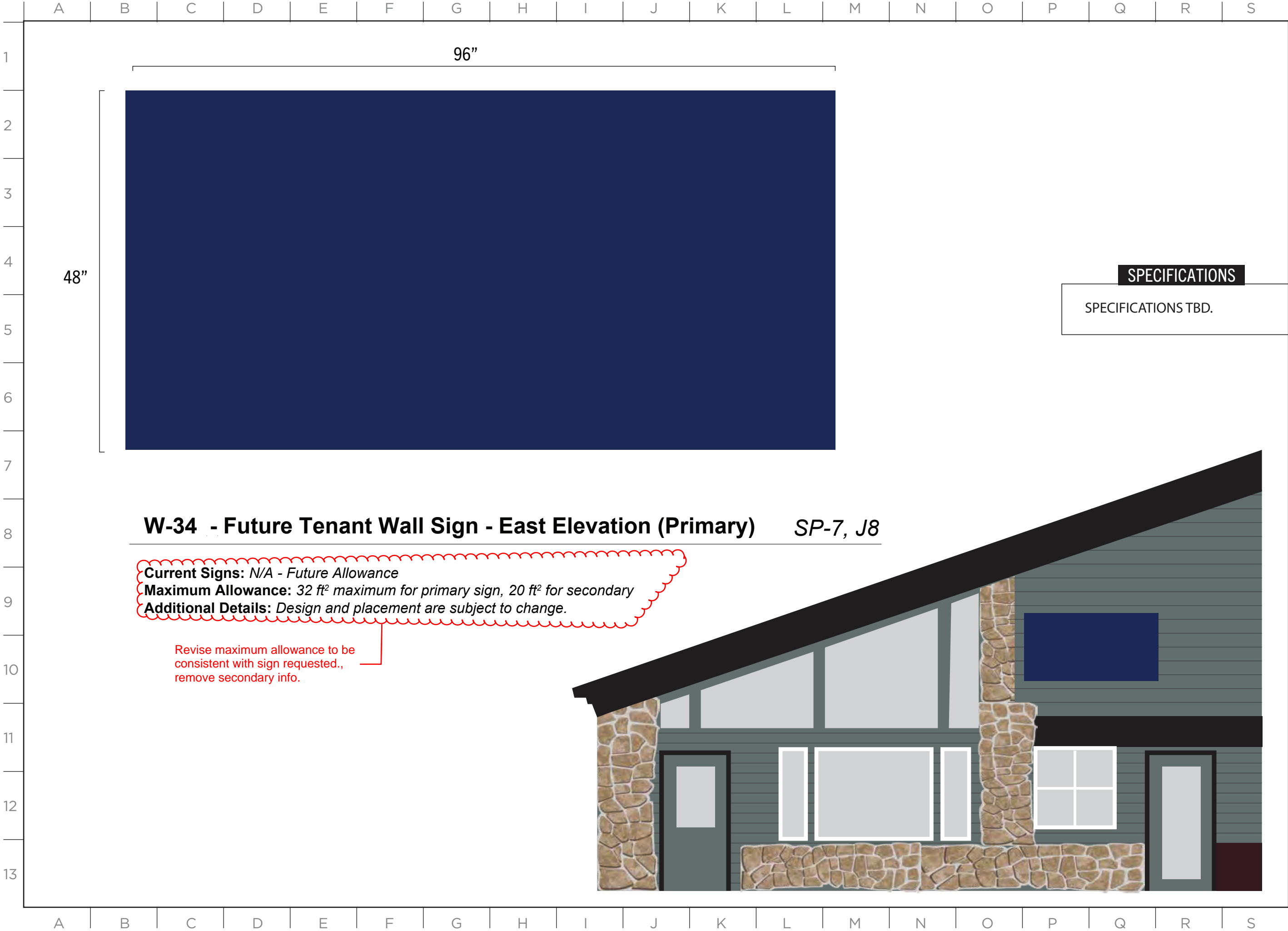
Current Signs: N/A - Future Allowance

Maximum Allowance: 32 ft² maximum for primary sign, 20 ft² for secondary

Additional Details: Design and placement are subject to change.

Revise maximum allowance to be consistent with sign requested.





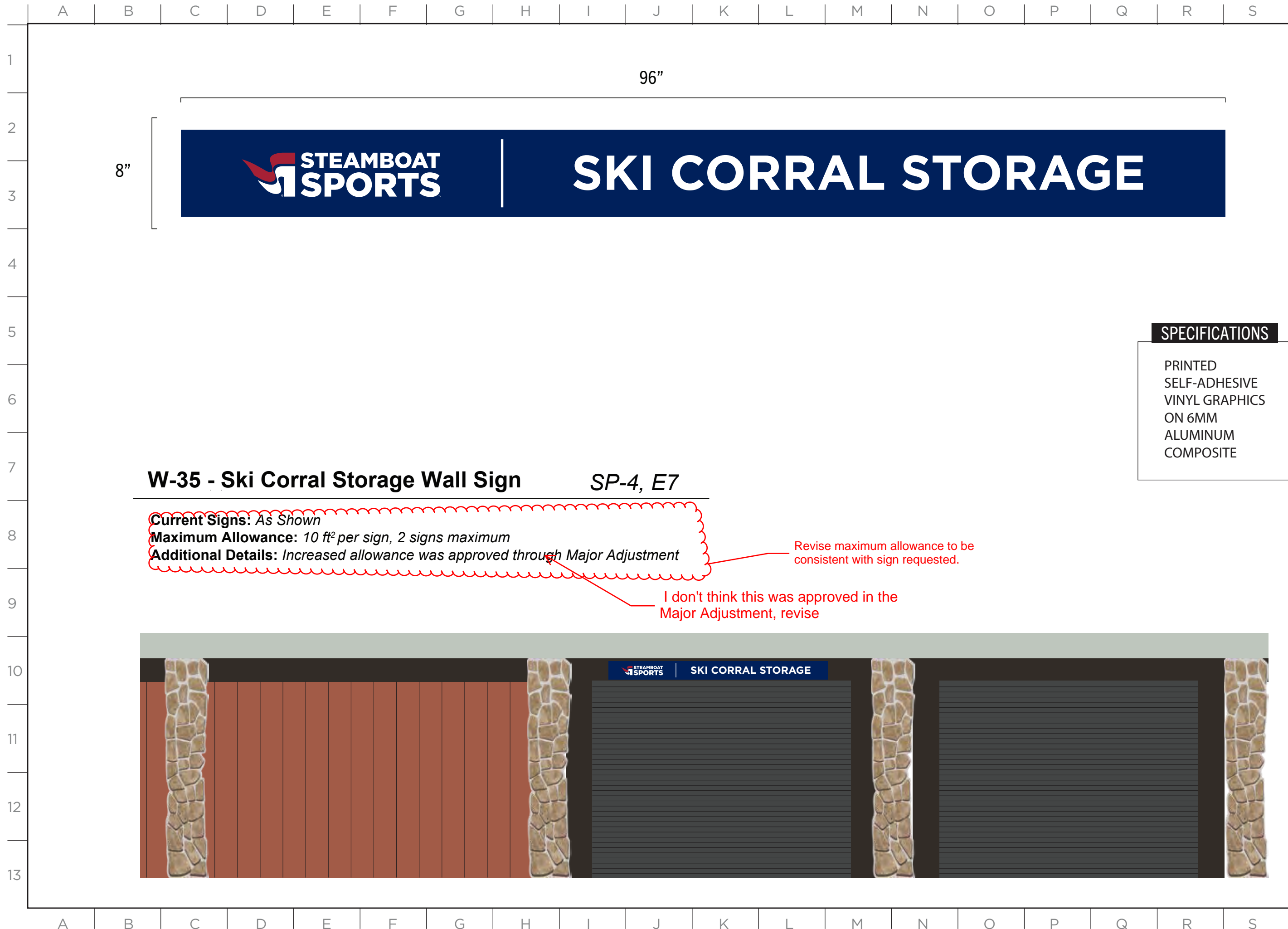
MASTER SIGN PLAN

ISSUE DATE: 12/12/2024

DRAWN: CA REVIEWED: _____

MASTER SIGN PLAN
SPECIFICATION DRAWINGS

SHEET NUMBER
D-59

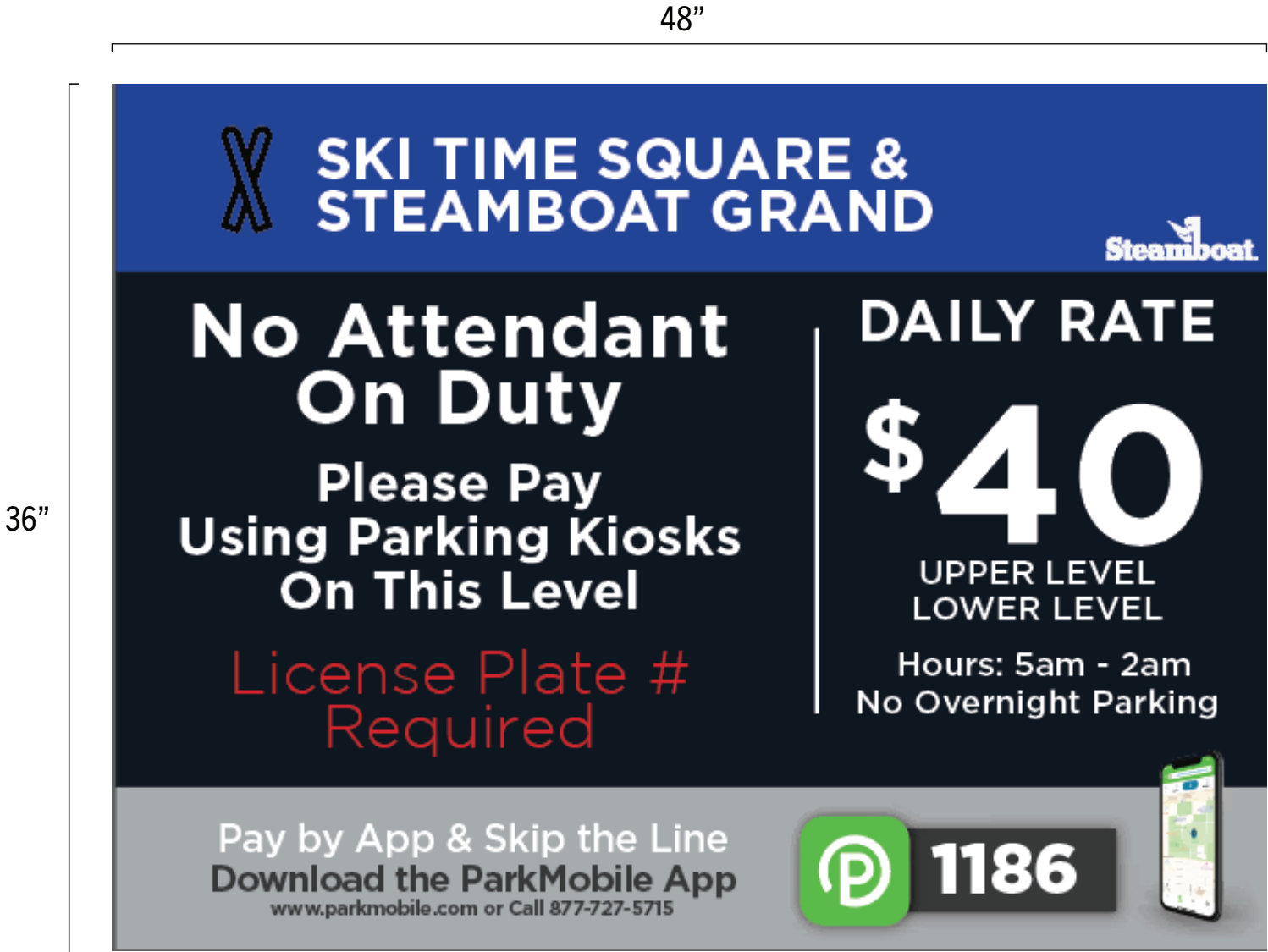


SPECIFICATIONS

PRINTED
SELF-ADHESIVE
VINYL GRAPHICS
ON 6MM
ALUMINUM
COMPOSITE



MASTER SIGN PLAN



SPECIFICATIONS

PRINTED SELF-ADHSEIVE VINYL GRAPHICS ON 6MM ALUMINUM COMPOSITE, MOUNTED TO CONCRETE WALL WITH CONCRETE ANCHORS



W-37 Parking Rates - Ski Time Square & Steamboat Grand Parking SP-8, L7

Current Signs: *As Shown*
Maximum Allowance: *40 ft² per sign, 2 signs maximum, 1 sign per elevation*
Additional Details: *Design and placement subject to change*

Revise maximum allowance to be consistent with sign requested.

ISSUE DATE: 12/12/2024

DRAWN: CA REVIEWED: _____

MASTER SIGN PLAN
SPECIFICATIONS

SPECIFICATIONS

PRINTED SELF-ADHESIVE
VINYL GRAPHICS.

MASTER SIGN PLAN

108"
12"
CREEKSIDE

7 W-38: Creekside Dimensional Lettering SP-4, P12

Current Sign: As shown
Maximum Allowance: 20 ft²
Additional Details:..Design and placement are subject to change.

Revise maximum allowance to be
consistent with sign requested.



ISSUE DATE: 12/12/2024

DRAWN: CA REVIEWED:

MASTER SIGN PLAN
SPECIFICATION DRAWINGS

SHEET NUMBER

D-63

MASTER SIGN PLAN

ISSUE DATE: 12/12/2024

DRAWN: CA REVIEWED: _____

MASTER SIGN PLAN
SPECIFICATION DRAWINGS

SHEET NUMBER
D-64



PR-1,2,3: Creek Side Projecting SP-4, G13 through I11

Current Sign: As shown
Maximum Allowance: 10 ft² per sign, 3 total signs
Additional Details: Design and placement are subject to change.

Revise maximum allowance to be consistent with sign requested.

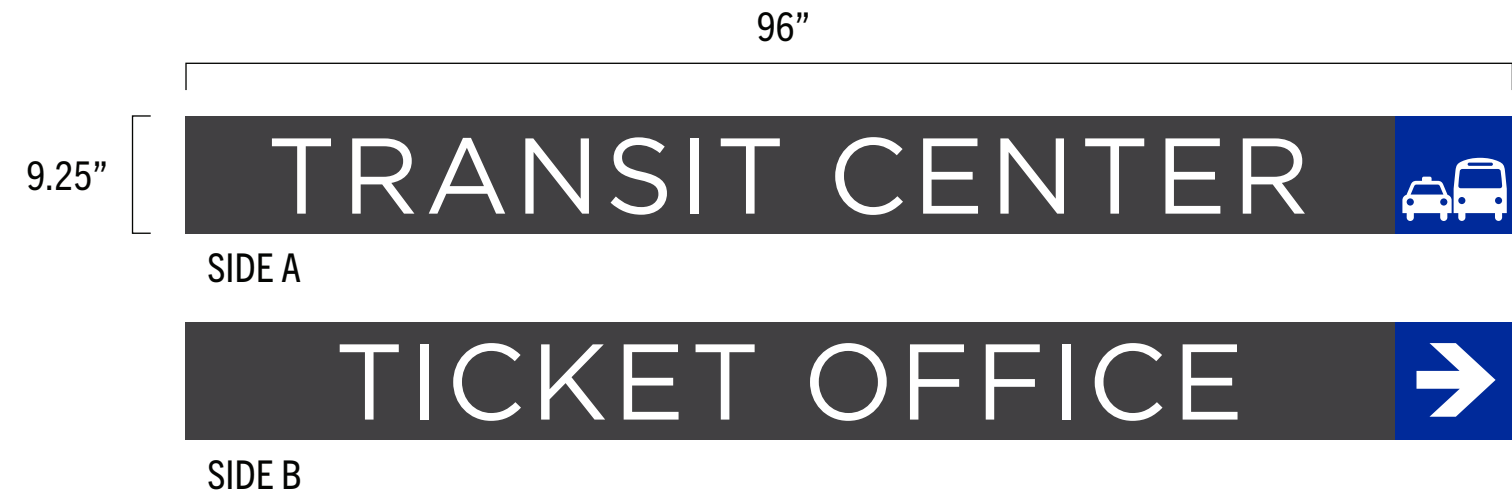



	A	B	C	D	E	F	G	H	I	J	K	L	M	N	O	P	Q	R	S
1																			
2																			
3																			
4																			
5																			
6																			
7																			
8																			
9																			
10																			
11																			
12																			
13																			




PR-4: Steamboat Square Wayfinding *SP-6, P10*

Current Sign: *As shown*
Maximum Allowance: *10 total projecting wayfinding signs (Includes 2 existing and 8 future)*
Maximum of 16 ft² - Double Sided Allowed
Additional Details: *Design and placement are subject to change.*



PR-5: Steamboat Square Wayfinding *SP-4, D8*

Current Sign: *As shown*
Maximum Allowance: *10 total projecting wayfinding signs (Includes 2 existing and 8 future)*
Maximum of 16 ft² - Double Sided Allowed
Additional Details: *Design and placement are subject to change.*



SPECIFICATIONS

3" DEEP ALUMINUM
CABINET WITH
DIMENSIONAL LOGOS
AND LETTERS

MASTER SIGN PLAN



TICKET OFFICE

SPECIFICATIONS

2" DEEP ALUMINUM CONSTRUCTED
REVERSE-PAN CHANNEL LETTERS,
NON-ILLUMINATED WITH GALVANIZED
FINISH.


LETTERS FASTENED TO METAL FRAME
AND HUNG FROM CANOPY.

PR-6 & PR-7: Ticket Office Entrance Signs

SP-3, H7 & H8

Current Sign: *As shown*
Maximum Allowance: *2 projecting signs*
Maximum of 20 ft² per sign
Additional Details: *Design and placement are subject to change.*

Revise maximum allowance to be consistent
with sign requested. These would be
considered wall signs, not projecting, please
revise.



WEST ELEVATION



NORTH ELEVATION

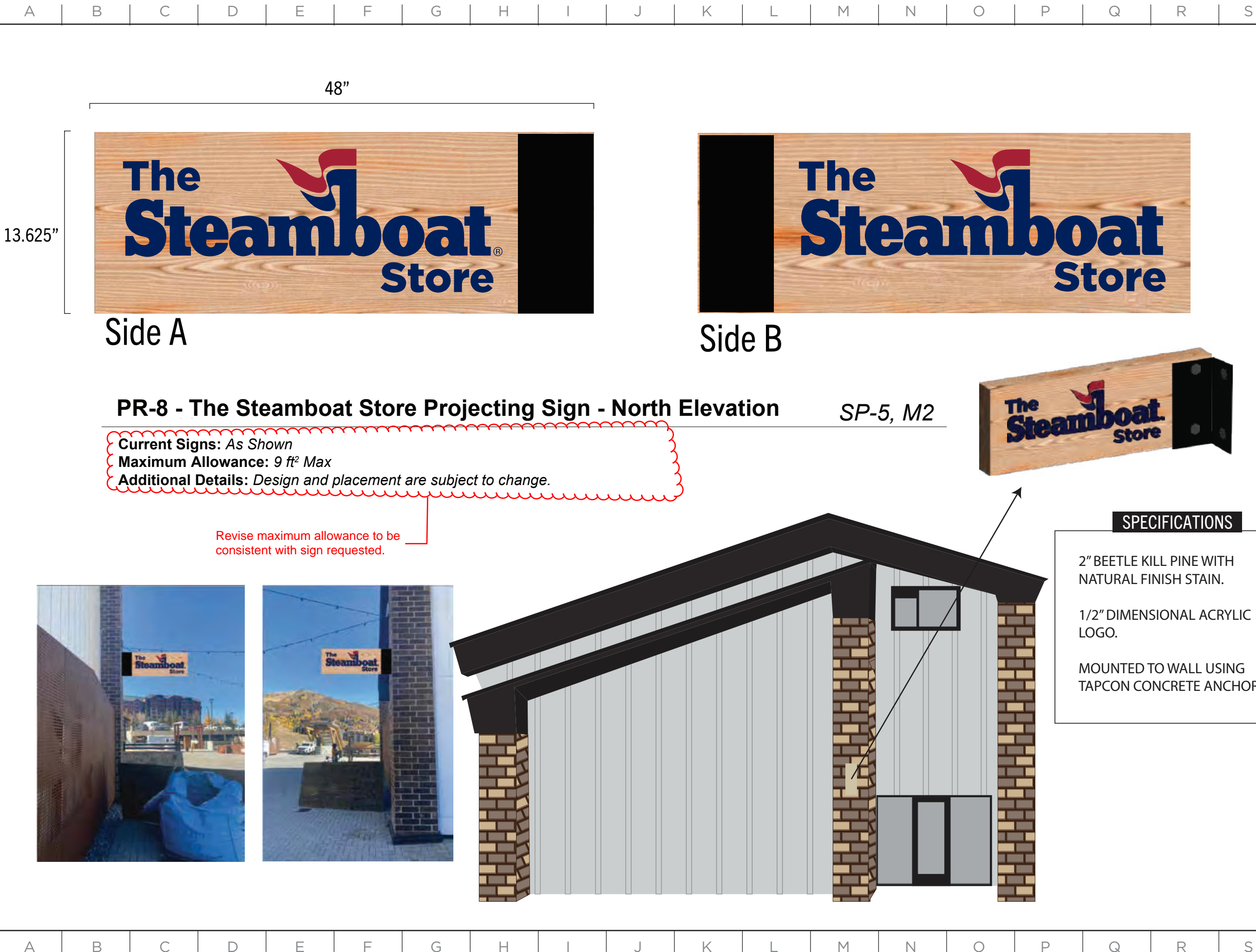
ISSUE DATE: 12/12/2024

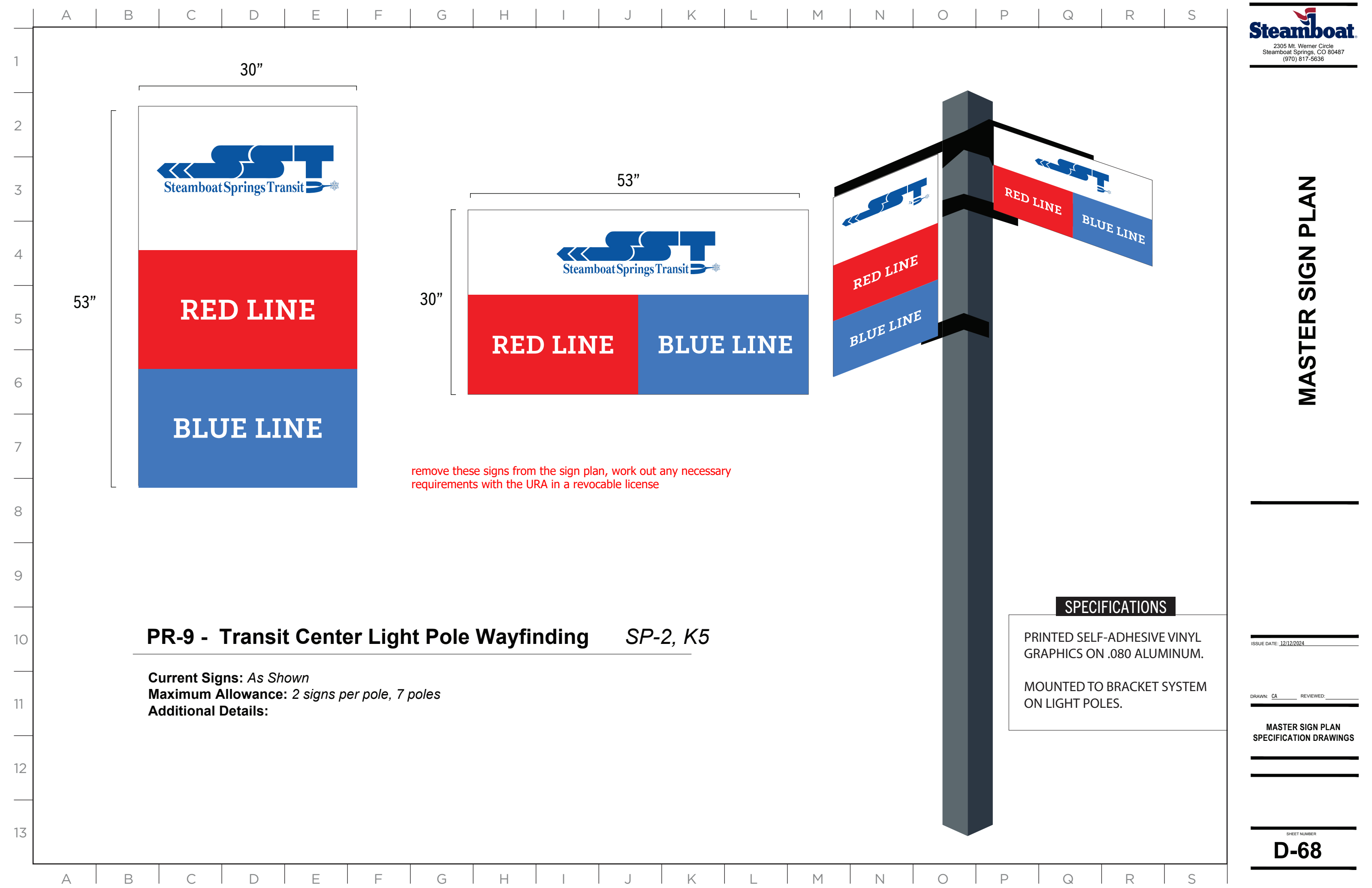
DRAWN: CA REVIEWED:

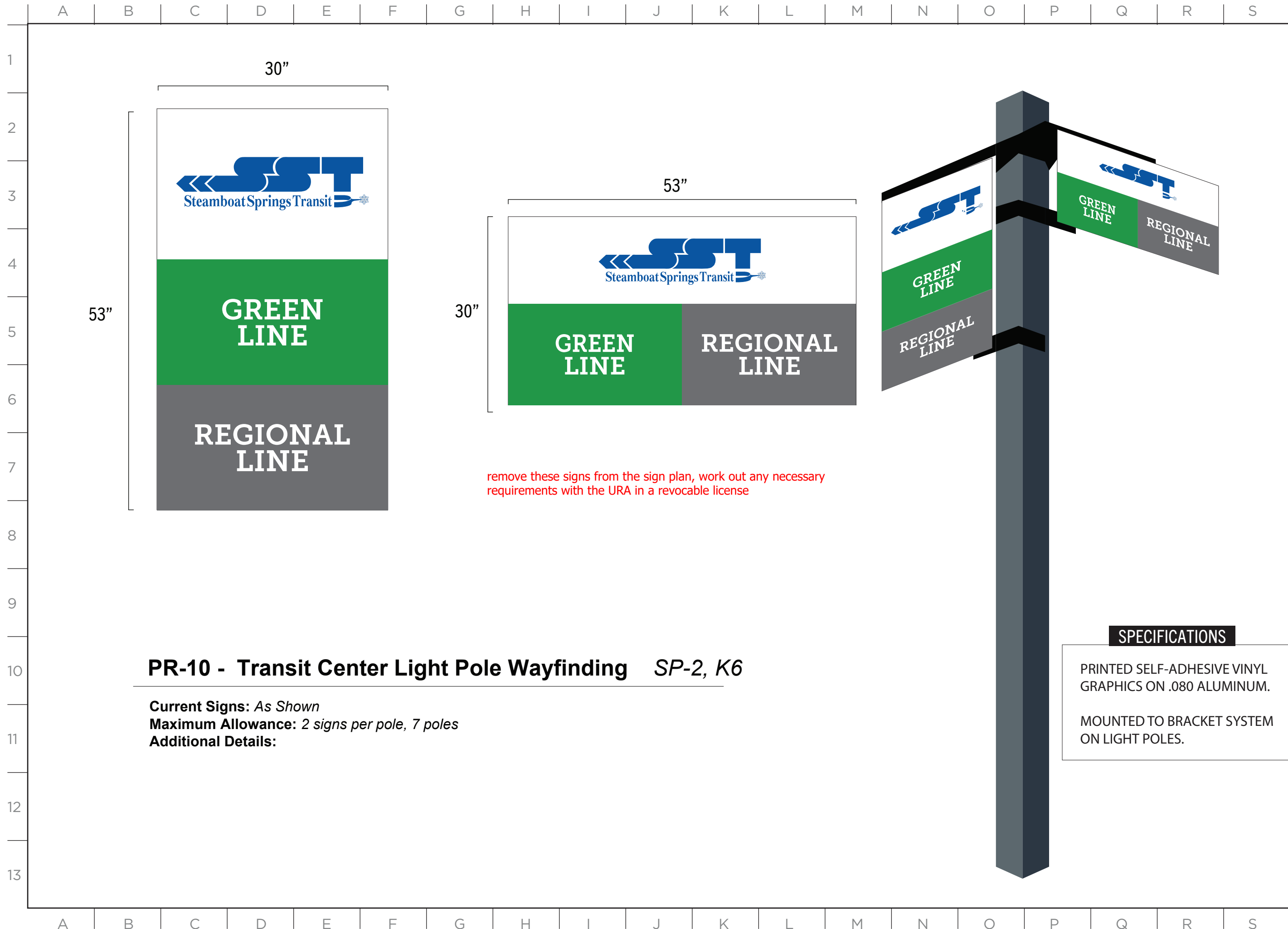
MASTER SIGN PLAN
SPECIFICATION DRAWINGS

SHEET NUMBER

D-66







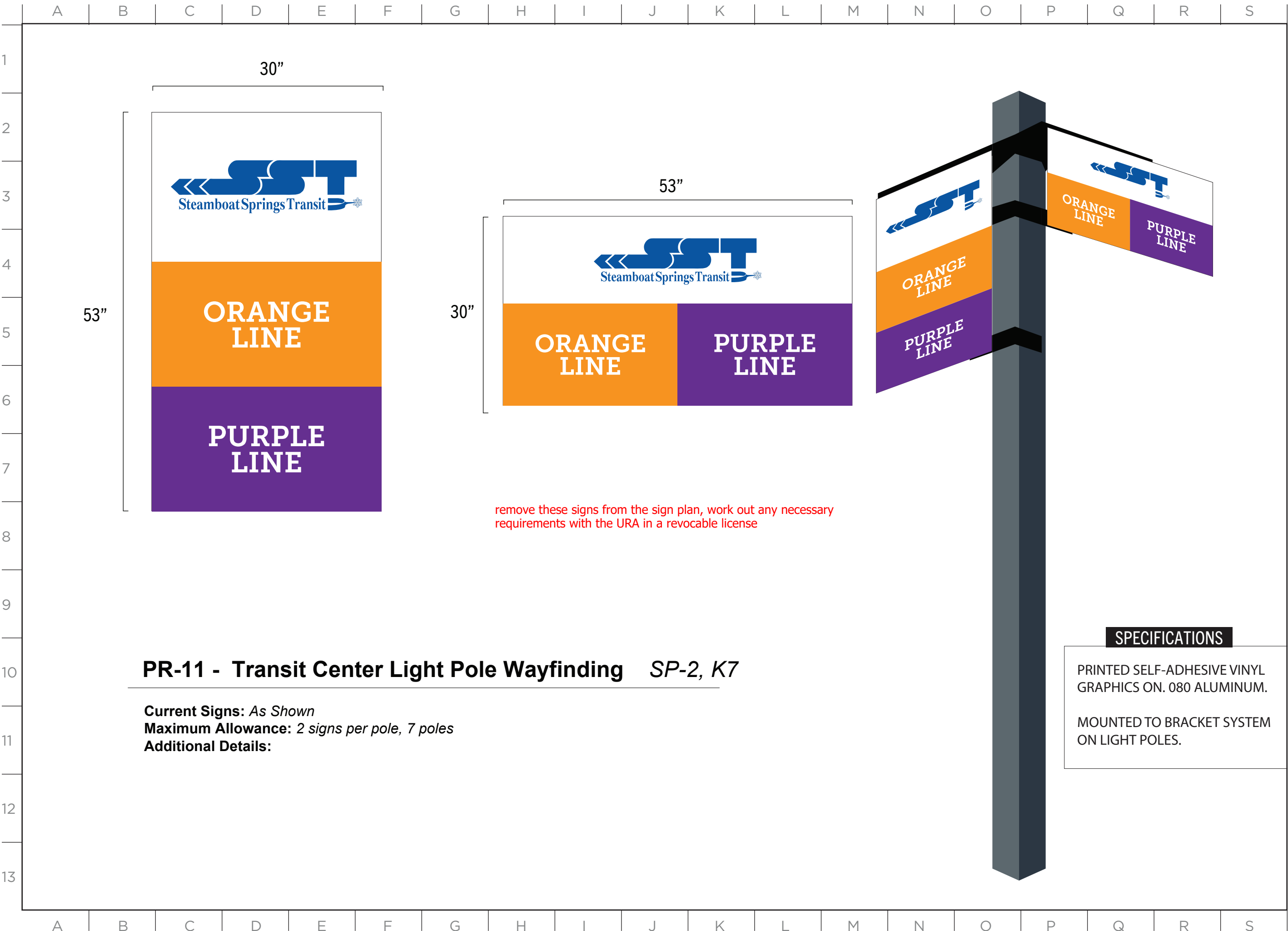
PR-10 - Transit Center Light Pole Wayfinding SP-2, K6

Current Signs: As Shown
Maximum Allowance: 2 signs per pole, 7 poles
Additional Details:

SPECIFICATIONS

PRINTED SELF-ADHESIVE VINYL
GRAPHICS ON .080 ALUMINUM.

MOUNTED TO BRACKET SYSTEM
ON LIGHT POLES.



MASTER SIGN PLAN

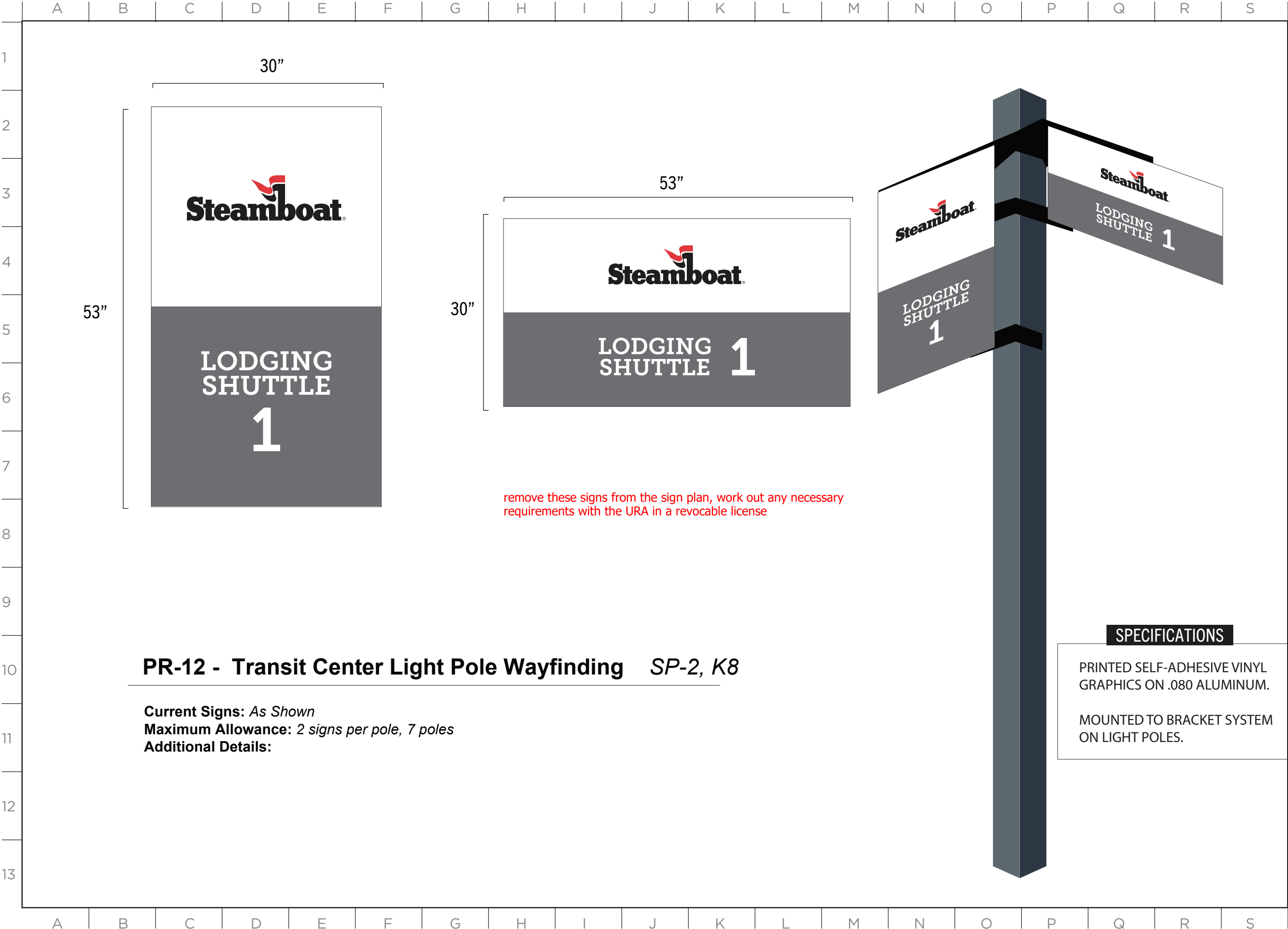
ISSUE DATE: 12/12/2024

DRAWN: CA REVIEWED:

MASTER SIGN PLAN
SPECIFICATION DRAWINGS

SHEET NUMBER

D-70

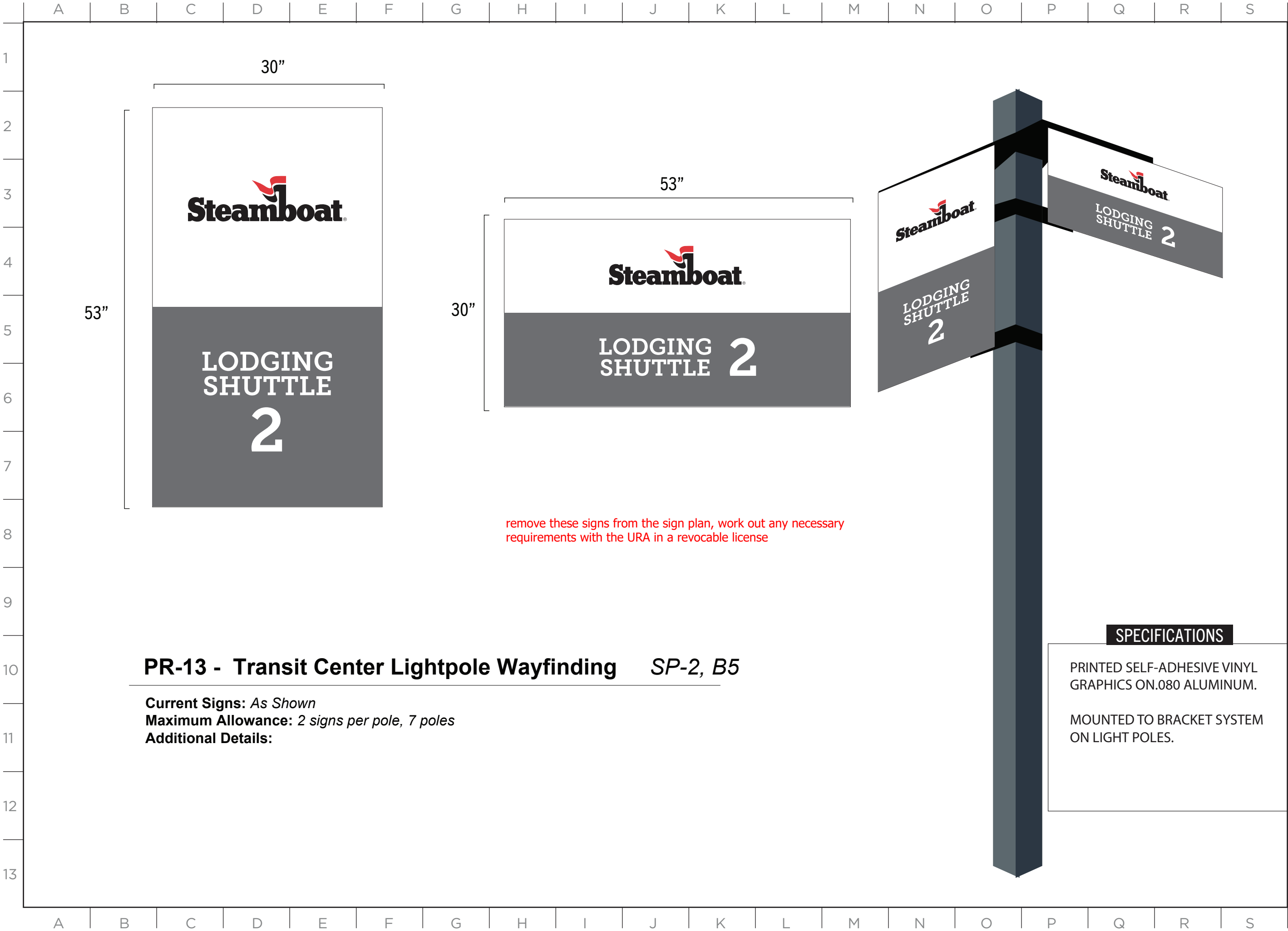


MASTER SIGN PLAN

ISSUE DATE: 12/12/2024

DRAWN: CA REVIEWED: _____

MASTER SIGN PLAN
ZONE 1 SPECIFICATIONS



MASTER SIGN PLAN

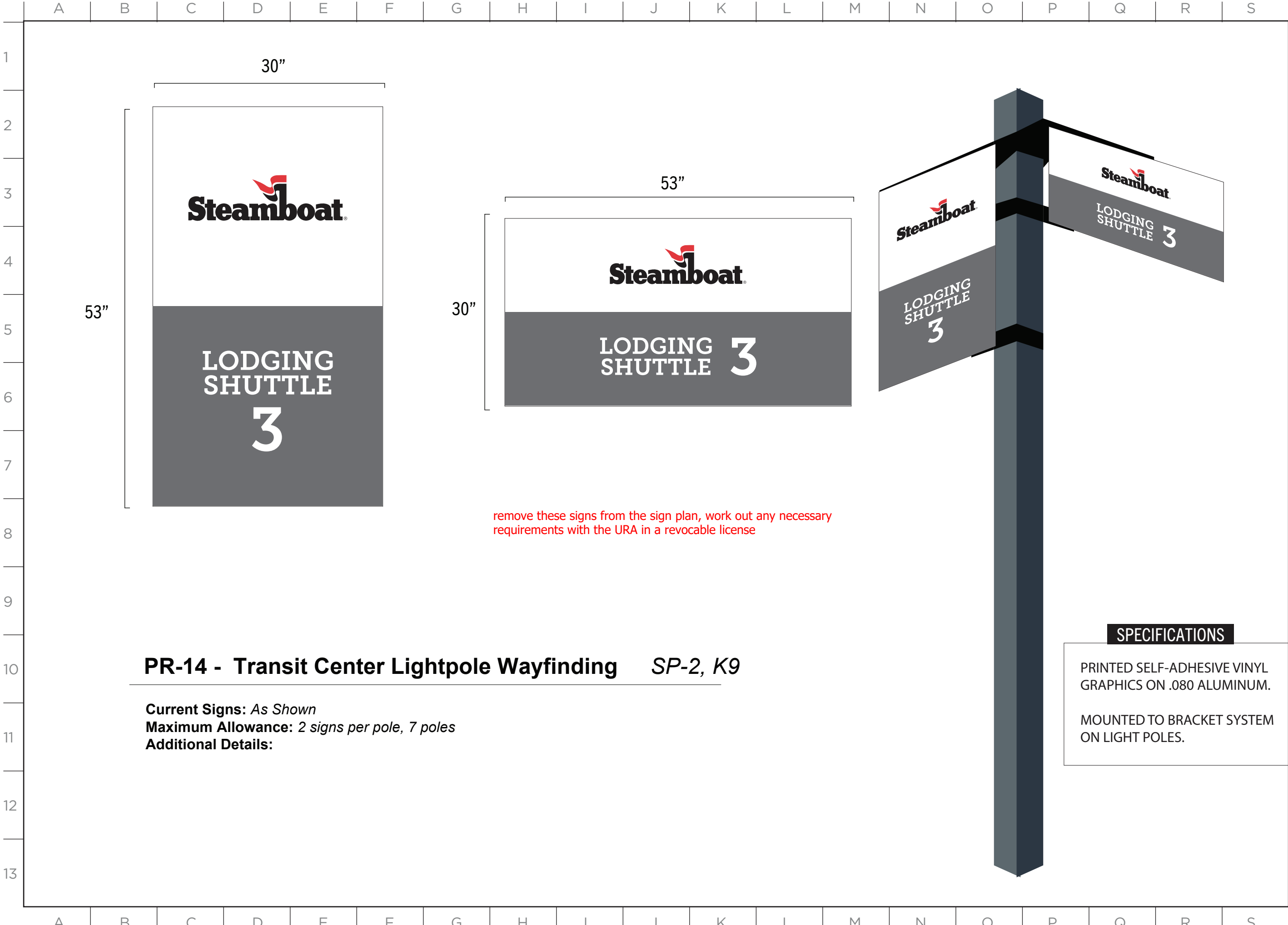
ISSUE DATE: 12/12/2024

DRAWN: CA REVIEWED:

MASTER SIGN PLAN
ZONE 1 SPECIFICATIONS

SHEET NUMBER

D-72



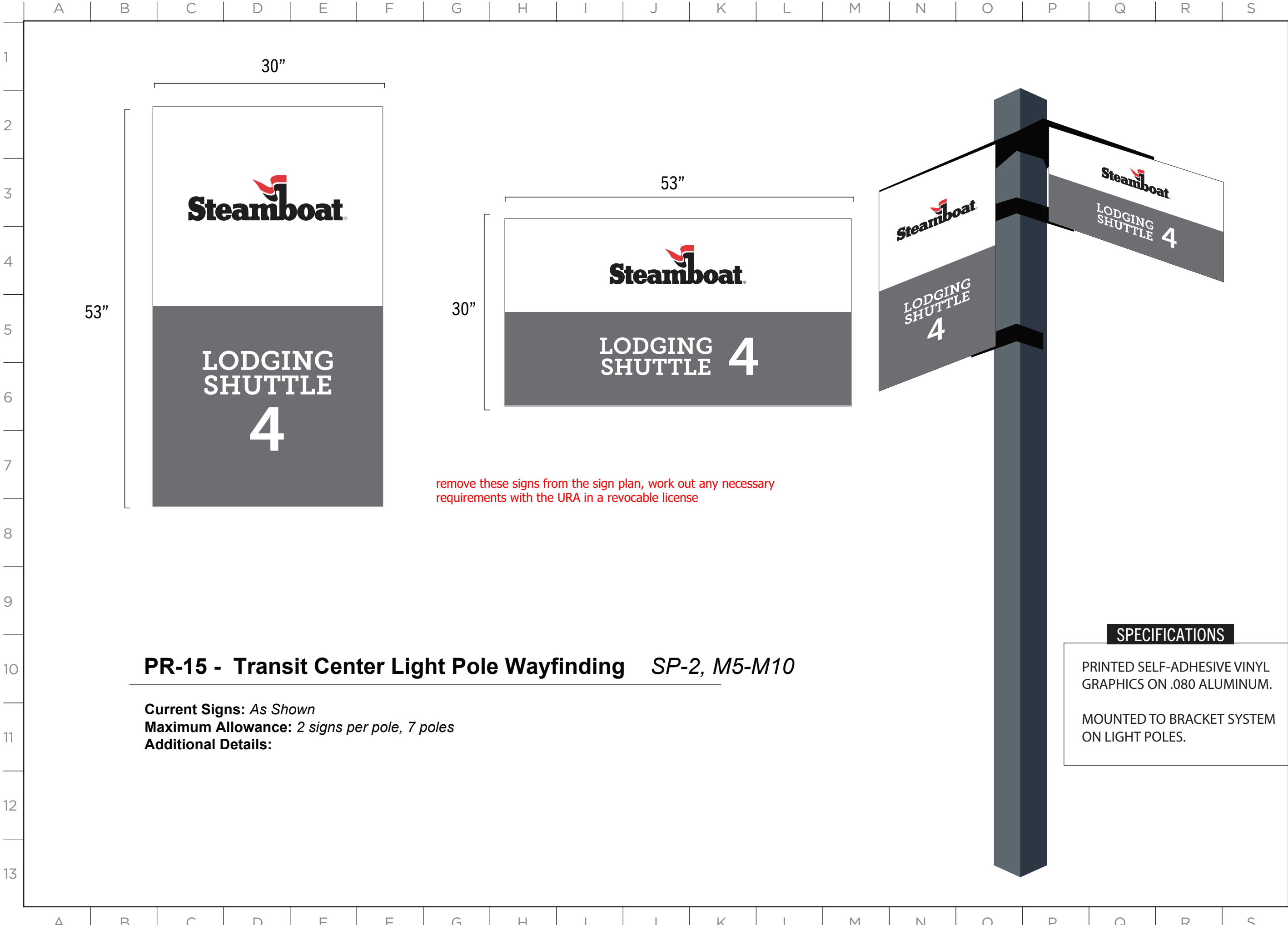
PR-14 - Transit Center Lightpole Wayfinding *SP-2, K9*

Current Signs: *As Shown*
Maximum Allowance: *2 signs per pole, 7 poles*
Additional Details:

SPECIFICATIONS

PRINTED SELF-ADHESIVE VINYL
GRAPHICS ON .080 ALUMINUM.

MOUNTED TO BRACKET SYSTEM
ON LIGHT POLES.

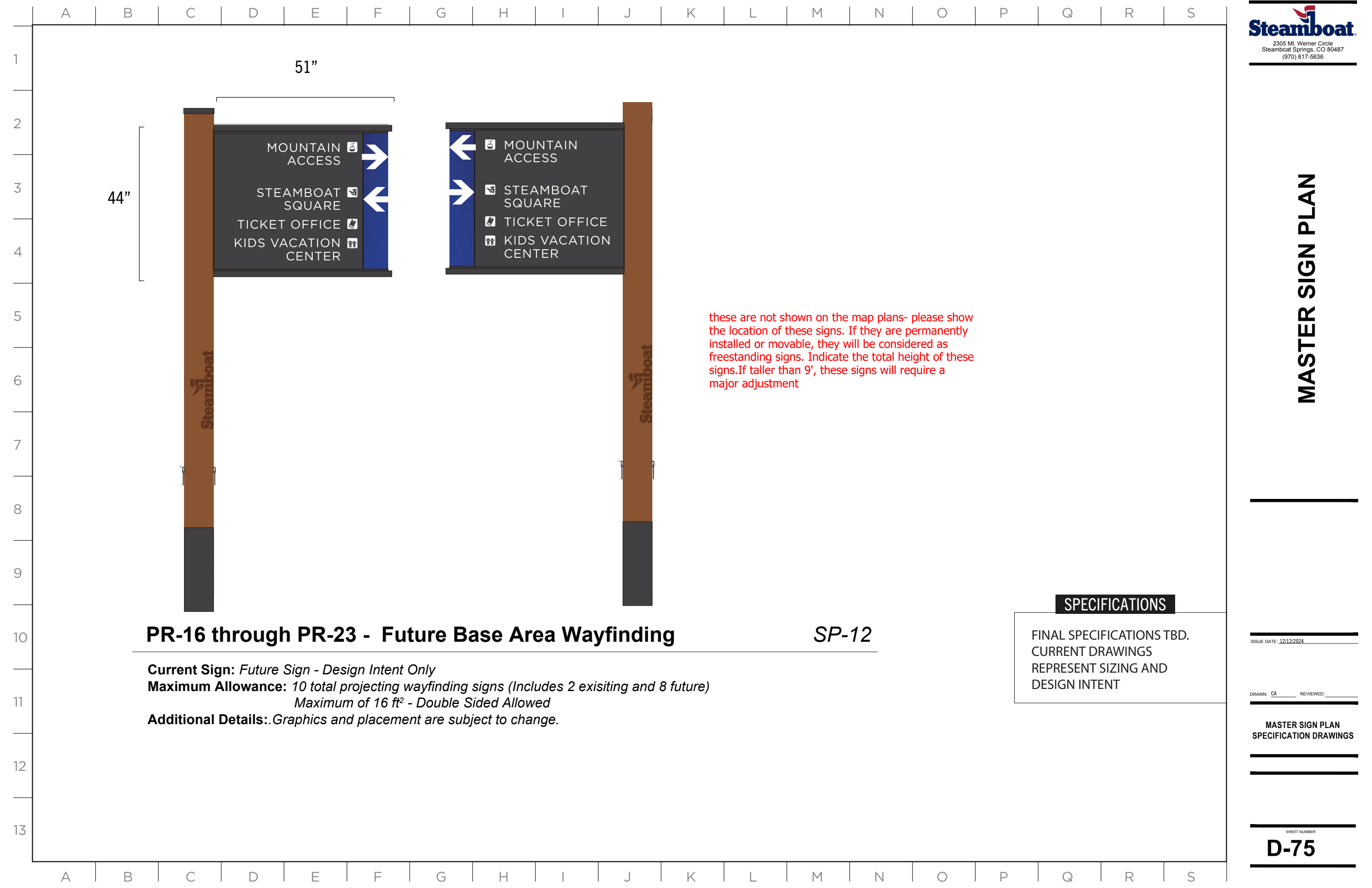


MASTER SIGN PLAN

ISSUE DATE: 12/12/2024

DRAWN: CA REVIEWED:

MASTER SIGN PLAN
SPECIFICATION DRAWINGS





FS-1: Steamboat Square Wayfinding


SP-5, L10

Current Sign: As shown
Maximum Allowance: 10 total free-standing wayfinding signs (Includes FS 1-10)
Additional Details: Graphics and placement are subject to change.

FS-2,3,4: Steamboat Square Wayfinding

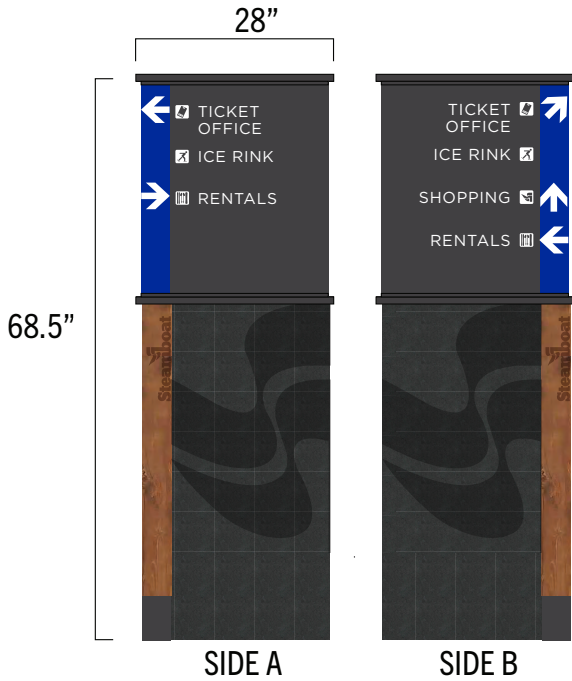
SP-6, K8 : SP-4, O8 & R8

Current Sign: As shown
Maximum Allowance: 10 total free-standing wayfinding signs (Includes FS 1-10)
Additional Details: Graphics and placement are subject to change.



FS-5: Steamboat Square WayfindingSP-5, L10

Current Sign: As shown
Maximum Allowance: 10 total free-standing wayfinding signs (Includes FS 1-10)
Additional Details:.Graphics and placement are subject to change.



FS-6: Steamboat Square WayfindingSP-5, 113

Current Sign: As shown
Maximum Allowance: 10 total free-standing wayfinding signs (Includes FS 1-10)
Additional Details:.Graphics and placement are subject to change.

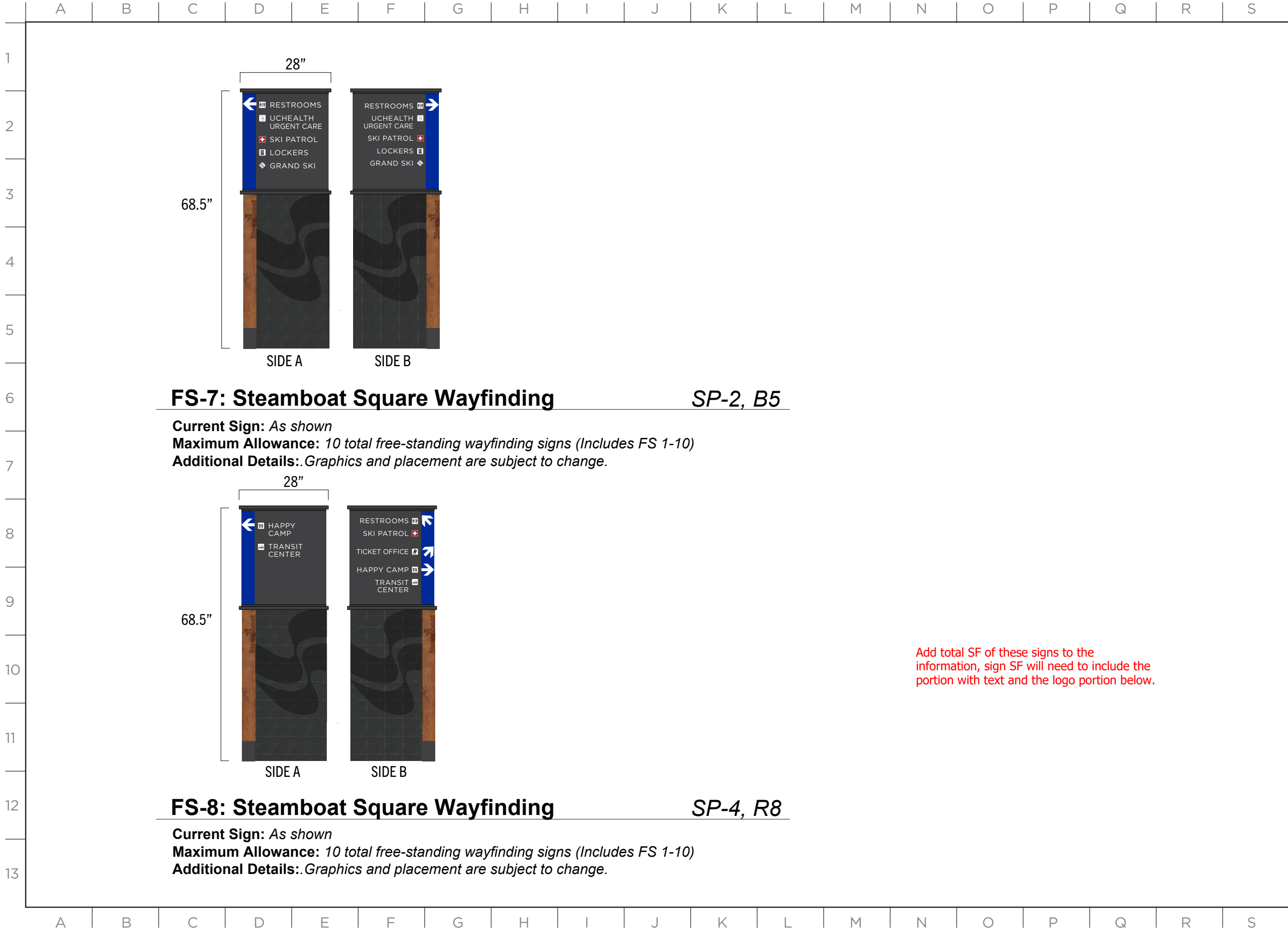
Add total SF of these signs to the information, sign SF will need to include the portion with text and the logo portion below.

ISSUE DATE: 12/12/2024

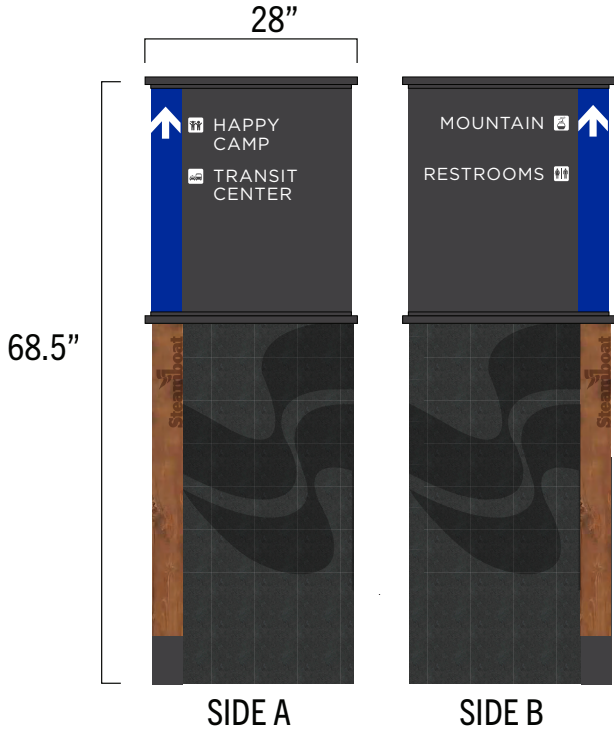
DRAWN: CA REVIEWED:

MASTER SIGN PLAN
SPECIFICATION DRAWINGS

SHEET NUMBER
D-77



Add total SF of these signs to the information, sign SF will need to include the portion with text and the logo portion below.



Add total SF of these signs to the information, sign SF will need to include the portion with text and the logo portion below.

FS-9: Steamboat Square Wayfinding

SP-4, M8

Current Sign: As shown

Maximum Allowance: 10 total free-standing wayfinding signs (Includes FS 1-10)

Additional Details: Graphics and placement are subject to change.



Add total height to this sign, from the top of sign to the walkway.

Add total SF of these signs to the information, sign SF will need to include the portion with text and the logo portion below.

FS-10: Steamboat Square Wayfinding

SP-6, P10

Current Sign: As shown

Maximum Allowance: 10 total free-standing wayfinding signs (Includes FS 1-10)

Additional Details: Graphics and placement are subject to change.



ISSUE DATE: 12/12/2024

DRAWN: CA REVIEWED:

MASTER SIGN PLAN
SPECIFICATION DRAWINGS

SHEET NUMBER

D-79



SPECIFICATIONS

BEETLE KILL PINE WOOD CONSTRUCTION
WITH DARK OAK STAIN.

TICKET KIOSKS MOUNTED TO WOOD
PLATFORM.

GRAPHICS MADE UP OF PRINTED VINYL
GRAPHICS ON 3MM ALUMINUM COM-
POSITE. SIGNS ARE MOUNTED TO WOOD
STRUCTURE THROUGH THE USE OF 1"
STANDOFFS

FS-11 & FS-12 : Ticket Pickup Kiosk - Double Version SP-4, J11 & R3

Current Sign: As Shown
Maximum Allowance: 5 free-standing kiosks with signage (Includes 2 existing and 3 future structures)
Additional Details: Graphics and placement are subject to change.

ISSUE DATE: 12/12/2024

DRAWN: CA REVIEWED: _____

MASTER SIGN PLAN
SPECIFICATION DRAWINGS

SHEET NUMBER

D-80



FS-13: Ticket Pickup Kiosk - Triple Version

Current Sign: As Shown
Maximum Allowance: 3 free-standing kiosks with signage (Includes 1 existing and 2 future structures)
Additional Details: Graphics and placement are subject to change.

SP-4, J10

MASTER SIGN PLAN

ISSUE DATE: 12/12/2024

DRAWN: CA REVIEWED: _____

MASTER SIGN PLAN
SPECIFICATION DRAWINGS






MASTER SIGN PLAN

ISSUE DATE: 12/12/2024

DRAWN: CA REVIEWED: _____

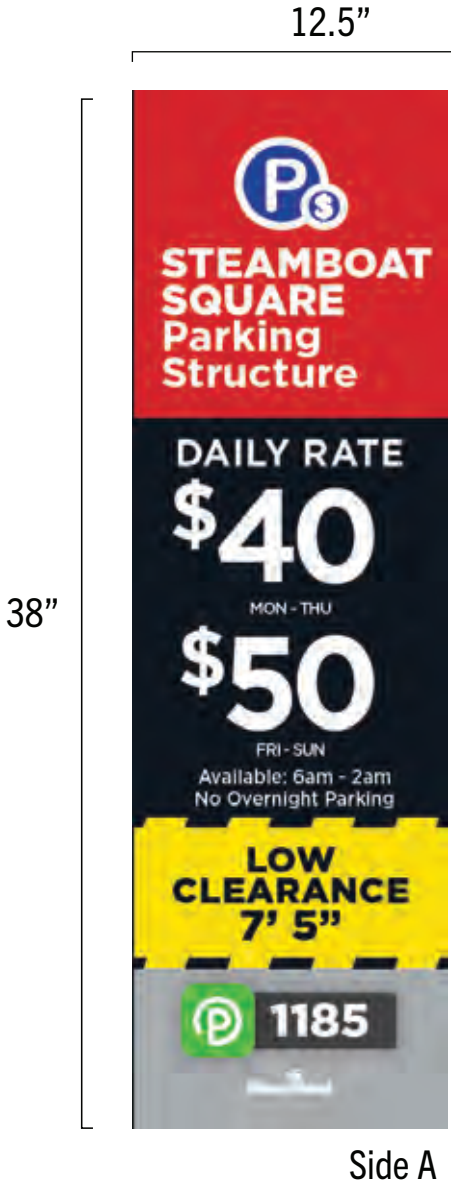
MASTER SIGN PLAN
SPECIFICATION DRAWINGS



MASTER SIGN PLAN

SPECIFICATIONS

PRINTED SELF-ADHESIVE
VINYL GRAPHICS ON
6MM ALUMINUM
COMPOSITE, MOUNTED
TO WOOD POST.



FS-27 Parking Rates - Steamboat Square Parking

SP-6, A6

Current Signs: As Shown
Maximum Allowance: 6 ft² per sign, 2 signs maximum
Additional Details: Design and placement subject to change

Revise maximum allowance to be
consistent with sign requested.



ISSUE DATE: 12/12/2024

DRAWN: CA REVIEWED:

MASTER SIGN PLAN
SPECIFICATION DRAWINGS

MASTER SIGN PLAN

SPECIFICATIONS

4X6 TIMBER CONSTRUCTION, DARK OAK STAINED.

INSERTS ARE PRINTED SELF-ADHESIVE VINYL GRAPHICS ON 3MM ALUMINUM COMPOSITE.

ISSUE DATE: 12/12/2024

DRAWN: CA REVIEWED:

MASTER SIGN PLAN
SPECIFICATION DRAWINGS

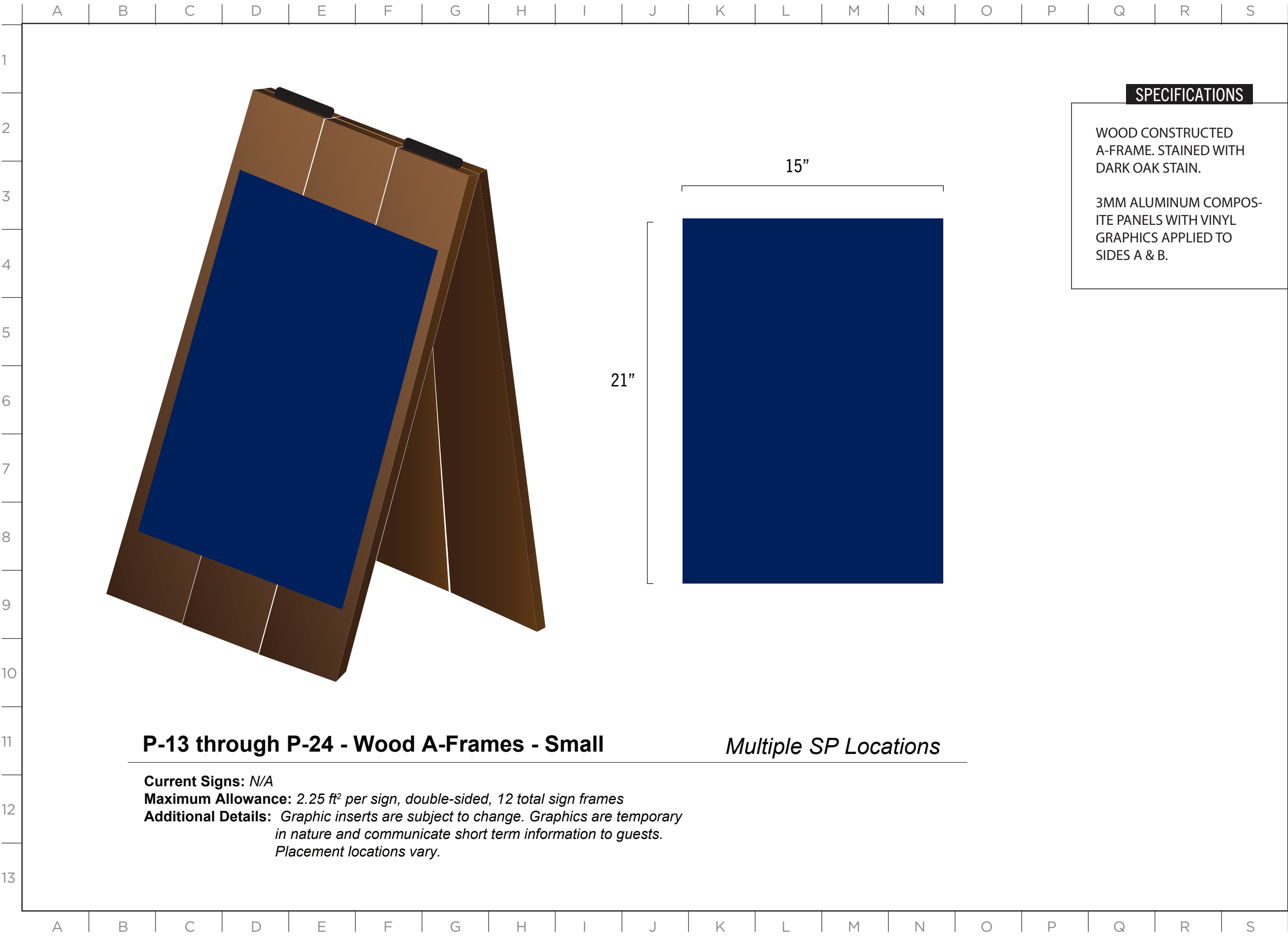
SHEET NUMBER

D-86

P-1 through P-12 Steamboat Square Logo Tower - Wood Slide Ins

Multiple SP locations

Current Signs: N/A
Maximum Allowance: 6 ft² per sign, double-sided, 12 total sign frames
Additional Details: Graphic inserts are subject to change. Graphics are temporary in nature and communicate short term information to guests. Placement locations vary.



SPECIFICATIONS

WOOD CONSTRUCTED
A-FRAME. STAINED WITH
DARK OAK STAIN.

3MM ALUMINUM COMPOS-
ITE PANELS WITH VINYL
GRAPHICS APPLIED TO
SIDES A & B.

P-13 through P-24 - Wood A-Frames - Small

Multiple SP Locations

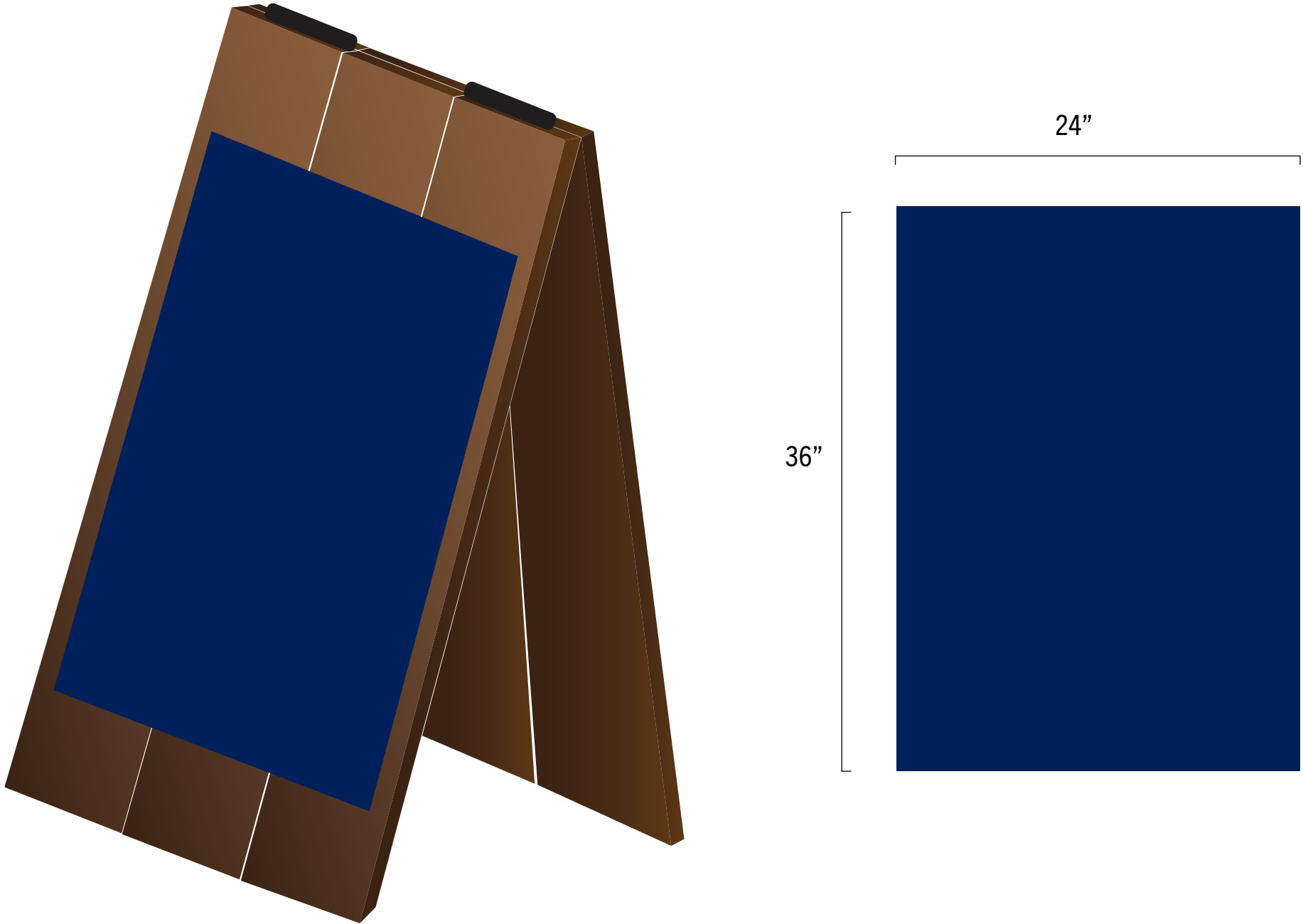
Current Signs: N/A
Maximum Allowance: 2.25 ft² per sign, double-sided, 12 total sign frames
Additional Details: Graphic inserts are subject to change. Graphics are temporary in nature and communicate short term information to guests. Placement locations vary.

MASTER SIGN PLAN

SPECIFICATIONS

WOOD CONSTRUCTED
A-FRAME. STAINED WITH DARK
OAK STAIN.



3MM ALUMINUM COMPOSITE
PANELS WITH VINYL GRAPHICS
APPLIED TO SIDES A & B.



P-25 through P-32 - Wood A-Frames - Large

Multiple SP Locations

Current Signs: *N/An*
Maximum Allowance: *6 ft² per sign, double-sided, 8 total sign frames*
Additional Details: *Graphic inserts are subject to change. Graphics are temporary in nature and communicate short term information to guests. Placement locations vary.*



SPECIFICATIONS


ANGLE IRON A-FRAME.
POWDER COATED BLACK

3MM ALUMINUM COMPOSITE
PANELS WITH VINYL GRAPHICS
APPLIED TO SIDES A & B.

P-33 through P-44 - Angle Iron A-Frames - Large

Current Signs: N/A
Maximum Allowance: 6 ft² per sign, double-sided, 12 total sign frames
Additional Details: Graphic inserts are subject to change. Graphics are temporary in nature and communicate short term information to guests. Placement locations vary.

Multiple SP Locations



SPECIFICATIONS

PRINTED, SELF-ADHESIVE,
VINYL GRAPHICS ON 3MM
ALUMINUM COMPOSITE
INSERT.

STAND CONSISTS OF 8"
TIMBER, STAINED DARK OAK.
STEEL CIRCLE FOR SIGN FACE
INSERT AND STEEL BASE FOR
STABILITY.

MASTER SIGN PLAN

P-45 through P-51 - Wagon Wheel Signs

Multiple SP locations

Current Signs: *N/An*
Maximum Allowance: *4 ft² per sign, double-sided, 6 total sign frames*
Additional Details: *Graphic inserts are subject to change. Graphics are temporary in nature and communicate short term information to guests. Placement locations vary.*


ISSUE DATE: 12/12/2024

DRAWN: CA REVIEWED:

MASTER SIGN PLAN
SPECIFICATION DRAWINGS

SHEET NUMBER

D-90



MASTER SIGN PLAN

SPECIFICATIONS

PRINTED SELF-ADHESIVE VINYL
GRAPHICS ON 3MM ALUMINUM
COMPOSITE ON PLASTICADE
A-FRAME

ISSUE DATE: 12/12/2024

DRAWN: CA REVIEWED:

MASTER SIGN PLAN
SPECIFICATION DRAWINGS

MASTER SIGN PLAN


ISSUE DATE: 12/12/2024


DRAWN: CA REVIEWED: _____


MASTER SIGN PLAN
SPECIFICATION DRAWINGS

SHEET NUMBER

D-92







The signs as shown and described on the attached exhibit are allowed as temporary and interior signs that serve the parking use of the Meadows Parking Lot.

These signs do not require a sign permit at this time.

A Temporary Sign is not permanently affixed to the ground and is intended to be displayed for a limited period of time.

These signs shall be movable, shall not be permanently affixed, and shall only be displayed within the Meadows Lot for the duration of the ski season, typically mid-November to mid-April, to align with the duration that the resort is open during a winter season.

The signs serve the parking use, to direct traffic and circulation, and will function as "Interior Signs" in that they will be placed within a specific area, they will not contain characteristics of an advertising sign, and they will not be easily visible from public view outside of the Meadows Lot.

The Planning Director has interpreted the sign code in regard to these signs, the interpretation only applies to the Meadows Lot in winter.

These signs are allowed until redevelopment of the Meadows Lot or until permanent signage is requested.

MASTER SIGN PLAN

ISSUE DATE: 12/12/2024

DRAWN: CA REVIEWED:

MASTER SIGN PLAN
SPECIFICATION DRAWINGS

MASTER SIGN PLAN

B-22 through B-31 Parking Cattle Guard Banners - Parking LotsSP-9 & SP-10

Current Signs: N/A
Maximum Allowance: 20 ft2 per banner, 10 banners maximum on portable cattle guards
Additional Details: To be used solely for parking and security communications that are temporary and need to be portable.



SPECIFICATIONS

PRINTED 13oz BANNER

TEMPORARILY PLACED EACH DAY FOR PARKING REGULATION COMMUNICATION AND ENFORCEMENT

ISSUE DATE: 12/12/2024

DRAWN: CA REVIEWED:

MASTER SIGN PLAN
SPECIFICATION DRAWINGS

SHEET NUMBER

D-95



2305 Mt. Werner Circle
Steamboat Springs, CO 80487
(970) 817-5636

MASTER SIGN PLAN

SPECIFICATIONS

CARVED HIGH-DENSITY URETHANE FOAM. PAINTED WITH CUSTOM GRAPHICS.

ISSUE DATE: _____

DRAWN: CA _____ REVIEWED: _____

MASTER SIGN PLAN
SPECIFICATION DRAWINGS

SHEET NUMBER
D-96

MASTER SIGN PLAN

SPECIFICATIONS

PRINTED SELF-ADHESIVE
VINYL GRAPHICS ON
GONDOLA CABIN


FF-2 - Jack Daniels Gondola Cabin

SP-4, P5

Current Signs: As Shown
Maximum Allowance: 5 total free-form signs
Additional Details: Graphics and placement subject to change. Increased allowance approved with major adjustment.



MASTER SIGN PLAN



SPECIFICATIONS

8" DEEP
NON-ILLUMINATED
CHANNEL LETTERS.
MOUNTED AS
FREESTANDING
LETTERS

FF-3 SNOW Letters *SP-6, F8*

Current Signs: *As Shown*
Maximum Allowance: *5 total free-form signs*
Additional Details: *Graphics and placement subject to change. Increased allowance approved with major adjustment.*



ISSUE DATE: 12/12/2024

DRAWN: CA REVIEWED:

MASTER SIGN PLAN
SPECIFICATIONS DRAWINGS



FF-4: Honey Stinger Gondola Cabin Wrap

Current Signs: As Shown
Maximum Allowance: 5 total free-form signs
Additional Details: Graphics and placement subject to change. Increased allowance approved with major adjustment.

SPECIFICATIONS

VINYL GRAPHICS ON GONDOLA CABIN.

MASTER SIGN PLAN
Major Adjustment Request

ISSUE DATE: 12/12/2024

DRAWN: CA REVIEWED:

MASTER SIGN PLAN
MAJOR ADJUSTMENT REQUEST

SHEET NUMBER

D-100



FF-5: Steamboat Bear

SP-4, P5

Current Signs: *As Shown*
Maximum Allowance: *5 total free-form signs*
Additional Details: *Graphics and placement subject to change. Increased allowance approved with major adjustment.*

SPECIFICATIONS

CARVED HIGH-DENSITY
URETHANE FOAM. PAINTED
WITH CUSTOM GRAPHICS



D-1 - T&T Grill Menu - Large

SP-4, Q5

Current Signs: As Shown
Maximum Allowance: 12 ft² maximum per sign, 2 total display signs
Additional Details: Graphics and placement are subject to change.



SPECIFICATIONS

PRINTED SELF-ADHESIVE
VINYL GRAPHICS ON 6MM
ALUMINUM COMPOSITE.

16"

54"



SPECIFICATIONS

PRINTED SELF-ADHESIVE VINYL GRAPHICS ON 6MM ALUMINUM COMPOSITE.

D-2 - T&T Grill Menu - Drink

SP-4, R5

Current Signs: As Shown
Maximum Allowance: 12 ft² maximum per sign, 2 total display signs
Additional Details: Graphics and placement are subject to change.

