



Steamboat

2023 MASTER SIGN PLAN

Steamboat Resort Sign Program

January 9, 2023

Update this page, include
this information

1. Preface

A. The Steamboat Resort Sign Program (Program) was prepared in coordination with the City of Steamboat Springs Planning & Community Development.

2. On Snow Signage

Any “on snow” signage will be considered interior signage based on definitions as indicated in the Community Development Code. “On snow” is classified as any area past the promenade that is primarily used for recreational purposes.

3. Overflow Lots

Overflow parking lots will be utilized when Upper Knoll and Meadows parking lots have reached their maximum capacity. Overflow lots consist of the Wildhorse/Strings lot, and the UC Health lot. When overflow lots are in use, a maximum of 6 temporary wayfinding signs will be placed

use when the overflow lots are being utilized. The signs will be placed at the time of overflow necessity and be removed that same day, either at the end of the day, or when the overflow capacity is no longer needed.

4. **Any proposed signage that is located within the public Right of Way will be required to be approved by the City and obtain an executed revocable license agreement prior to installation.**



-  Zone 1 - SP-3
-  Zone 2 - SP-4
-  Zone 3 - SP-5
-  Zone 4 - SP-6

include and reference these zones through the rest of the document, or use a different scheme to provide an overview of the entire are and how it can be connected to smaller areas with more detail.



MASTER SIGN PLAN

ISSUE DATE: 01/19/2023

DRAWN: CA REVIEWED:

MASTER SIGN PLAN
OVERALL SITE PLAN
STEAMBOAT SQUARE

SHEET NUMBER
SP-1

MASTER SIGN PLAN

ISSUE DATE: 01/19/2023

DRAWN: CA REVIEWED: _____

MASTER SIGN PLAN
TRANSIT CENTER SITE PLAN

SHEET NUMBER

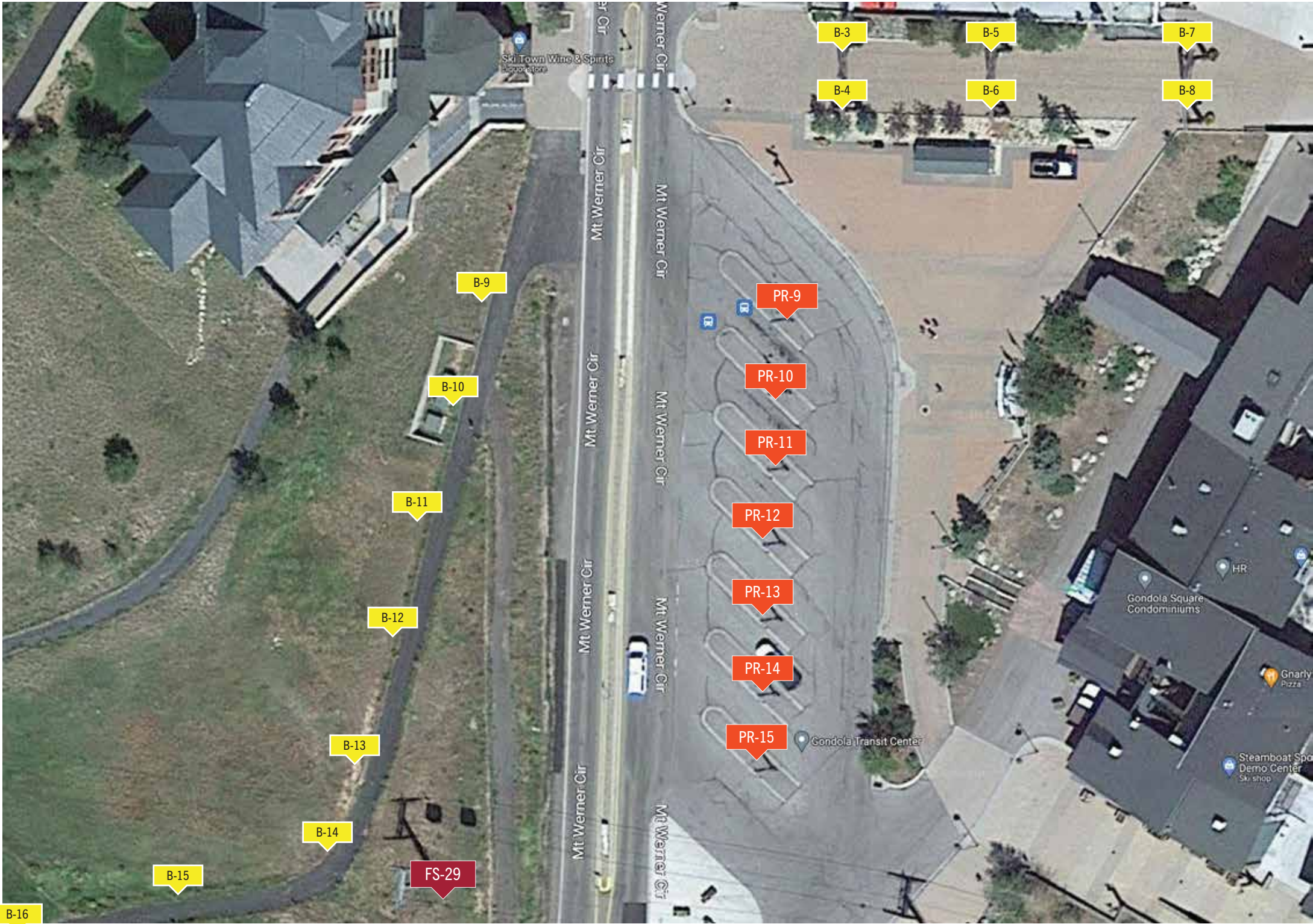
SP-2

A B C D E F G H I J K L M N O P Q R S

1
2
3
4
5
6
7
8
9
10
11
12
13

KEY

- D-1 = DISPLAY
- P-1 = PORTABLE
- FS-1 = FREE STANDING
- PR-1 = PROJECTING
- WN-1 = WINDOW
- W-1 = WALL
- B-1 = BANNER
- FF-1 = FREE FORM

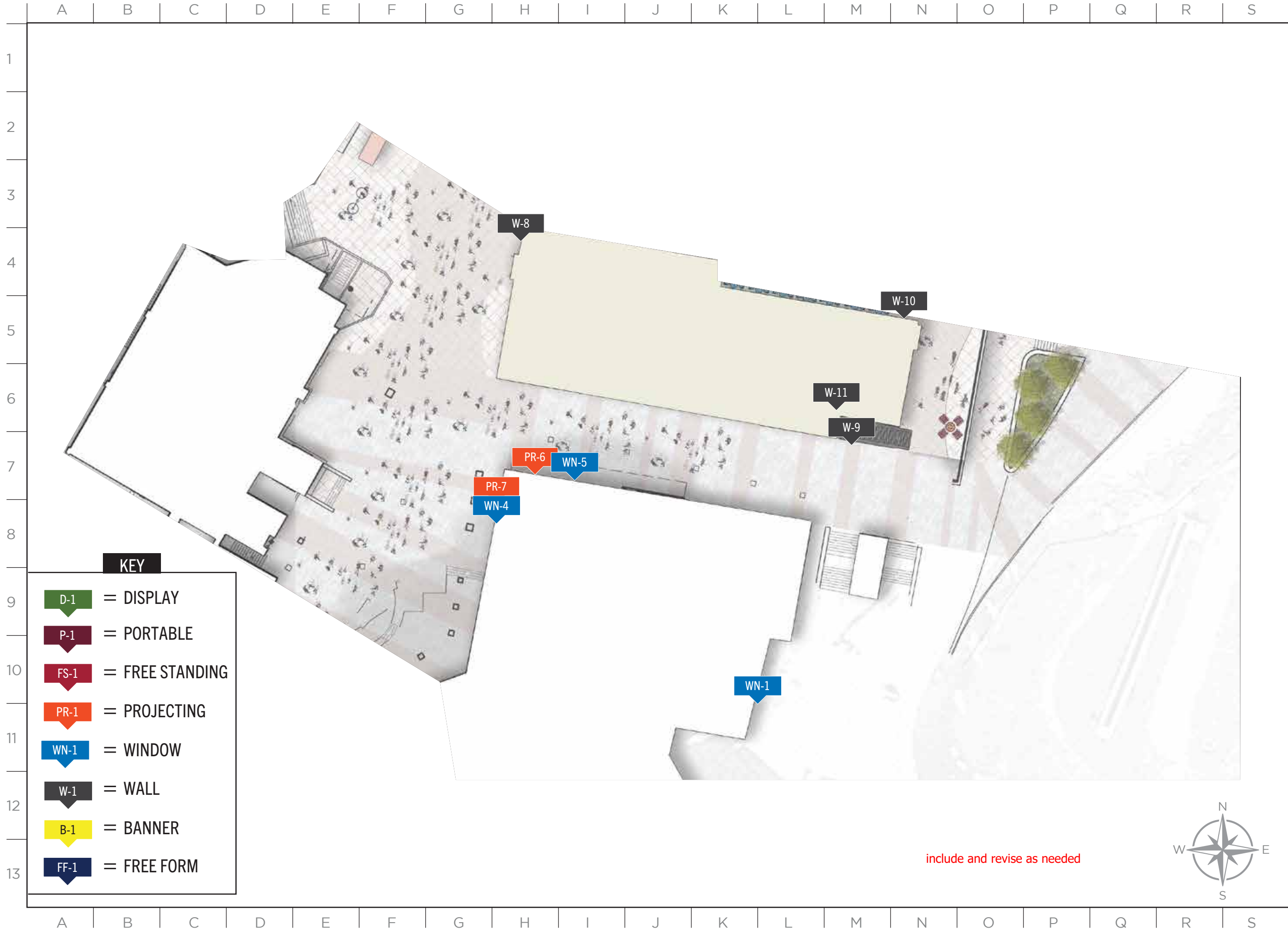


include and revise as needed



A B C D E F G H I J K L M N O P Q R S

MASTER SIGN PLAN

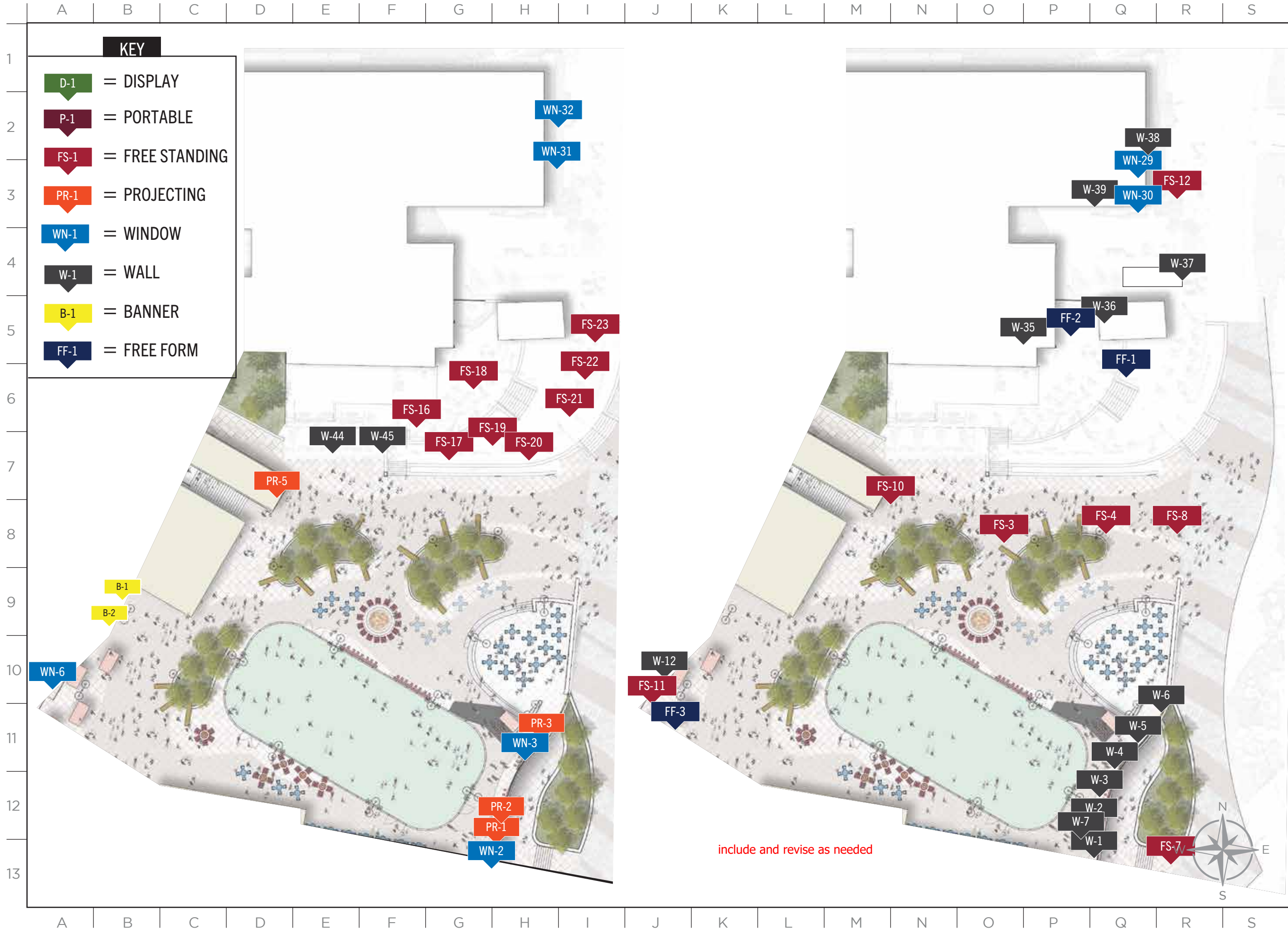


ISSUE DATE: 01/19/2023

DRAWN: CA REVIEWED: _____

MASTER SIGN PLAN
STEAMBOAT SQUARE
ZONE 1

SHEET NUMBER
SP-3



2305 Mt. Werner Circle
Steamboat Springs, CO 80487
(970) 817-5636

MASTER SIGN PLAN

ISSUE DATE: 01/19/2023

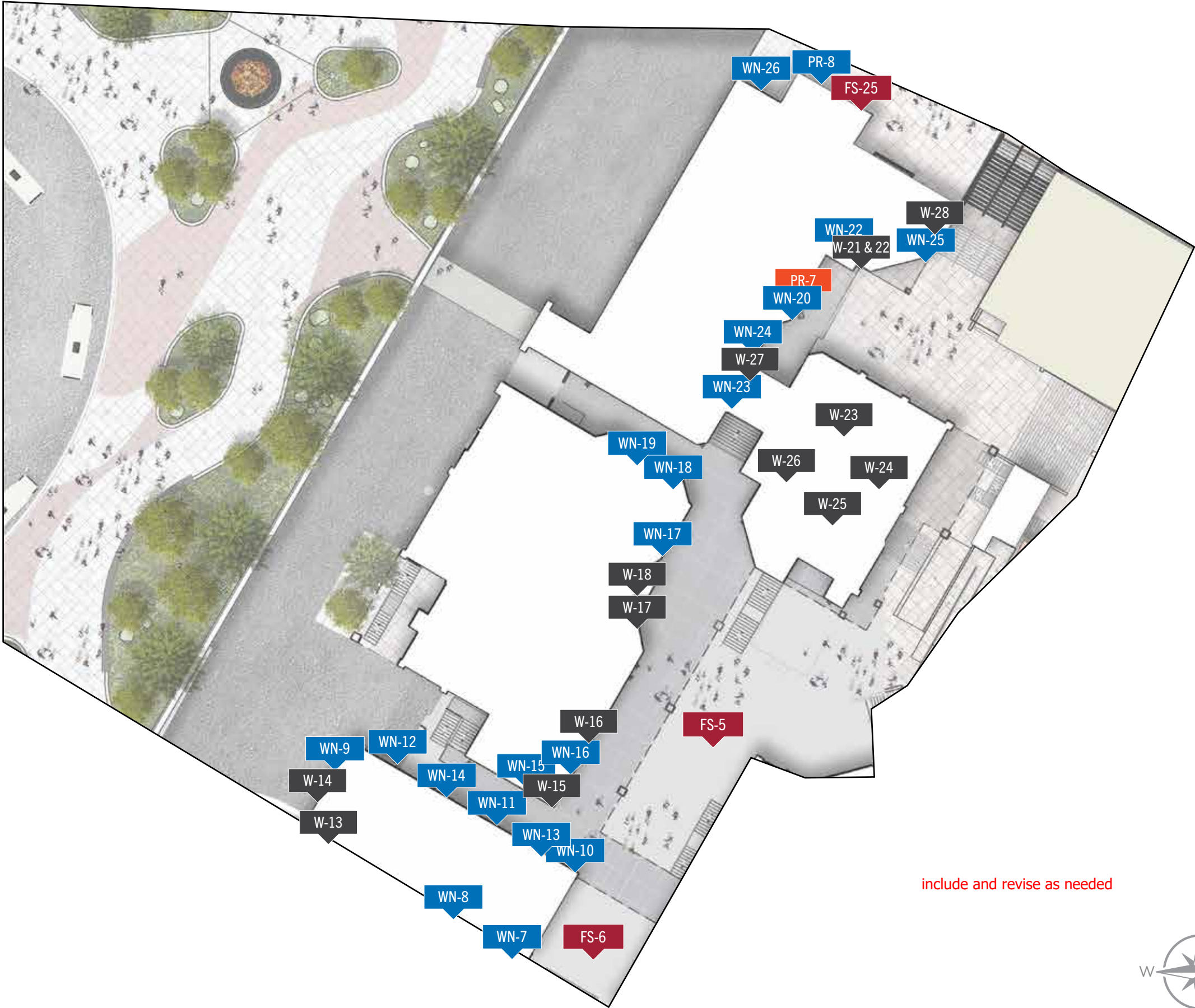
DRAWN: CA REVIEWED: _____

MASTER SIGN PLAN
STEAMBOAT SQUARE
ZONE 2

SHEET NUMBER
SP-4

include and revise as needed

MASTER SIGN PLAN



ISSUE DATE: 01/19/2023

DRAWN: CA REVIEWED:

MASTER SIGN PLAN
STEAMBOAT SQUARE
ZONE 3

SHEET NUMBER

SP-5

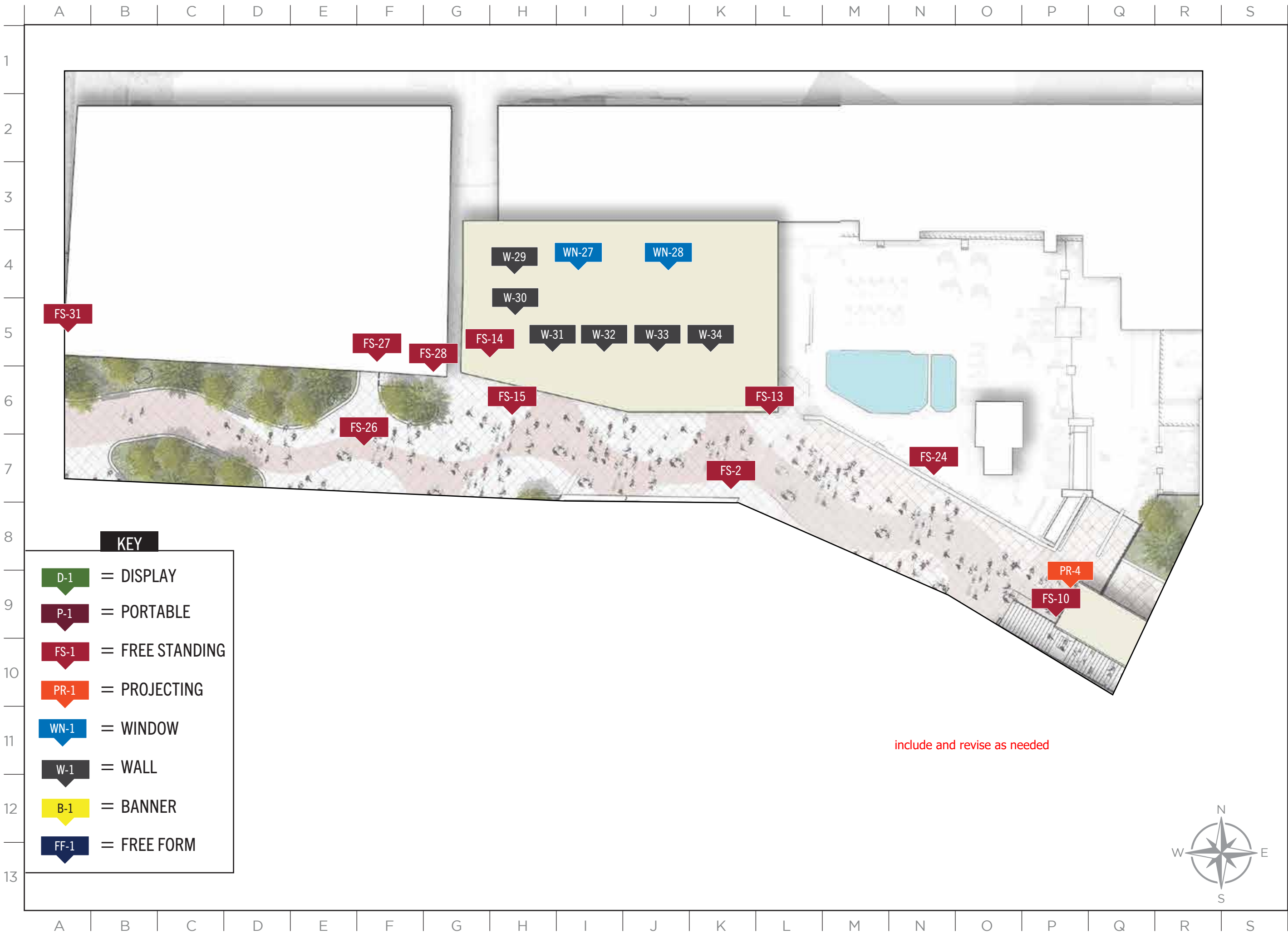
MASTER SIGN PLAN

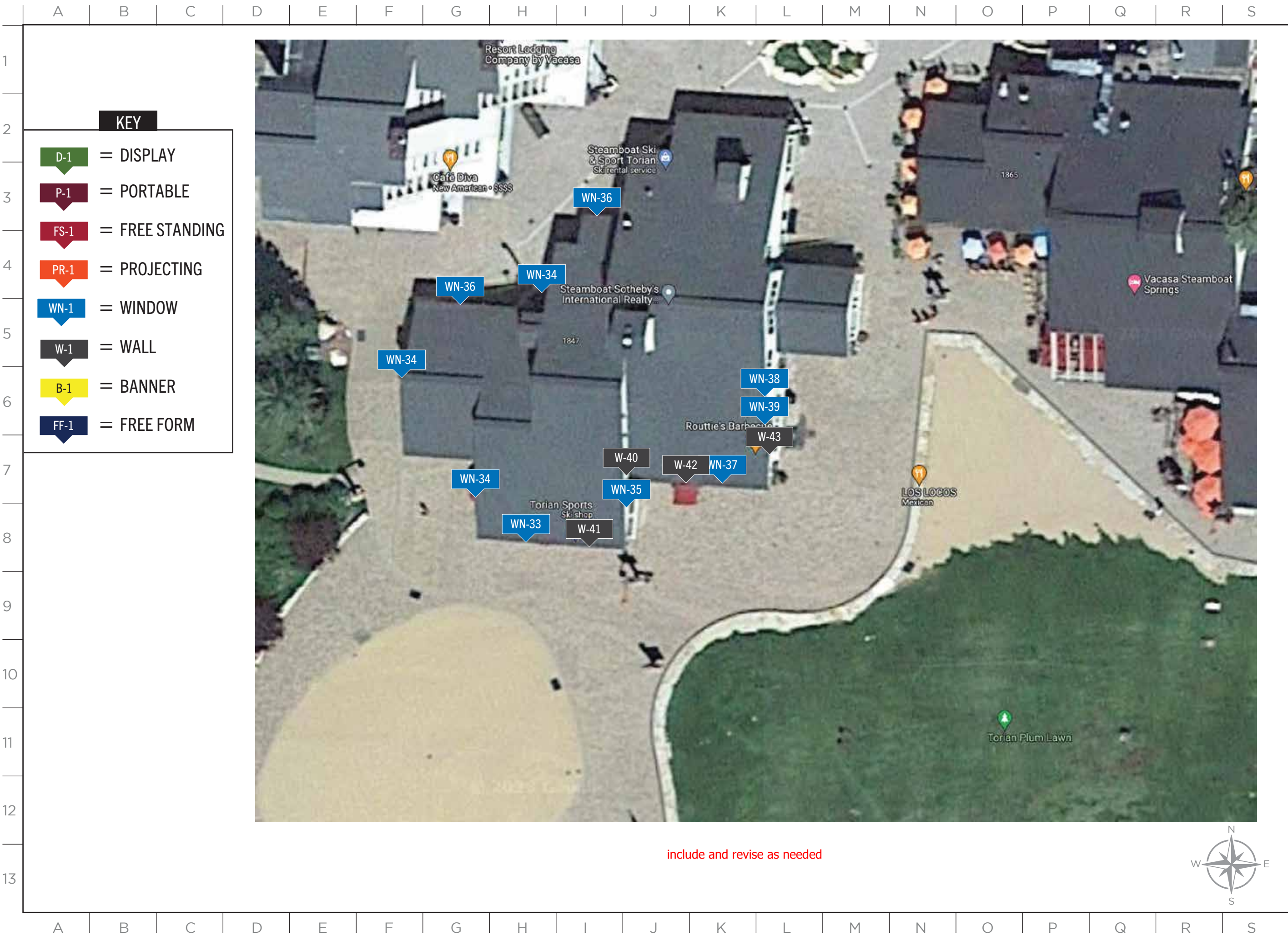
ISSUE DATE: 01/19/2023

DRAWN: CA REVIEWED: _____

MASTER SIGN PLAN
STEAMBOAT SQUARE
ZONE 4

SHEET NUMBER
SP-6





MASTER SIGN PLAN

ISSUE DATE: 01/19/2023

DRAWN: CA REVIEWED:

MASTER SIGN PLAN
SKI VILLAGE & GRAND
PARKING STRUCTURE SITE MAP

SHEET NUMBER

SP-8



KEY

- | | |
|------|-----------------|
| D-1 | = DISPLAY |
| P-1 | = PORTABLE |
| FS-1 | = FREE STANDING |
| PR-1 | = PROJECTING |
| WN-1 | = WINDOW |
| W-1 | = WALL |
| B-1 | = BANNER |
| FF-1 | = FREE FORM |

include and revise as needed

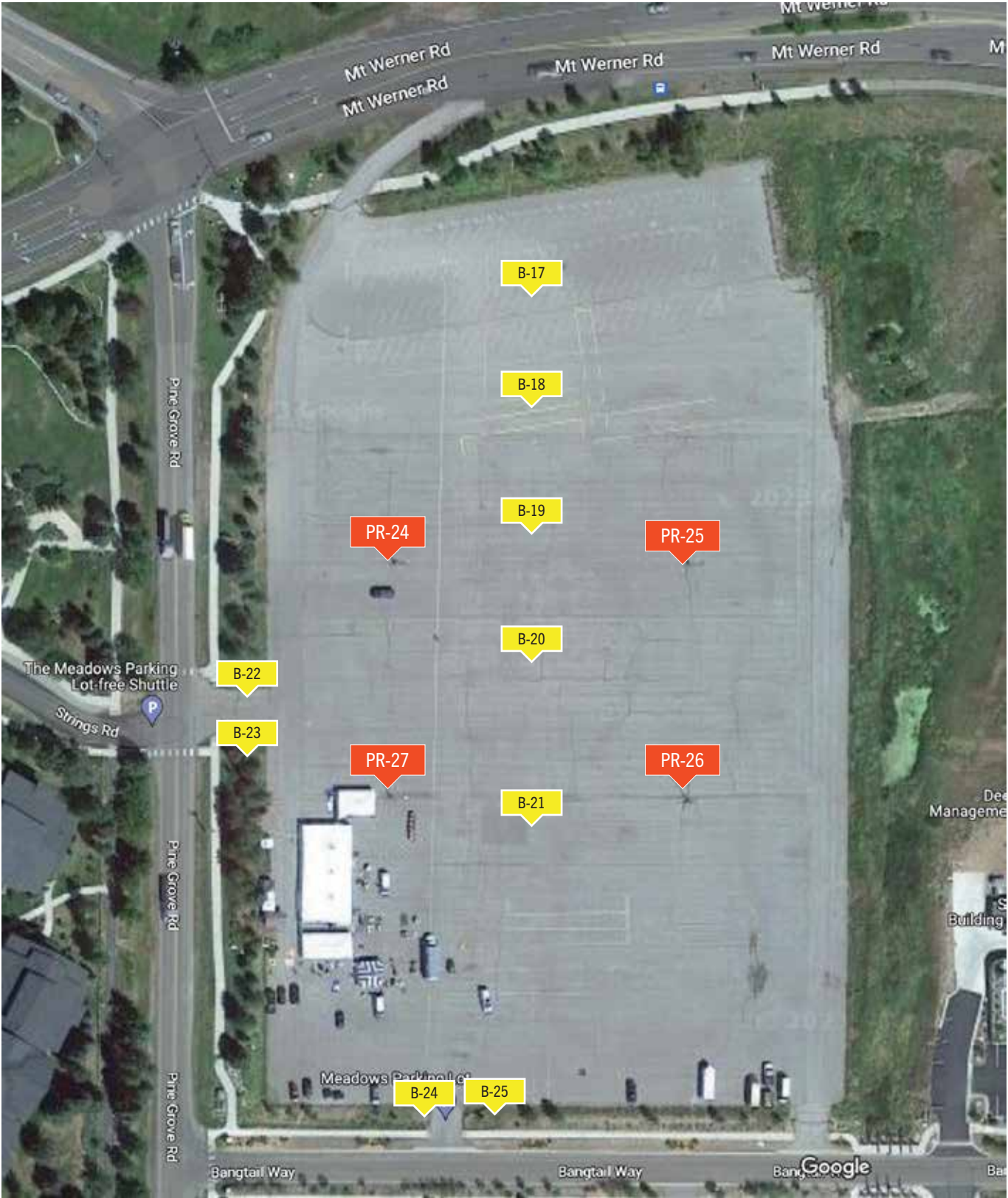
MASTER SIGN PLAN

ISSUE DATE: 01/19/2023

DRAWN: CA REVIEWED: _____

MASTER SIGN PLAN
MEADOWS PARKING
SITE PLAN

SHEET NUMBER
SP-9



include update this page,
some approved in Major
Adjustment- indicate
approved signs and not
approved signs

	A	B	C	D	E	F	G	H	I	J	K	L	M	N	O	P	Q	R	S
1																			
2																			
3																			
4																			
5																			
6																			
7																			
8																			
9																			
10																			
11																			
12																			
13																			
	A	B	C	D	E	F	G	H	I	J	K	L	M	N	O	P	Q	R	S

MASTER SIGN PLAN

ISSUE DATE: 01/19/2023

DRAWN: CA REVIEWED: _____

MASTER SIGN PLAN
PARKING SITE PLAN

SHEET NUMBER

SP-10

KEY

D-1

= DISPLAY

P-1

= PORTABLE

FS-1

= FREE STANDING

PR-1

= PROJECTING

WN-1

= WINDOW

W-1

= WALL

B-1

= BANNER

FF-1

= FREE FORM




MASTER SIGN PLAN

ISSUE DATE: 01/19/2023

DRAWN: CA REVIEWED: _____

MASTER SIGN PLAN
TUTUK BUILDING

SHEET NUMBER
SP-11



MASTER SIGN PLAN

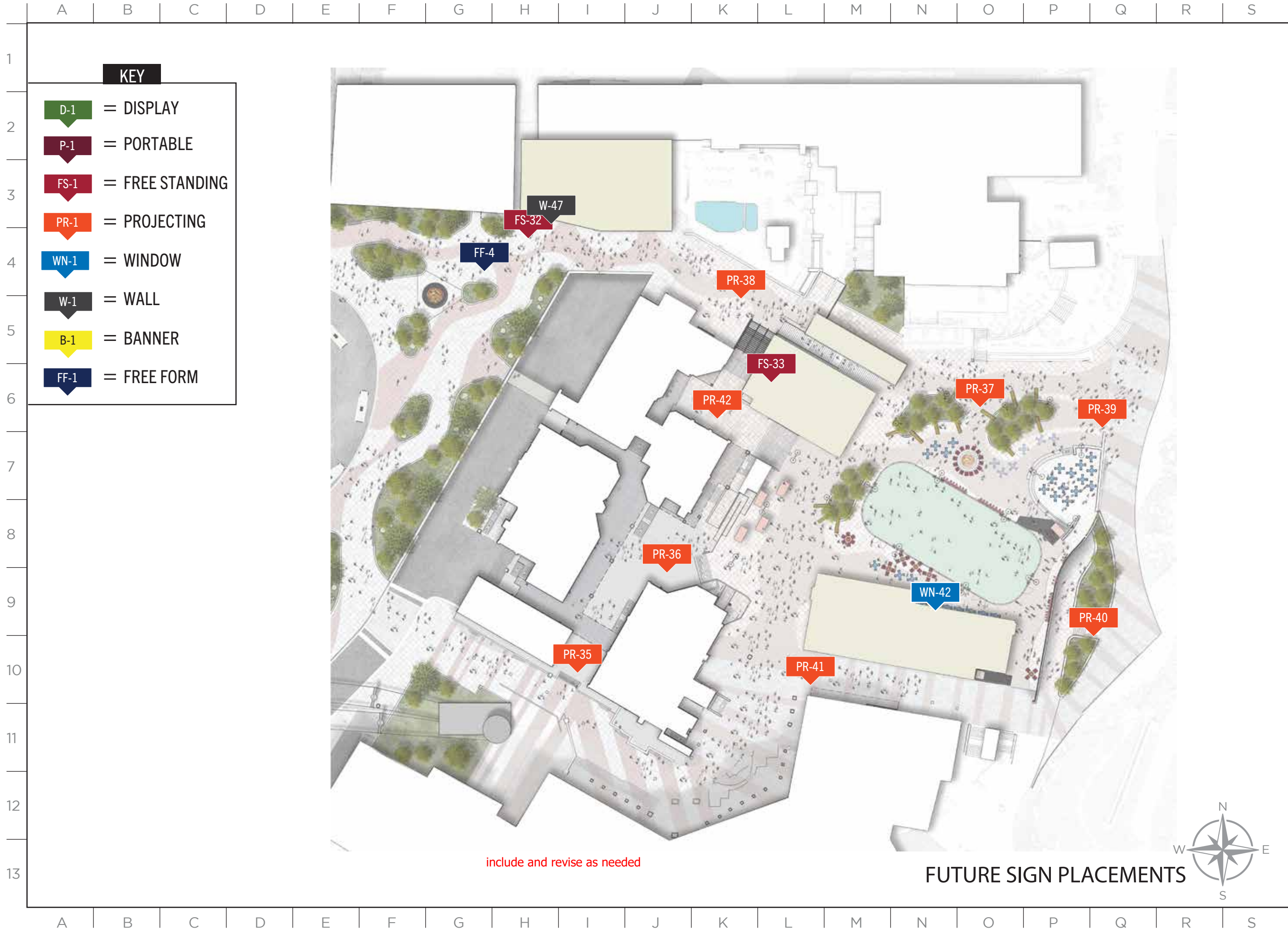
ISSUE DATE: 01/19/2023

DRAWN: CA REVIEWED:

MASTER SIGN PLAN
FUTURE SIGN PLACEMENT

SHEET NUMBER

SP-12





SPECIFICATIONS

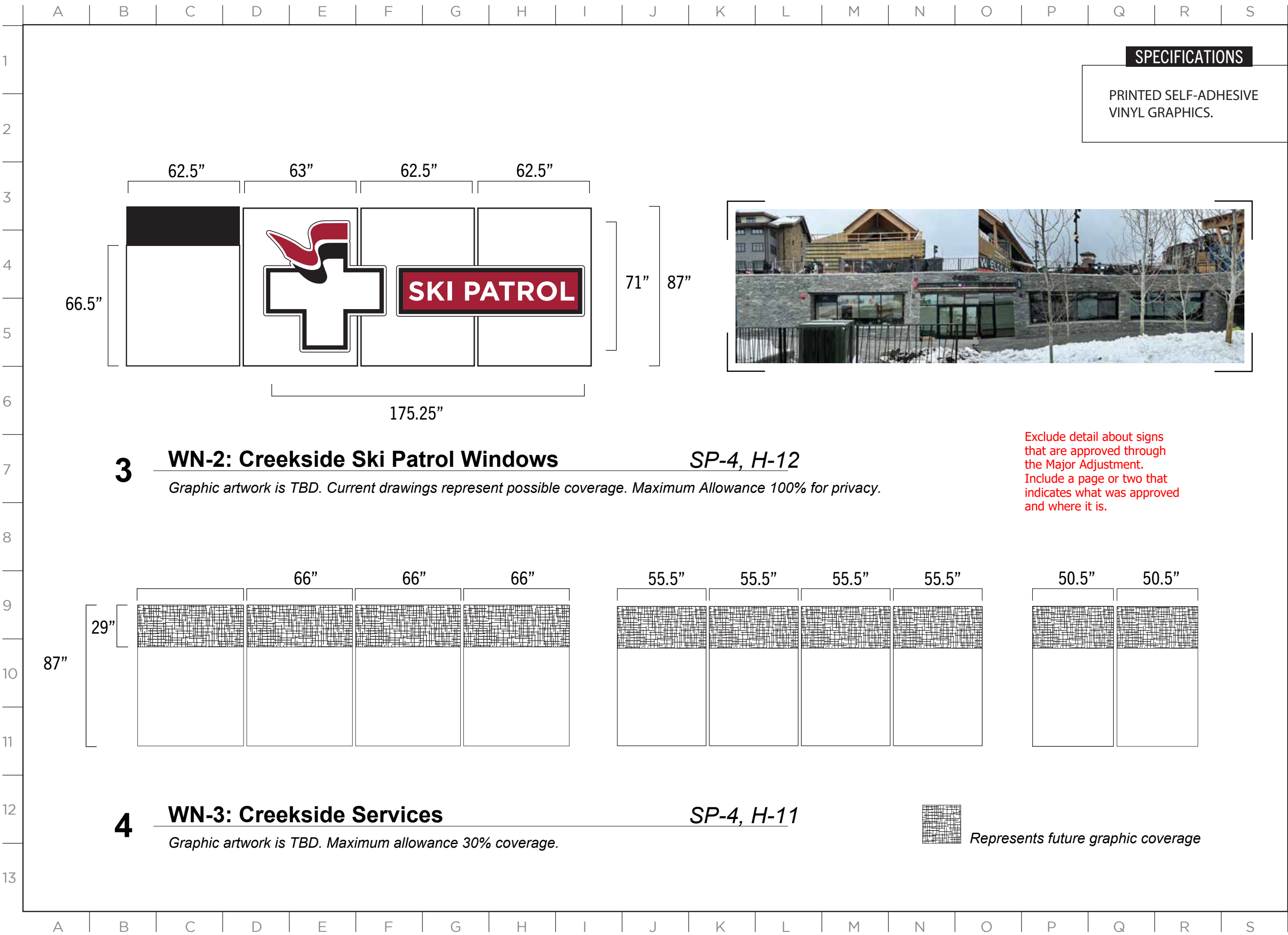
PRINTED SELF-ADHESIVE VINYL GRAPHICS




ISSUE DATE: 01/19/2023

DRAWN: CA REVIEWED:

MASTER SIGN PLAN
SPECIFICATION DRAWINGS





2305 Mt. Werner Circle
Steamboat Springs, CO 80487
(970) 817-5636

MASTER SIGN PLAN

ISSUE DATE: 01/19/2023

DRAWN: CA REVIEWED: _____

MASTER SIGN PLAN
SPECIFICATION DRAWINGS

SHEET NUMBER
D-2

SPECIFICATIONS

PRINTED SELF-ADHESIVE
VINYL GRAPHICS.



Exclude detail about signs
that are approved through
the Major Adjustment.
Include a page or two that
indicates what was approved
and where it is.

MASTER SIGN PLAN


ISSUE DATE: 01/19/2023

DRAWN: CA REVIEWED: _____

MASTER SIGN PLAN
SPECIFICATION DRAWINGS

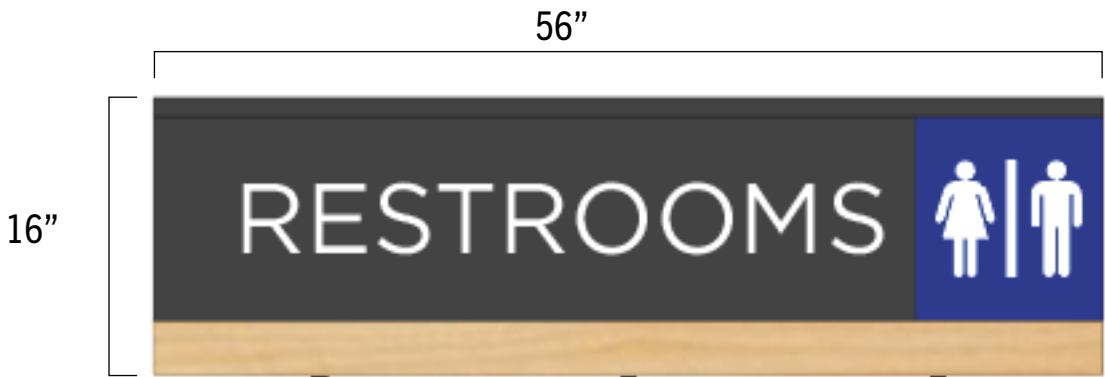
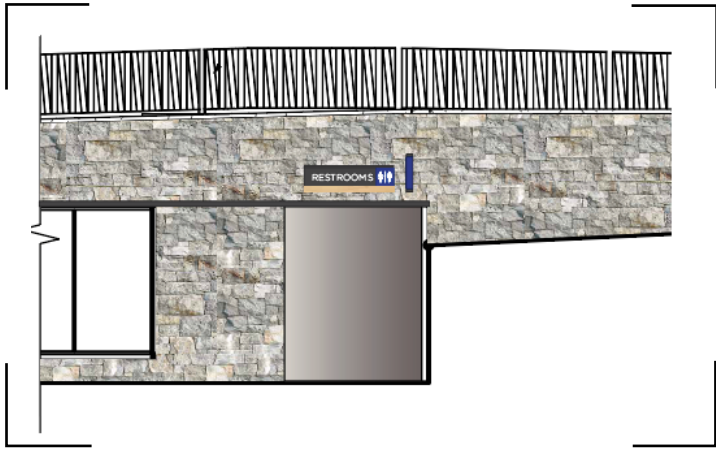
SHEET NUMBER

D-3




5 **W-1 through W-5: Creekside Wall Signs** *SP-4, Q13 through R10*

I believe these signs have been approved through a permit. INdicate in the overall maps that these signs have been approved by permit and exclude the details- cinclude the permit number if needed



6 **W-6: Creekside Wall Sign** *SP-4, R11*





ISSUE DATE: 01/19/2023

DRAWN: CA REVIEWED:

**MASTER SIGN PLAN
SPECIFICATION DRAWINGS**

SHEET NUMBER

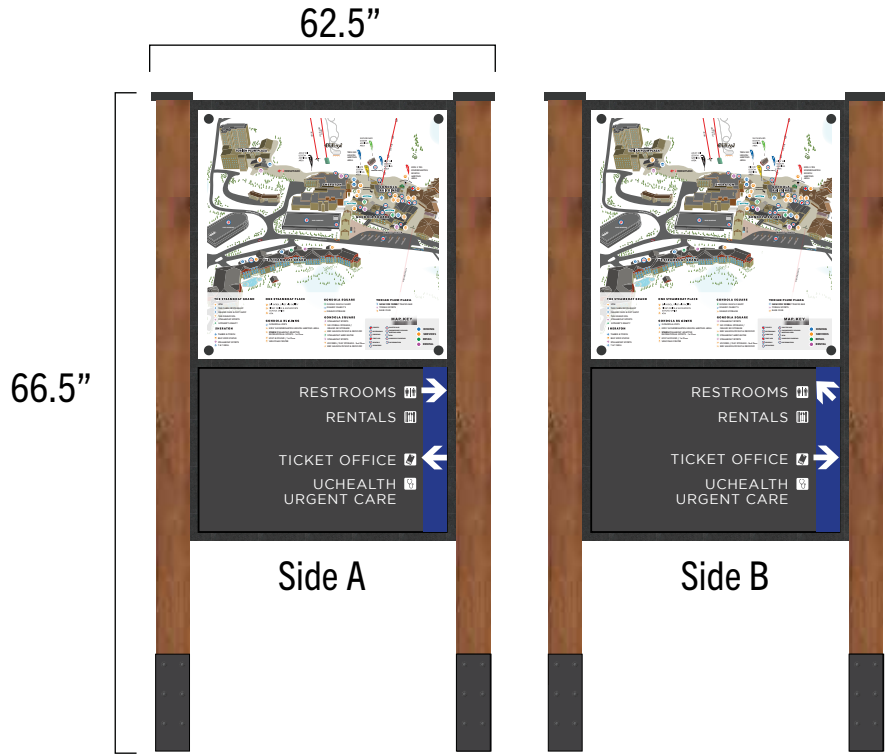
ISSUE DATE: 01/19/2023

DRAWN: CA REVIEWED: _____

MASTER SIGN PLAN
SPECIFICATION DRAWINGS

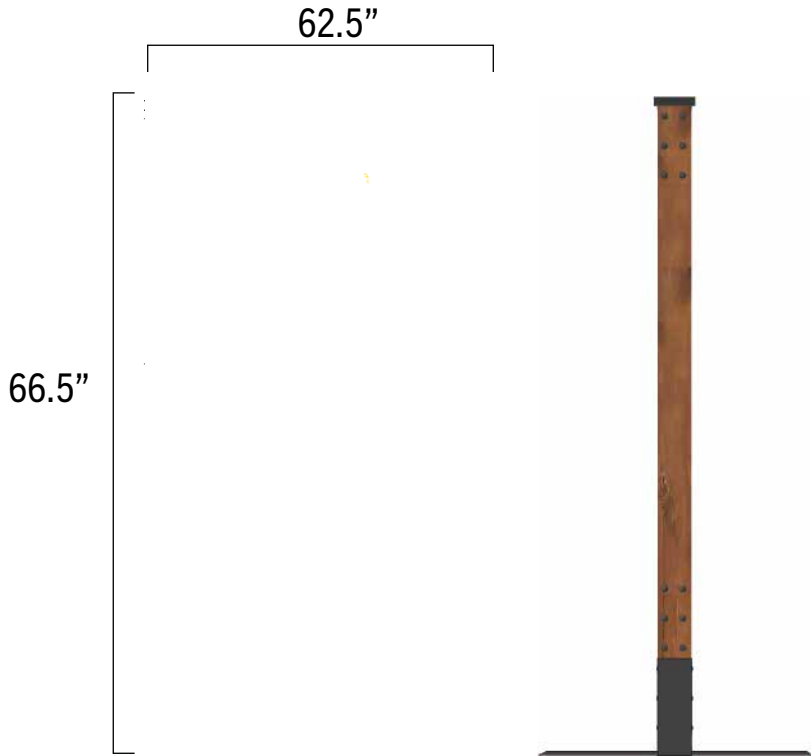
SHEET NUMBER

D-5



include and update this information

9 **FS-1: Steamboat Square Wayfinding** *SP-5, L10*



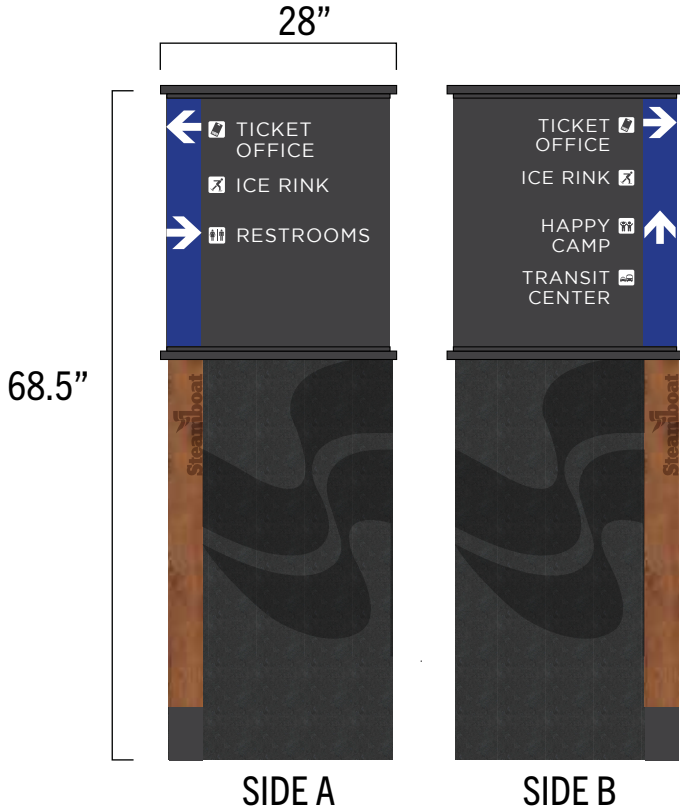
10 **FS-2,3,4: Steamboat Square Wayfinding** *SP-6, K8 : SP-4, O8 & R8*
Double-Sided - Same artwork on both sides

MASTER SIGN PLAN

ISSUE DATE: 01/19/2023

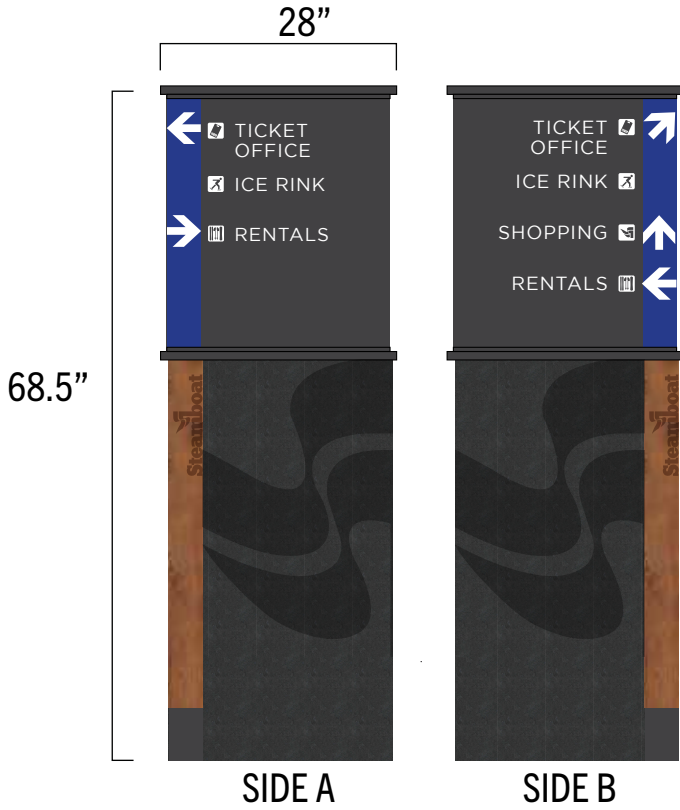
DRAWN: CA REVIEWED: _____

MASTER SIGN PLAN
ZONE 1 SPECIFICATIONS




11 FS-5: Steamboat Square Wayfinding *SP-5, L10*

include and update this information



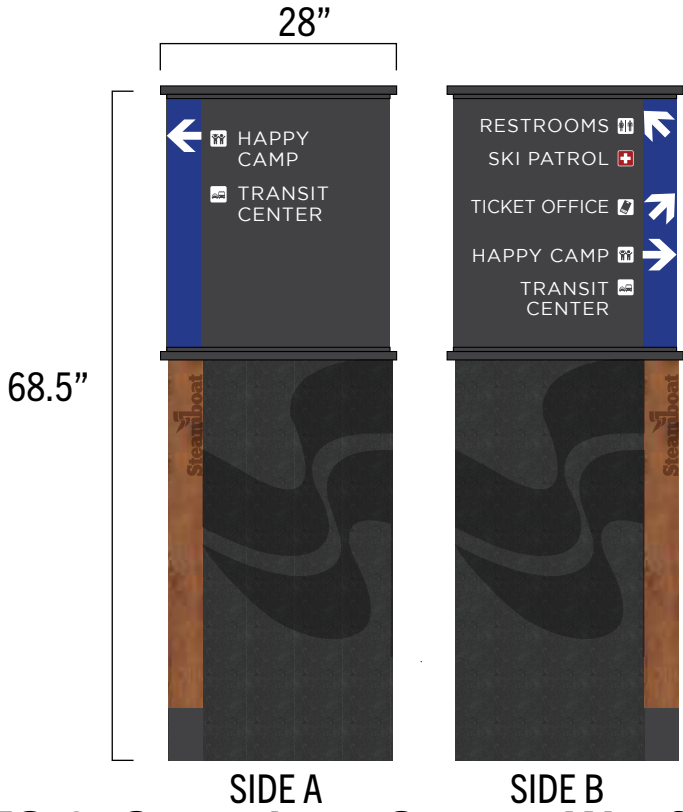
12 FS-6: Steamboat Square Wayfinding *SP-5, 113*



13

FS-7: Steamboat Square Wayfinding

SP-2, B5



14

FS-8: Steamboat Square Wayfinding

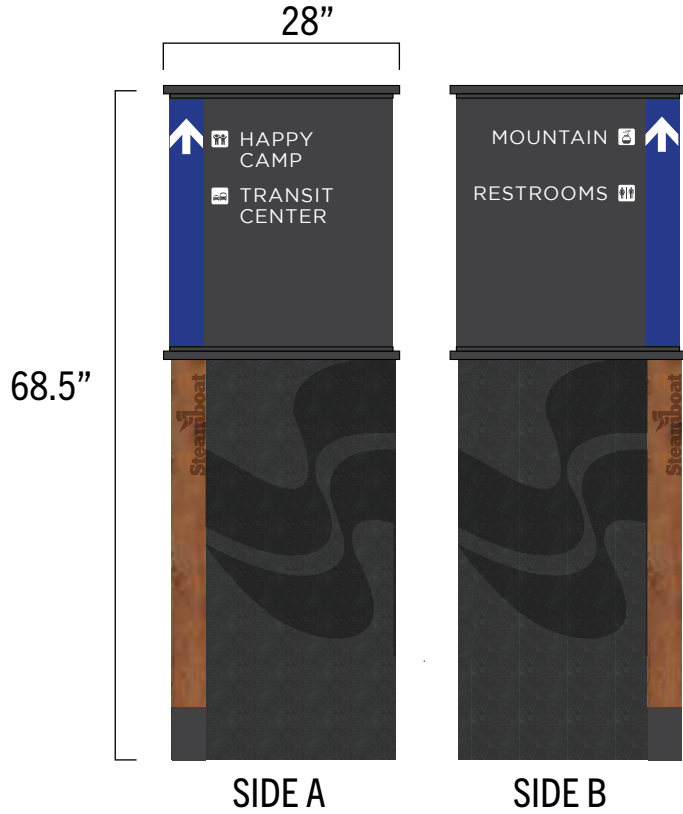
SP-4, R8

MASTER SIGN PLAN

ISSUE DATE: 01/19/2023

DRAWN: CA REVIEWED: _____

MASTER SIGN PLAN
SPECIFICATION DRAWINGS



15 FS-9: Steamboat Square Wayfinding *SP-4, M8*

include and update this information



16 FS-10: Steamboat Square Wayfinding *SP-6, P10*



	A	B	C	D	E	F	G	H	I	J	K	L	M	N	O	P	Q	R	S
1																			
2																			
3																			
4																			
5																			
6																			
7																			
8																			
9																			
10																			
11																			
12																			
13																			


include and update this information

SPECIFICATIONS

3" DEEP ALUMINUM
CABINET WITH
DIMENSIONAL LOGOS
AND LETTERS



17 PR-4: Steamboat Square Wayfinding *SP-6, P10*



18 PR-5: Steamboat Square Wayfinding *SP-4, D8*

SPECIFICATIONS

3" DEEP ALUMINUM CONSTRUCTED REVERSE-PAN CHANNEL LETTERS AND LOGO, PAINTED FAUX FINISH WITH TEXTURE. LETTER BACKS TO BE CLEAR .150" POLYCARBONATE AND HALO-LIT ILLUMINATED WITH 5000K WHITE LED'S.

LETTERS AND LOGO MOUNTED WITH 1.5" PROJECTION FROM WALL

I believe these have been approved
by permit, see comments D-3



NIGHTTIME ILLUMINATION RENDERING

17 W-8: The Range Building Sign - East Elevation SP-3, H4

SPECIFICATIONS

3" DEEP ALUMINUM CONSTRUCTED
REVERSE-PAN CHANNEL LETTERS,
NON-ILLUMINATED

LETTERS MOUNTED WITH 1.5"
PROJECTION FROM WALL

84"

10.5"

THE RANGE

18 W-9: The Range Building Sign - South Elevation SP-3, M6

I believe these have been approved
by permit, see comments D-3



ISSUE DATE: 01/19/2023

DRAWN: CA REVIEWED:

MASTER SIGN PLAN
SPECIFICATION DRAWINGS

SPECIFICATIONS

3" DEEP ALUMINUM CONSTRUCTED
REVERSE-PAN CHANNEL LETTERS,
NON-ILLUMINATED

LETTERS MOUNTED WITH 1.5"
PROJECTION FROM WALL

I believe these have been approved
by permit, see comments D-3

21.25" 168" THE RANGE

19 W-10: The Range Building Sign - North Elevation SP-3, N5



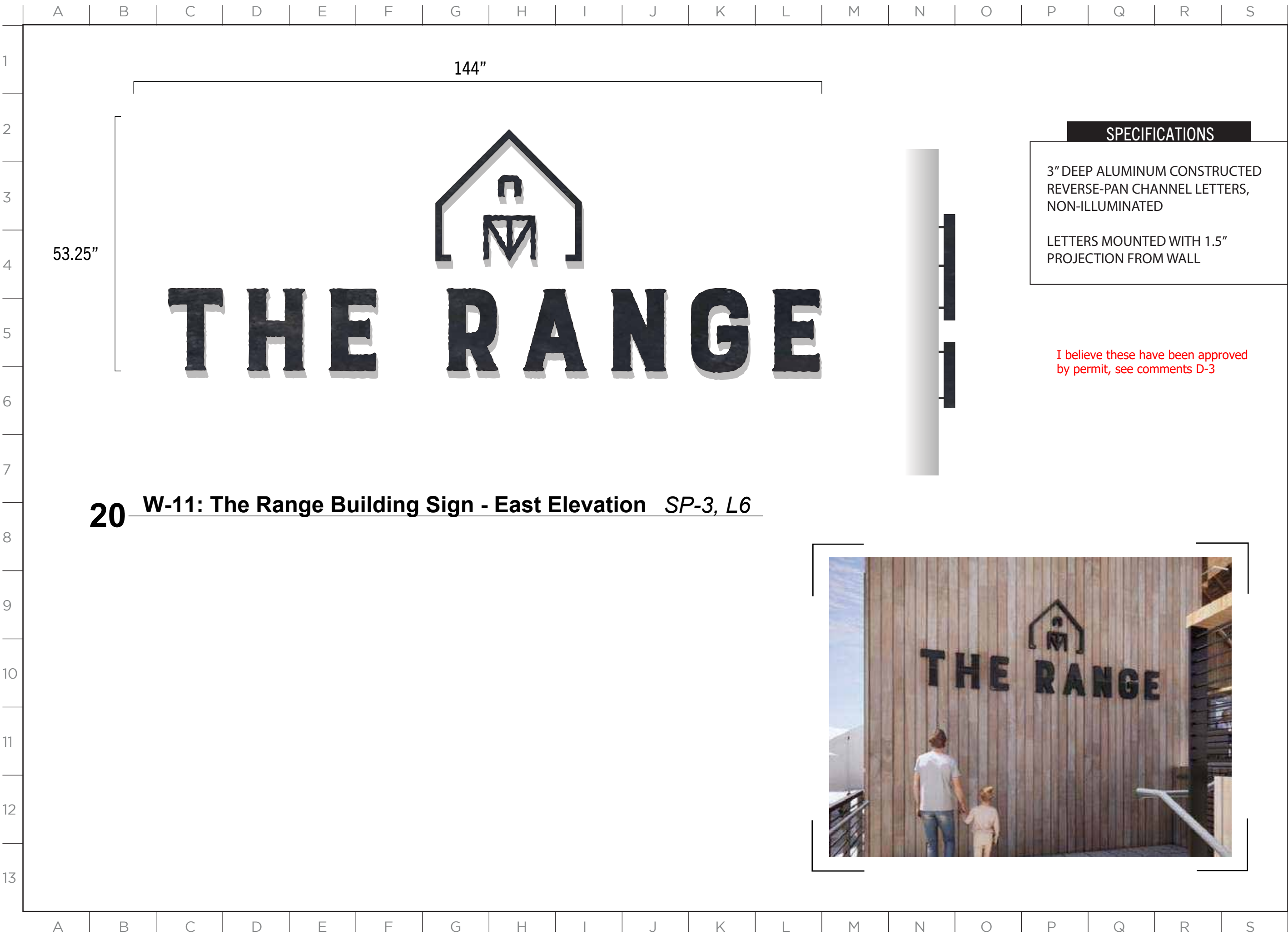
ISSUE DATE: 01/19/2023

DRAWN: CA REVIEWED:

MASTER SIGN PLAN
SPECIFICATION DRAWINGS

SHEET NUMBER

D-12



SPECIFICATIONS

3" DEEP ALUMINUM CONSTRUCTED
REVERSE-PAN CHANNEL LETTERS,
NON-ILLUMINATED

LETTERS MOUNTED WITH 1.5"
PROJECTION FROM WALL

I believe these have been approved
by permit, see comments D-3

20 W-11: The Range Building Sign - East Elevation *SP-3, L6*



MASTER SIGN PLAN

ISSUE DATE: 01/19/2023

DRAWN: CA REVIEWED:

MASTER SIGN PLAN
SPECIFICATION DRAWINGS

SHEET NUMBER

D-13

include and update this information
as needed

SPECIFICATIONS

2" DEEP ALUMINUM CONSTRUCTED
REVERSE-PAN CHANNEL LETTERS,
NON-ILLUMINATED WITH GALVANIZED
FINISH.

LETTERS FASTENED TO METAL FRAME
AND HUNG FROM CANOPY.

21

PR-6 & PR-7: Ticket Office Entrance Signs

SP-3, H7 & H8

Drawings represent current signs. Maximum allowance is 32 square feet per sign, 2 total signs, 1 per elevation



WEST ELEVATION



NORTH ELEVATION

ISSUE DATE: 01/19/2023

DRAWN: CA REVIEWED: _____

MASTER SIGN PLAN
SPECIFICATION DRAWINGS

SHEET NUMBER

D-14

SPECIFICATIONS

PRINTED VINYL GRAPHICS.

include and update this information. these window graphics would need to meet requirements as they were not approved in the Major Adjustment, or they would need to be approved through another major adjustment



Represents future graphic coverage

ISSUE DATE: 01/19/2023

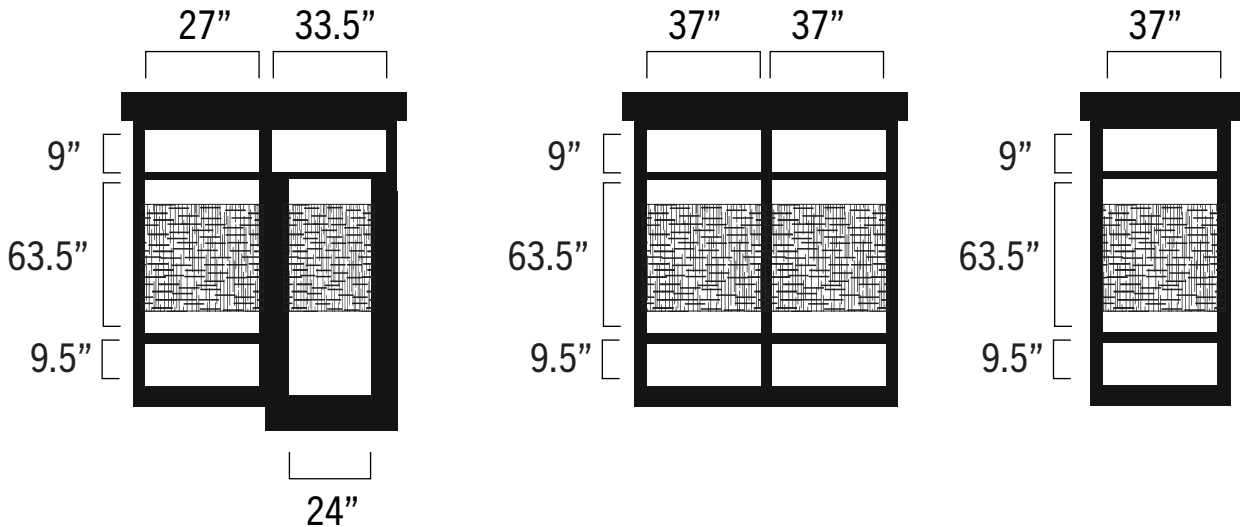
DRAWN: CA REVIEWED:

MASTER SIGN PLAN
SPECIFICATION DRAWINGS

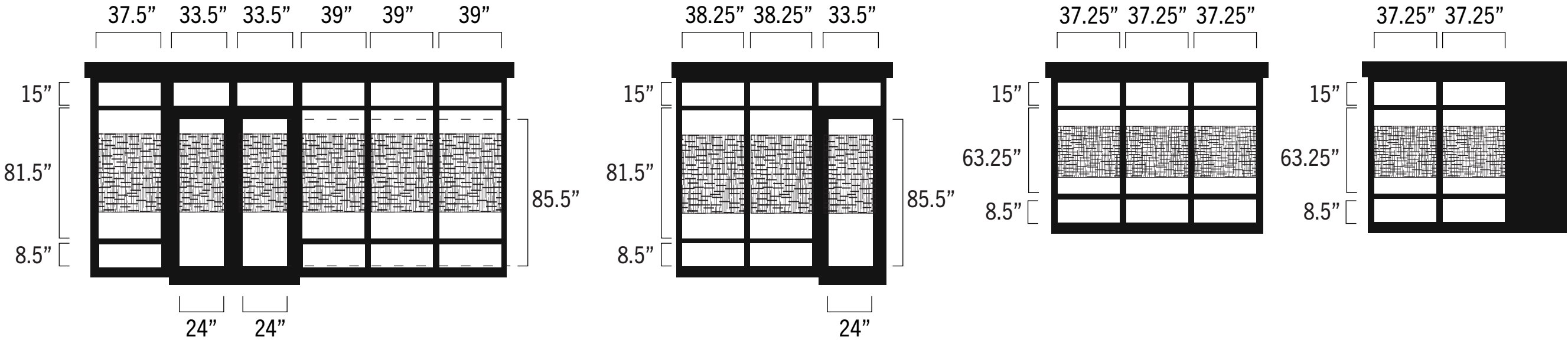
SHEET NUMBER

D-15

22 WN-4 : Ticket Office Window Graphics - West Elevation SP-3, H8
Graphic artwork is TBD. Maximum allowance 50% coverage of overall window area.



23 WN-5 : Ticket Office Window Graphics - North Elevation SP-3, IT7
Graphic artwork is TBD. Maximum allowance 50% coverage of overall window area.




SPECIFICATIONS

BEETLE KILL PINE WOOD CONSTRUCTION WITH DARK OAK STAIN.

TICKET KIOSKS MOUNTED TO WOOD PLATFORM.

GRAPHICS MADE UP OF PRINTED VINYL GRAPHICS ON 3MM ALUMINUM COMPOSITE. SIGNS ARE MOUNTED TO WOOD STRUCTURE THROUGH THE USE OF 1" STANDOFFS

include and update this information as needed



24 FS-11 & FS-12 : Ticket Pickup Kiosk - Double Version *SP-4, J11 & R3*
Current drawings represent 2 double kiosks. Maximum allowance is 5

ISSUE DATE: 01/19/2023

DRAWN: CA REVIEWED:

MASTER SIGN PLAN
SPECIFICATION DRAWINGS

SHEET NUMBER

D-16



SPECIFICATIONS

BEETLE KILL PINE WOOD CONSTRUCTION WITH DARK OAK STAIN.

TICKET KIOSKS MOUNTED TO WOOD PLATFORM.

GRAPHICS MADE UP OF PRINTED VINYL GRAPHICS ON 3MM ALUMINUM COMPOSITE. SIGNS ARE MOUNTED TO WOOD STRUCTURE THROUGH THE USE OF 1" STANDOFFS

25 FS-13: Ticket Pickup Kiosk - Triple Version

Current drawings represent 1 triple kiosk. Maximum allowance is 3

SP-4, J10

SPECIFICATIONS

BEETLE KILL PINE WOOD CONSTRUCTION
WITH SANDBLASTED LETTERING AND
DARK OAK STAIN.



include and update this information
as needed

26

W-12: Welcome Center Building Sign

Drawings represent current sign. Maximum allowance is 32 sq. feet.

SP-4, J10



ISSUE DATE: 01/19/2023

DRAWN: CA REVIEWED: _____

MASTER SIGN PLAN
SPECIFICATION DRAWINGS

SHEET NUMBER

D-18

SPECIFICATIONS

PRINTED SELF-ADHESIVE VINYL
GRAPHICS

27

WN-6: Welcome Center Window Graphics

SP-4, A10

Graphic artwork is TBD. Maximum allowance is 30% coverage of overall window area.

include and update this information
as needed




Represents future graphic coverage



ISSUE DATE: 01/19/2023

DRAWN: CA REVIEWED: _____

MASTER SIGN PLAN
SPECIFICATION DRAWINGS

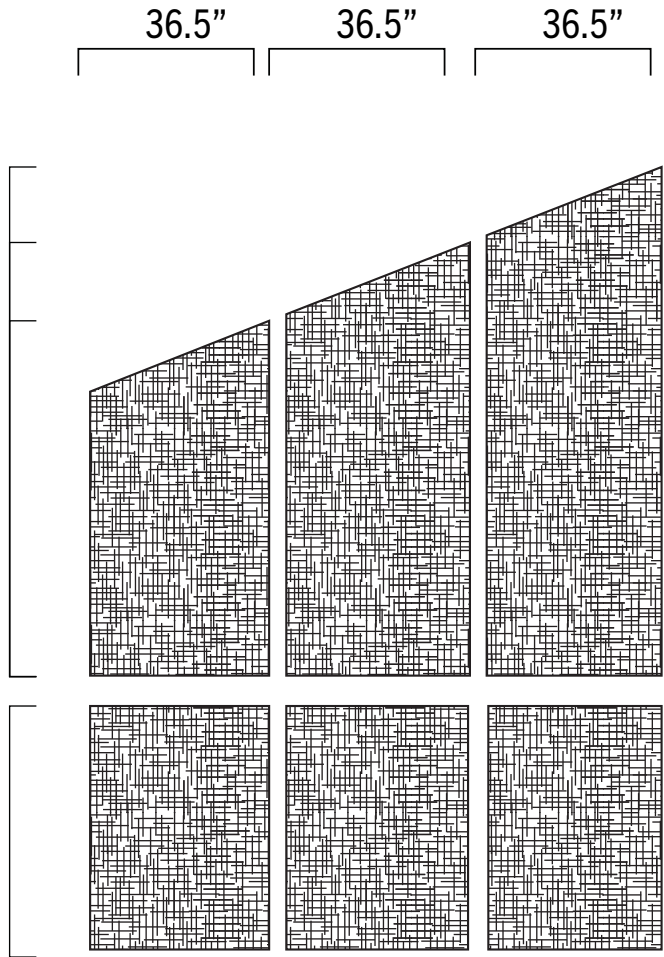


29

WN-8: Steamboat Square, South Elevation Window Graphics

SP-5, H12

Graphic artwork is TBD. Maximum allowance is 100% of window area



include and update this information. these window graphics would need to meet requirements as they were not approved in the Major Adjustment, or they would need to be approved through another major adjustment

SPECIFICATIONS

PRINTED SELF-ADHESIVE VINYL GRAPHICS



ISSUE DATE: 01/19/2023

DRAWN: CA REVIEWED:

MASTER SIGN PLAN
SPECIFICATION DRAWINGS

SPECIFICATIONS

PRINTED SELF-ADHESIVE
VINYL GRAPHICS OVERLAID
ON BRUSHED SILVER VINYL.
ALL VINYL GRAPHICS APPLIED
TO 6MM ACM.

SIGN MOUNTED WITH 1"
PROJECTION FROM THE WALL.

this sign may have been
approved by permit- see
comments about signs that
have been permitted

30 W-13: Steamboat Sports-Demo Center, South Elevation Wall Sign SP-5, G11

Drawings represent current signage. Maximum allowance is 40 sq. feet per sign, 2 signs maximum,
1 sign per elevation.

ISSUE DATE: 01/19/2023

DRAWN: CA REVIEWED:

MASTER SIGN PLAN
SPECIFICATION DRAWINGS

SHEET NUMBER

D-22

ISSUE DATE: 01/19/2023

DRAWN: CA REVIEWED: _____

MASTER SIGN PLAN
SPECIFICATION DRAWINGS

SHEET NUMBER

D-23



SPECIFICATIONS


PRINTED SELF-ADHESIVE VINYL GRAPHICS OVERLAID ON BRUSHED SILVER VINYL. ALL VINYL GRAPHICS APPLIED TO 6MM ACM.

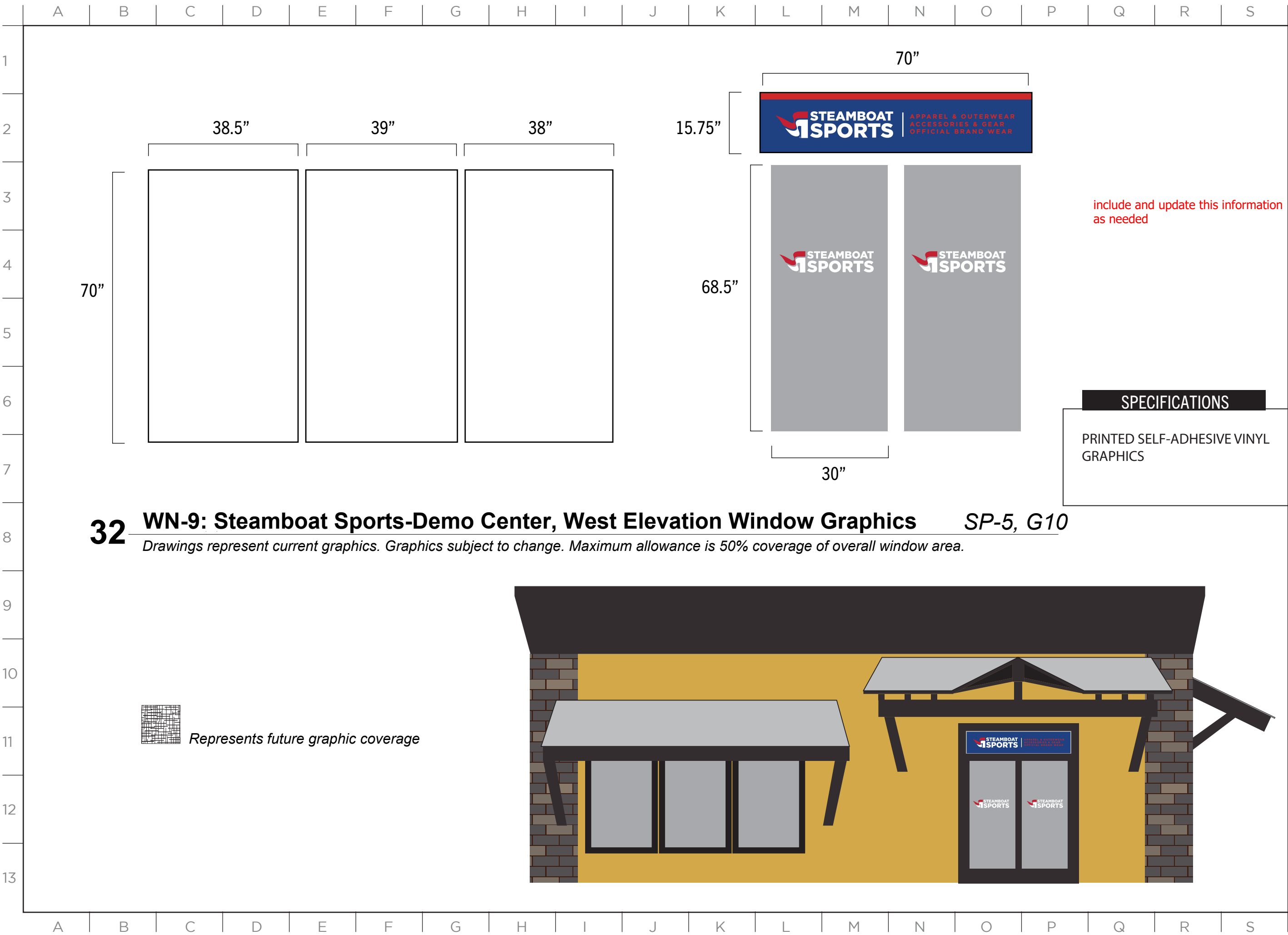
SIGN MOUNTED WITH 1" PROJECTION FROM THE WALL.

include and update this information as needed

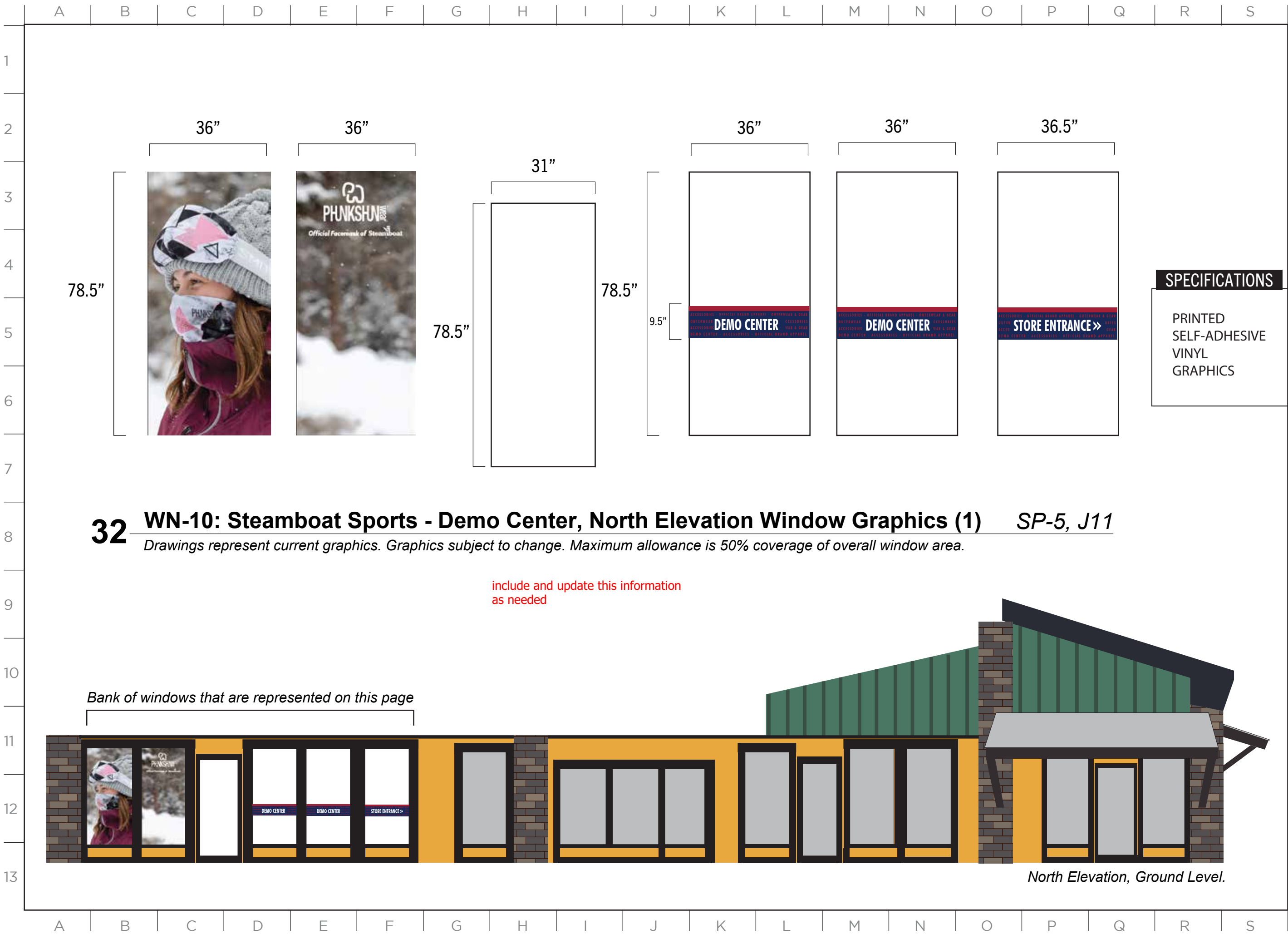
31 W-14: Steamboat Sports-Demo Center, West Elevation Wall Sign SP-5, G11

Drawings represent current signage. Maximum allowance is 40 sq. feet per sign, 2 signs maximum, 1 sign per elevation.





MASTER SIGN PLAN



32 WN-10: Steamboat Sports - Demo Center, North Elevation Window Graphics (1) SP-5, J11
Drawings represent current graphics. Graphics subject to change. Maximum allowance is 50% coverage of overall window area.

include and update this information
as needed

Bank of windows that are represented on this page

North Elevation, Ground Level.

ISSUE DATE: 01/19/2023

DRAWN: CA REVIEWED:

MASTER SIGN PLAN
SPECIFICATION DRAWINGS

SHEET NUMBER

D-25

MASTER SIGN PLAN

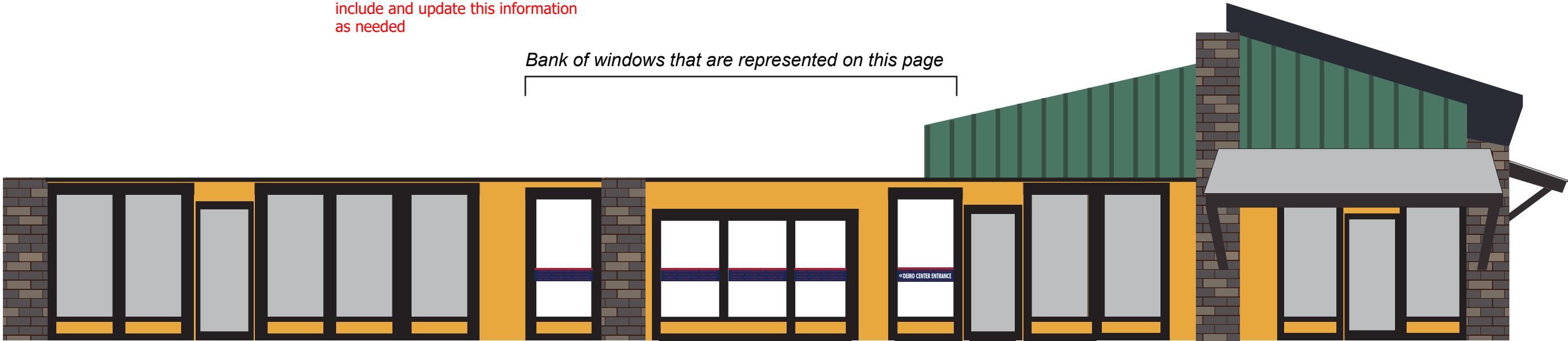
SPECIFICATIONS

PRINTED
SELF-ADHESIVE
VINYL
GRAPHICS

33 WN-11: Steamboat Sports - Demo Center, North Elevation Window Graphics (2) SP-5, J11
Drawings represent current graphics. Graphics subject to change. Maximum allowance is 50% coverage of overall window area.

include and update this information
as needed

Bank of windows that are represented on this page



North Elevation, Ground Level.

ISSUE DATE: 01/19/2023

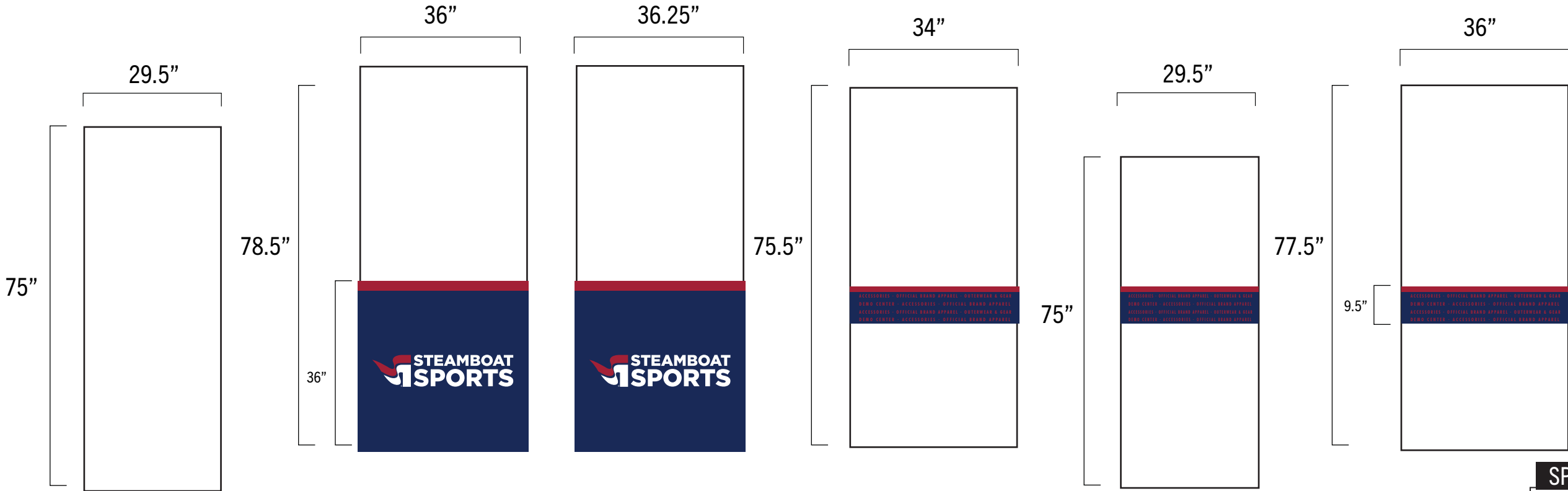
DRAWN: CA REVIEWED:

MASTER SIGN PLAN
SPECIFICATION DRAWINGS

SHEET NUMBER

D-26

MASTER SIGN PLAN



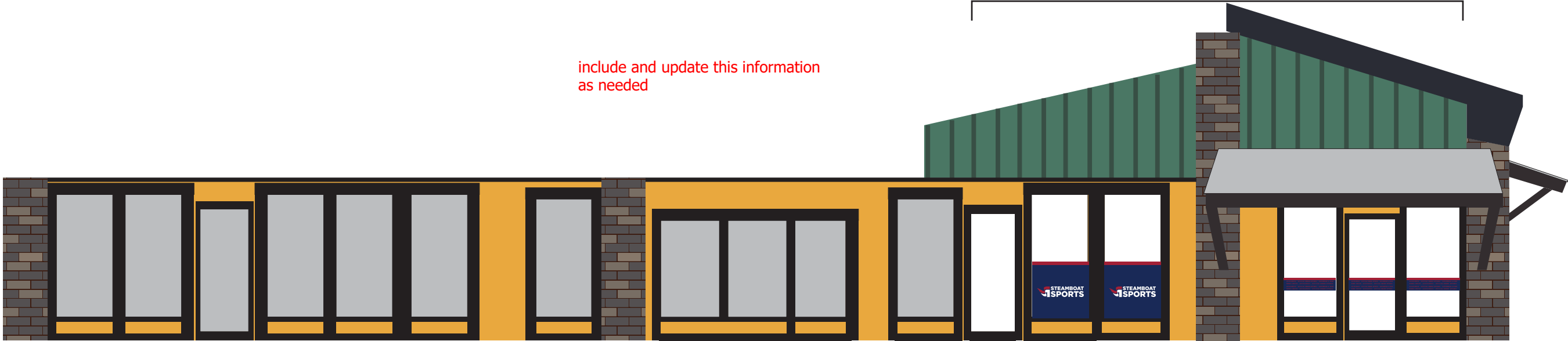
34 WN-12: Steamboat Sports - Demo Center, North Elevation Window Graphics (3) SP-5, H10
Drawings represent current graphics. Graphics subject to change. Maximum allowance is 50% coverage of overall window area.

SPECIFICATIONS

PRINTED
SELF-ADHESIVE
VINYL
GRAPHICS

Bank of windows that are represented on this page

include and update this information
as needed



North Elevation, Ground Level.

ISSUE DATE: 01/19/2023

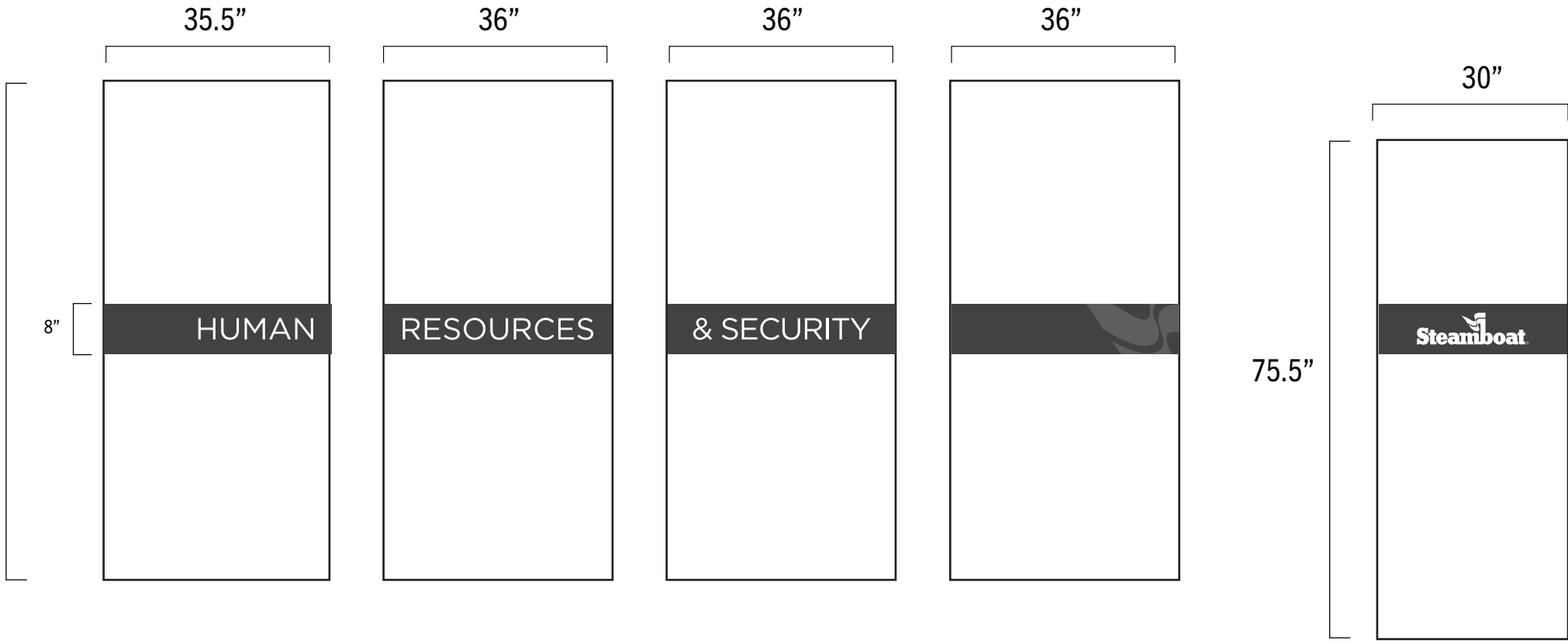
DRAWN: CA REVIEWED:

MASTER SIGN PLAN
SPECIFICATION DRAWINGS

SHEET NUMBER

D-27

MASTER SIGN PLAN



SPECIFICATIONS

PRINTED
SELF-ADHESIVE
VINYL
GRAPHICS

35


WN-13: Human Resources - Remote Office, North Elevation Window Graphics

SP-5, J11

Drawings represent current graphics. Graphics subject to change. Maximum allowance is 30% coverage of overall window area.

Bank of windows that are represented on this page

include and update this information
as needed



North Elevation, Second Level.

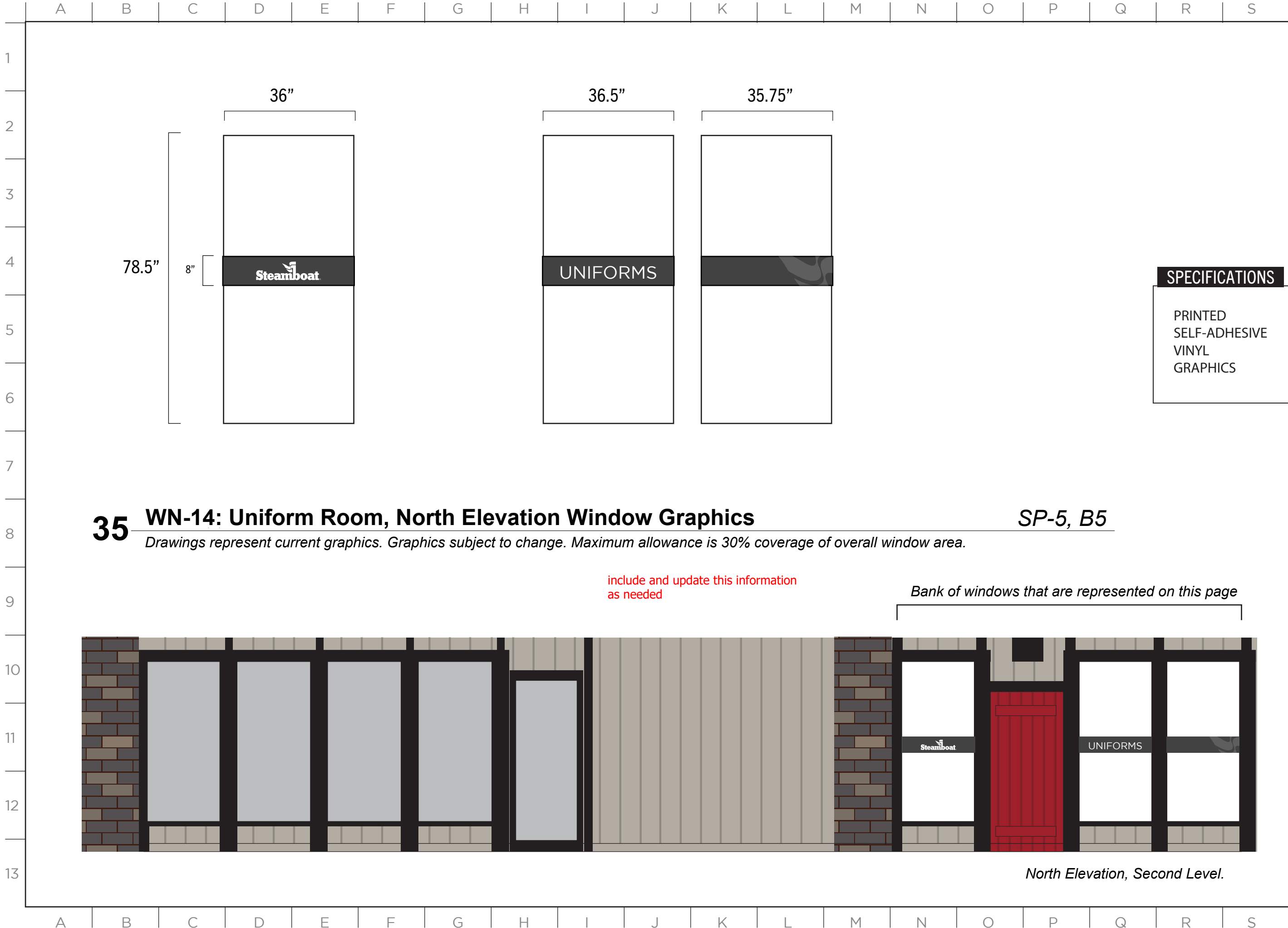
ISSUE DATE: 01/19/2023

DRAWN: CA REVIEWED:

MASTER SIGN PLAN
SPECIFICATION DRAWINGS

SHEET NUMBER

D-28



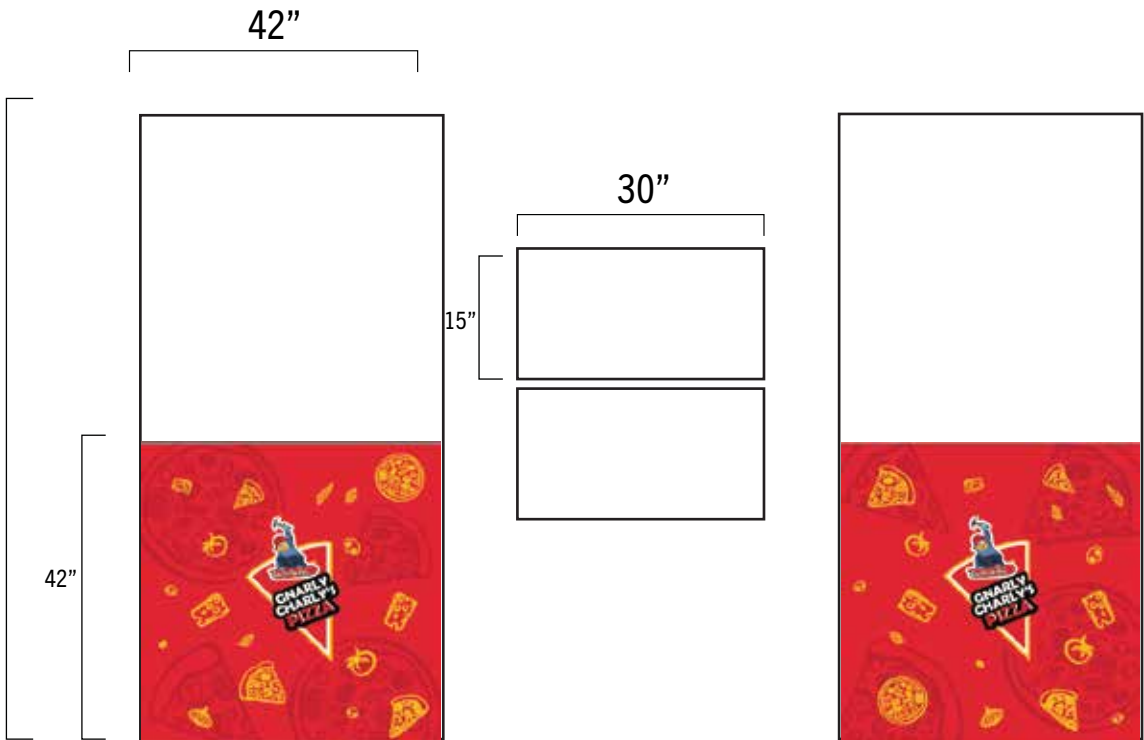
ISSUE DATE: 01/19/2023

DRAWN: CA REVIEWED:

MASTER SIGN PLAN
SPECIFICATION DRAWINGS

SHEET NUMBER

D-29



include and update this information
as needed

SPECIFICATIONS


PRINTED
SELF-ADHESIVE
VINYL
GRAPHICS

36

WN-15: Gnarly Charly’s Pizza, South Elevation Window Graphics

SP-5, I11

Drawings represent current graphics. Graphics subject to change. Maximum allowance is 50% coverage of overall window area.



South Elevation, First Level.

ISSUE DATE: 01/19/2023

DRAWN: CA REVIEWED: _____

MASTER SIGN PLAN
SPECIFICATION DRAWINGS

SPECIFICATIONS

PRINTED
SELF-ADHESIVE
VINYL
GRAPHICS

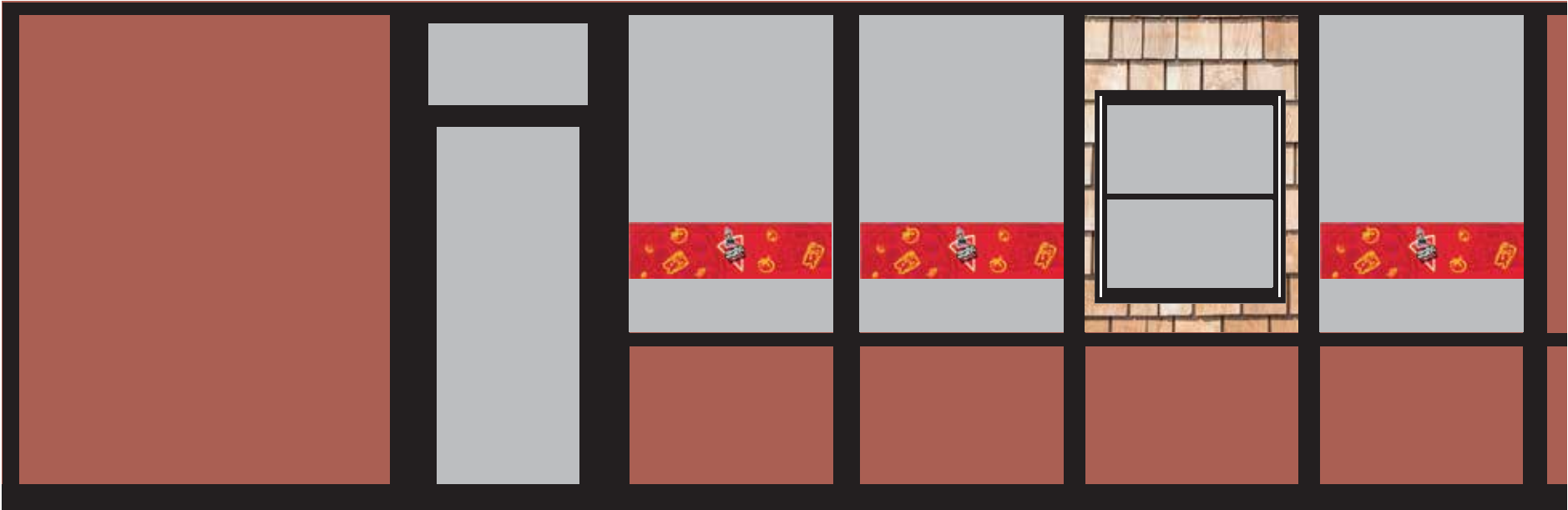
include and update this information
as needed

37

WN-16: Gnarly Charly’s Pizza, East Elevation Window Graphics

SP-5, J10

Drawings represent current graphics. Graphics subject to change. Maximum allowance is 50% coverage of overall window area.



East Elevation, First Level.

ISSUE DATE: 01/19/2023

DRAWN: CA REVIEWED:

MASTER SIGN PLAN
SPECIFICATION DRAWINGS

SHEET NUMBER

D-31



SPECIFICATIONS

ROUTER ENGRAVED
WOOD SIGN WITH
PAINTED SURFACE.

WOOD SIGN MOUNTED
TO CORRUGATED TIN
BACKER.

FULL SIGN FLUSH
MOUNTED TO BUILDING
FASCIA.

include and update this information
as needed

38 W-14 & W-15: Gnarly Charly's Pizza - Wall Signs

SP-5, J10 & J11

Drawings represent current signage. Maximum allowance is 32 sq. feet per sign, 2 signs maximum



East Elevation, First Level

ISSUE DATE: 01/19/2023

DRAWN: CA REVIEWED:

MASTER SIGN PLAN
SPECIFICATION DRAWINGS

SHEET NUMBER

D-32



SPECIFICATIONS

PRINTED VINYL GRAPHICS
ON 6MM ALUMINUM
COMPOSITE.

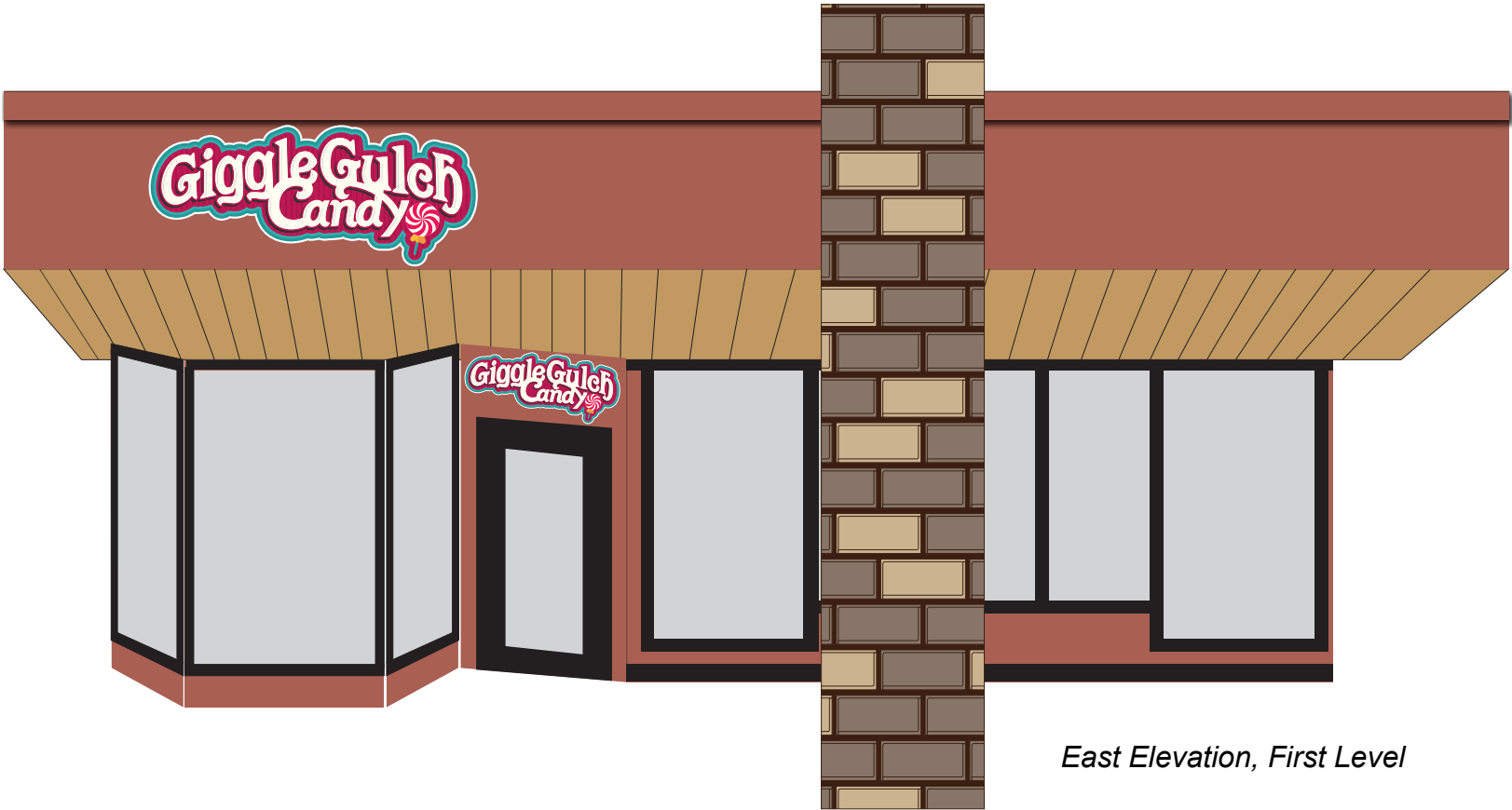
SIGN FLUSH MOUNTED TO
FASCIA WITH MECHANICAL
FASTENERS

39 W-17 & W-18: Giggle Gulch Candy - Wall Signs

SP-5, J9

Drawings represent current signage. Maximum allowance is 32 sq. feet per sign, 2 signs maximum

include and update this information
as needed



East Elevation, First Level

ISSUE DATE: 01/19/2023

DRAWN: CA REVIEWED:

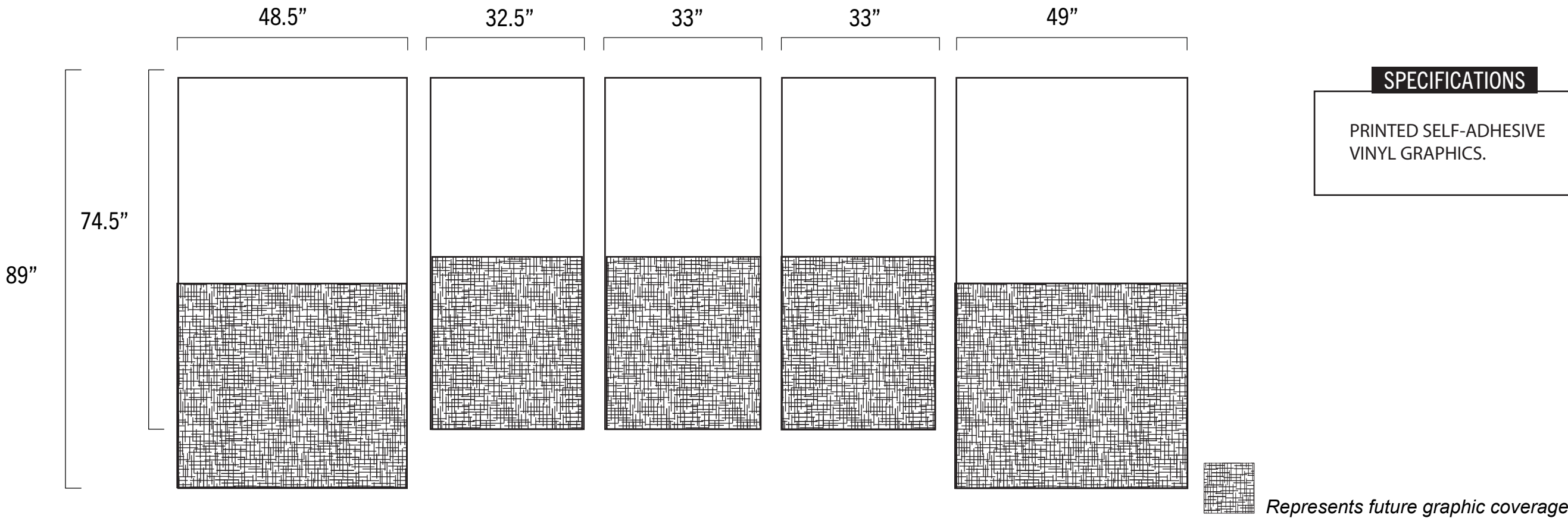
MASTER SIGN PLAN
SPECIFICATION DRAWINGS

SHEET NUMBER

D-33

SPECIFICATIONS

PRINTED SELF-ADHESIVE
VINYL GRAPHICS.



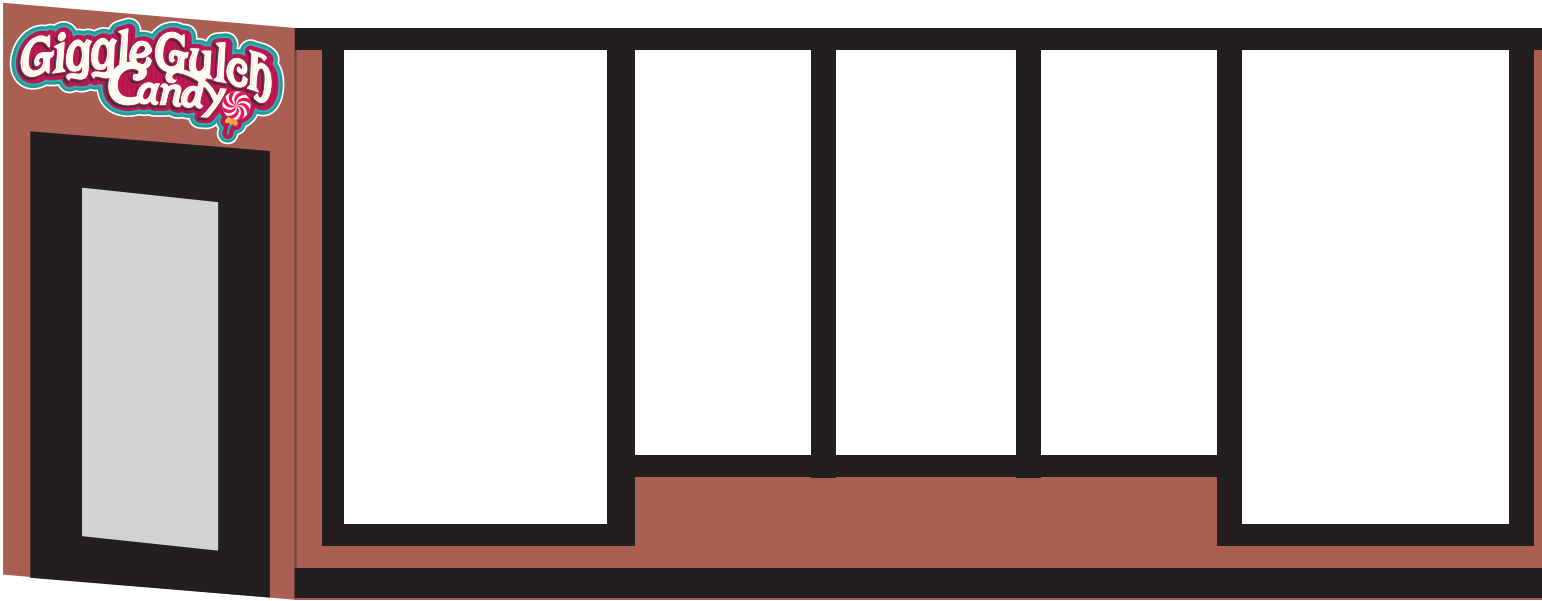
40

WN-17 Giggle Gulch Candy - Window Graphics - East Eleveation

SP-5, K8

Graphic artwork is TBD. Maximum allowance is 50% coverage of overall window area.

See comments about signs from
Major Adjustment



East Elevation, First Level

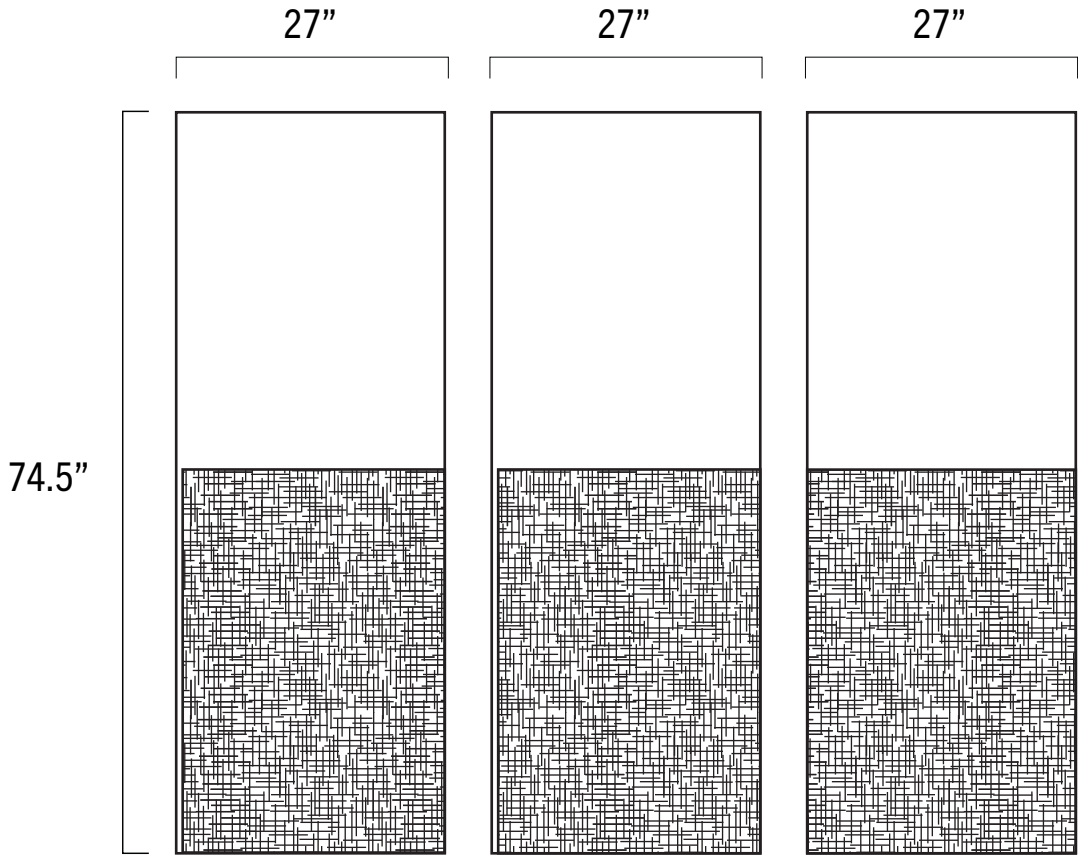
ISSUE DATE: 01/19/2023

DRAWN: CA REVIEWED: _____

MASTER SIGN PLAN
SPECIFICATION DRAWINGS

SPECIFICATIONS

PRINTED SELF-ADHESIVE
VINYL GRAPHICS.



 Represents future graphic coverage

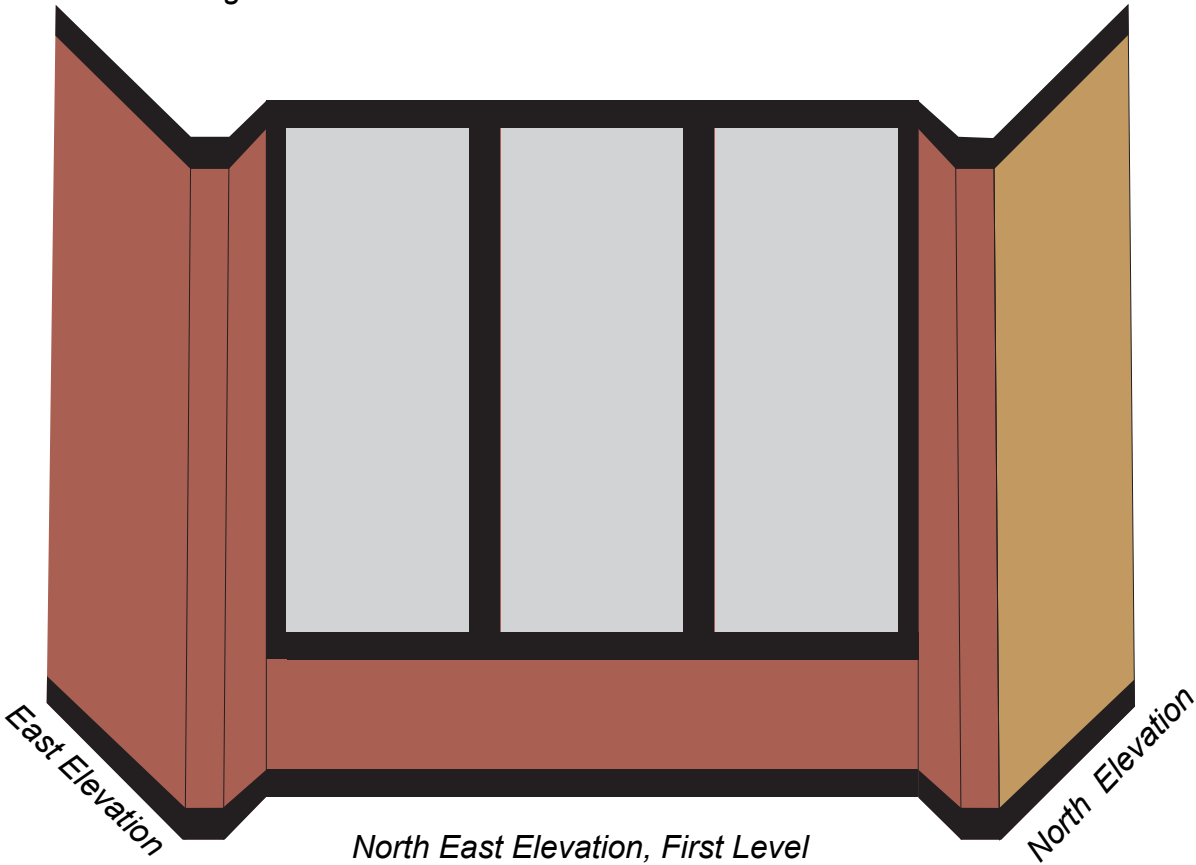
41

WN-18 Giggle Gulch Candy - Window Graphics - North East Eleveation

SP-5, K7

Graphic artwork is TBD. Maximum allowance is 50% coverage of overall window area.

See comments about signs from
Major Adjustment



ISSUE DATE: 01/19/2023

DRAWN: CA REVIEWED:

MASTER SIGN PLAN
SPECIFICATION DRAWINGS

SHEET NUMBER

D-35

SPECIFICATIONS

PRINTED SELF-ADHESIVE
VINYL GRAPHICS.

42

WN-19 Giggle Gulch Candy - Window Graphics - North East Eleveation

SP-5, B5

Graphic artwork is TBD. Maximum allowance is 50% coverage of overall window area.



Represents future graphic coverage

See comments about signs from
Major Adjustment



North Elevation, First Level

ISSUE DATE: 01/19/2023

DRAWN: CA REVIEWED: _____

MASTER SIGN PLAN
SPECIFICATION DRAWINGS

SPECIFICATIONS


PRINTED SELF-ADHESIVE
VINYL GRAPHICS.

43 **WN-20 Giggle Gulch Candy - Window Graphics - North East Eleveation** *SP-5, L6*
Graphic artwork is TBD. Maximum allowance is 100% coverage of overall window area.

See comments about signs from
Major Adjustment



Represents future graphic coverage



East Elevation, Second Level

ISSUE DATE: 01/19/2023

DRAWN: CA REVIEWED:

MASTER SIGN PLAN
SPECIFICATION DRAWINGS

SHEET NUMBER

D-37

SPECIFICATIONS

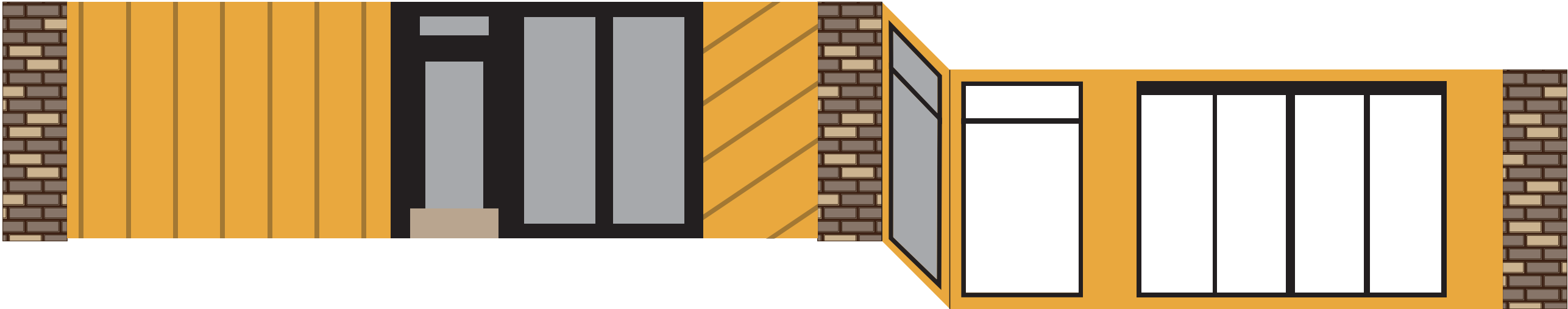
PRINTED SELF-ADHESIVE
VINYL GRAPHICS.

44 WN-21 Steamboat Sports, Steamboat Square - Window Graphics - East Eleveation *SP-5, L5*
Graphic artwork is TBD. Maximum allowance is 50% coverage of overall window area.

include and update as needed



Represents future graphic coverage



East Elevation, Second Level

ISSUE DATE: 01/19/2023

DRAWN: CA REVIEWED: _____

MASTER SIGN PLAN
SPECIFICATION DRAWINGS

SHEET NUMBER

D-38



SPECIFICATIONS

PRINTED SELF-ADHESIVE VINYL GRAPHICS MOUNTED ON 3MM ALUMINUM COMPOSITE.

SIGN IS FLUSH MOUNTED TO EXTERIOR WALL THROUGH THE USE OF MECHANICAL FASTENERS.

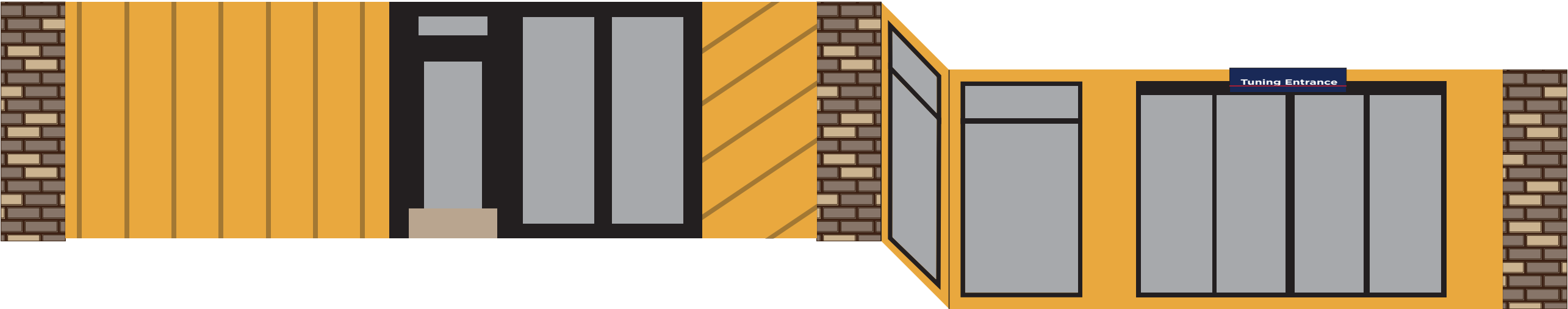
45

W-19 Steamboat Sports, Steamboat Square - Wall Sign - East Eleveation

SP-5, B5

Drawings represent current signage. Maximum allowance is 20 sq. feet.

include and update as needed



East Elevation, Second Level

ISSUE DATE: 01/19/2023

DRAWN: CA REVIEWED: _____

MASTER SIGN PLAN
SPECIFICATION DRAWINGS

SHEET NUMBER

D-37



SPECIFICATIONS

PRINTED SELF-ADHESIVE
VINYL GRAPHICS MOUNTED
ON 3MM ALUMINUM
COMPOSITE.

SIGN IS FLUSH MOUNTED
TO EXTERIOR WALL
THROUGH THE USE OF
MECHANICAL FASTENERS.

MASTER SIGN PLAN

46 W-20 Steamboat Sports, Steamboat Square - Wall Sign - East Elevation SP-5, LT5
Drawings represent current signage. Maximum allowance is 32 sq. feet.

include and update as needed

East Elevation, Second Level

ISSUE DATE: 01/19/2023

DRAWN: CA REVIEWED:

MASTER SIGN PLAN
ZONE 1 SPECIFICATIONS

SHEET NUMBER
D-40



SPECIFICATIONS

PRINTED SELF-ADHESIVE VINYL GRAPHICS MOUNTED ON 3MM ALUMINUM COMPOSITE.

SIGN IS FLUSH MOUNTED TO EXTERIOR WALL THROUGH THE USE OF MECHANICAL FASTENERS.

47

W-21 & W-22 Steamboat Sports, Steamboat Square - Wall Signs - South East Eleveation

SP-5, B5

Drawings represent current signage. Maximum allowance is 20 sq. feet per sign, 2 signs maximum

include and update as needed



South East Elevation, Second Level

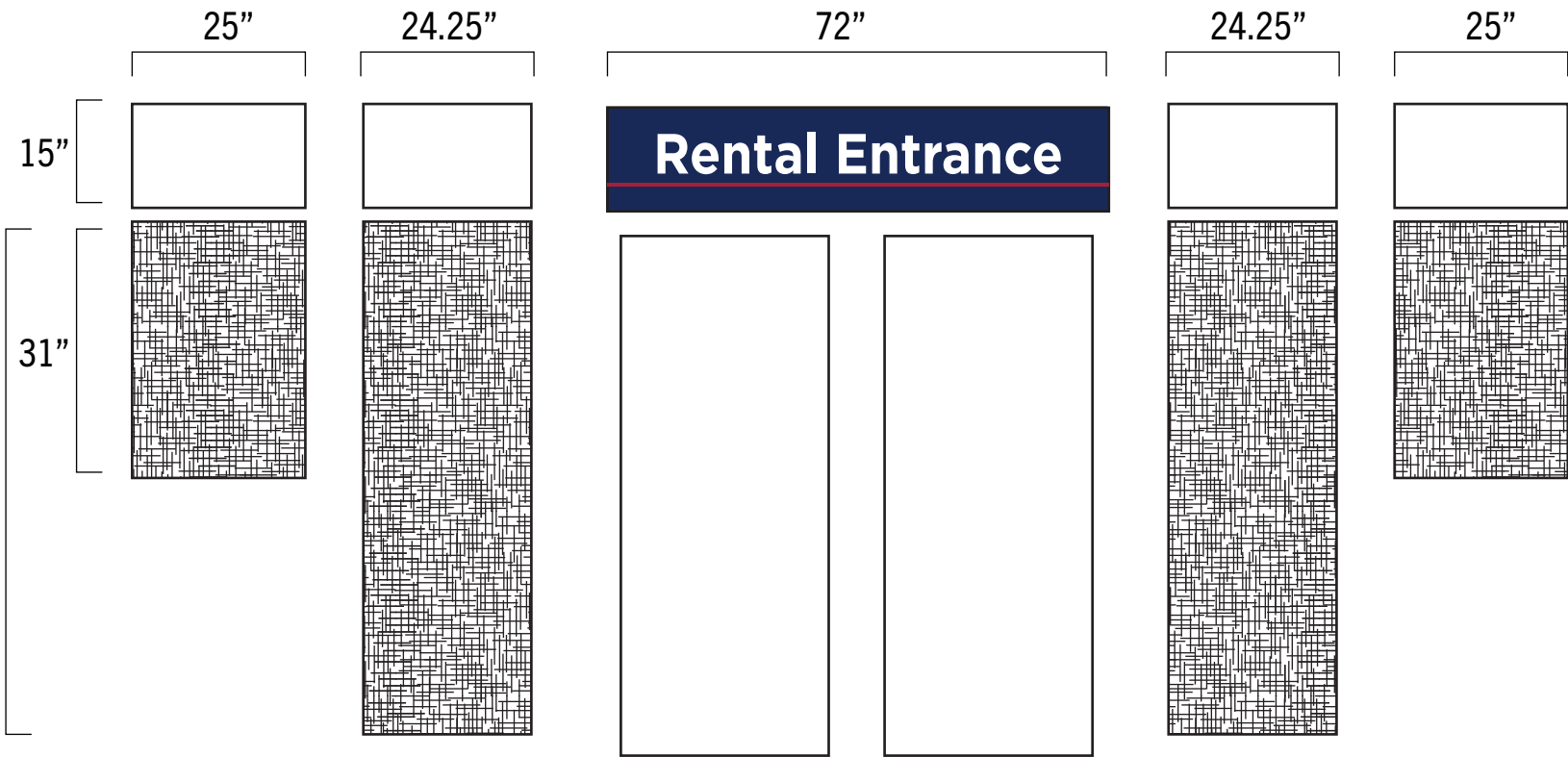
ISSUE DATE: 01/19/2023

DRAWN: CA REVIEWED:

MASTER SIGN PLAN
SPECIFICATION DRAWINGS

SHEET NUMBER

D-41



SPECIFICATIONS

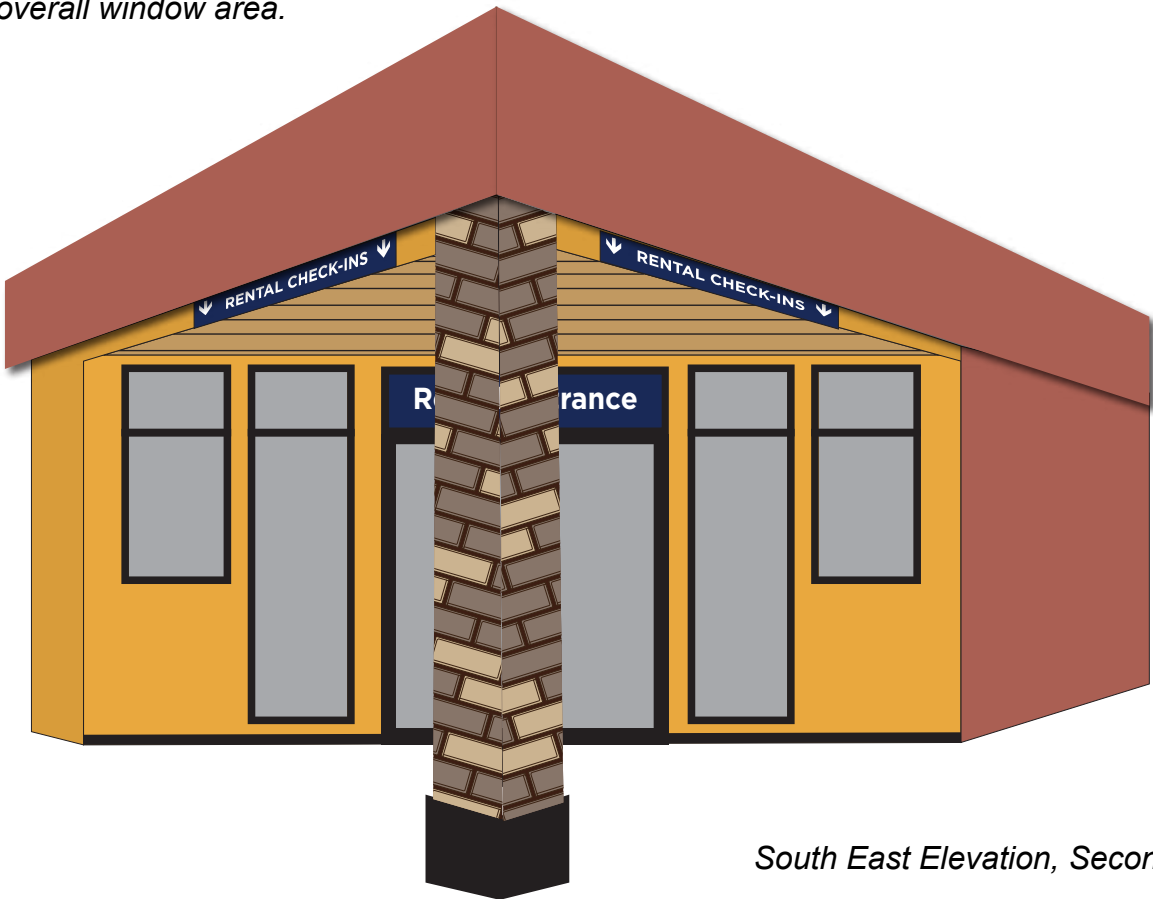
PRINTED SELF-ADHESIVE
VINYL GRAPHICS .

48 WN-22 Steamboat Sports, Steamboat Square - Window Graphics - South East Elevation *SP-5, B5*

Graphic artwork is TBD. Maximum allowance is 50% coverage of overall window area.

 Represents future graphic coverage

include and update as
needed, window signs should
meet standard, be excluded
from this plan, or be included
in another adjustment
request



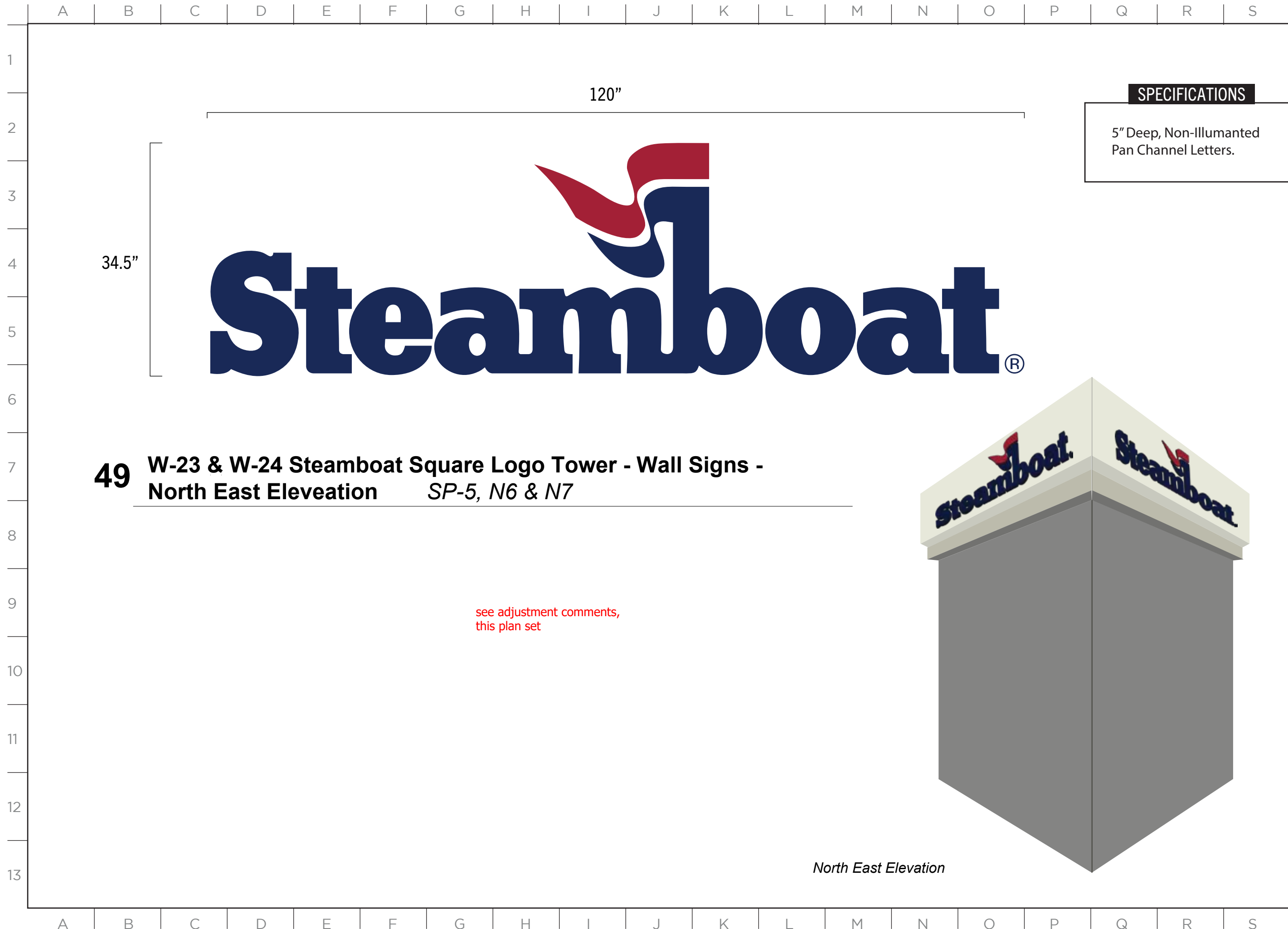
South East Elevation, Second Level

ISSUE DATE: 01/19/2023

DRAWN: CA REVIEWED:

MASTER SIGN PLAN
SPECIFICATION DRAWINGS

SHEET NUMBER
D-42



49 W-23 & W-24 Steamboat Square Logo Tower - Wall Signs -
North East Elevation *SP-5, N6 & N7*

SPECIFICATIONS

5" Deep, Non-Illumanted
Pan Channel Letters.

MASTER SIGN PLAN

SPECIFICATIONS

5" Deep, Non-Illumanted
Pan Channel Letters.

MASTER SIGN PLAN

50 W-25 & W-26 Steamboat Square Logo Tower - Wall Signs -
North East Elevation *SP-5, M7 & L7*

see adjustment comments,
this plan set




North West Elevation

ISSUE DATE: 01/19/2023

DRAWN: CA REVIEWED: _____

MASTER SIGN PLAN
SPECIFICATION DRAWINGS



SPECIFICATIONS

WOOD CONSTRUCTED
A-FRAME. STAINED WITH
DARK OAK STAIN.

3MM ALUMINUM COMPOS-
ITE PANELS WITH VINYL
GRAPHICS APPLIED TO
SIDES A & B.

include and update as needed

ISSUE DATE: 01/19/2023

DRAWN: CA REVIEWED: _____

MASTER SIGN PLAN
SPECIFICATION DRAWINGS

SHEET NUMBER

D-46

52

P-13 through P-24 - Wood A-Frames - Small

Multiple SP Locations

Graphics are subject to change. Graphics are temporary and communicate short term information to guests.
Placement locations vary. Locations can change dependent on type of short term communication

SPECIFICATIONS

WOOD CONSTRUCTED
A-FRAME. STAINED WITH DARK
OAK STAIN.

3MM ALUMINUM COMPOSITE
PANELS WITH VINYL GRAPHICS
APPLIED TO SIDES A & B.

MASTER SIGN PLAN

include and update as needed

ISSUE DATE: 01/19/2023

DRAWN: CA REVIEWED:

MASTER SIGN PLAN
SPECIFICATION DRAWINGS


SHEET NUMBER


D-47

53 P-25 through P-32 - Wood A-Frames - Large

Multiple SP Locations

Graphics are subject to change. Graphics are temporary and communicate short term information to guests.
Placement locations vary. Locations can change dependent on type of short term communication





2305 Mt. Werner Circle
Steamboat Springs, CO 80487
(970) 817-5636


MASTER SIGN PLAN

ISSUE DATE: 01/19/2023

DRAWN: CA REVIEWED:

MASTER SIGN PLAN
SPECIFICATION DRAWINGS

SHEET NUMBER
D-48



55

B-1 through B-16 - Pole Banners

Graphics are subject to change. Graphics communicate short term events.

SP-4, B9 & SP-2, H5 - C12

MASTER SIGN PLAN

ISSUE DATE: 01/19/2023

DRAWN: CA REVIEWED:

MASTER SIGN PLAN
SPECIFICATION DRAWINGS

SPECIFICATIONS

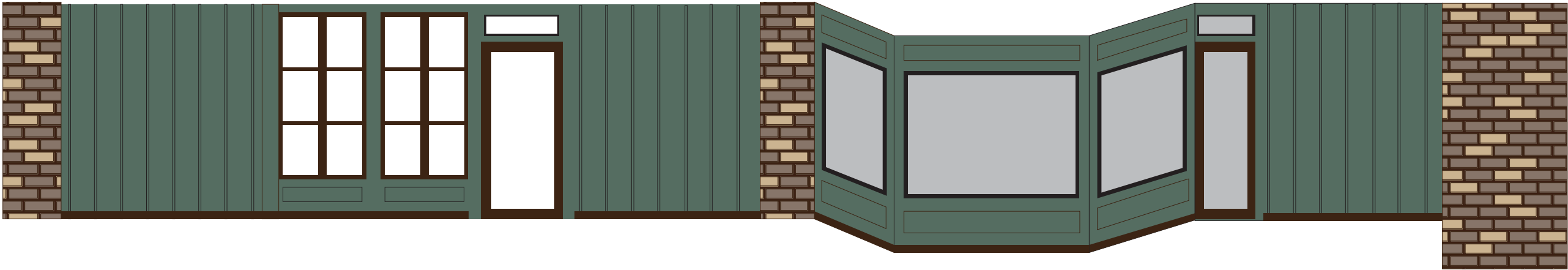
PRINTED SELF-ADHESIVE VINYL
GRAPHICS.

include and update as
needed, window signs should
meet standard, be exlcuded
from this plan, or be included
in another adjustment
request

56 WN-23 - The Grand Storage Window Graphics - East Elevation

SP-5, L6

Graphics TBD. Maximum allowance is 100% coverage of overall window area.




ISSUE DATE: 01/19/2023

DRAWN: CA REVIEWED:

MASTER SIGN PLAN
SPECIFICATION DRAWINGS

SHEET NUMBER

D-50



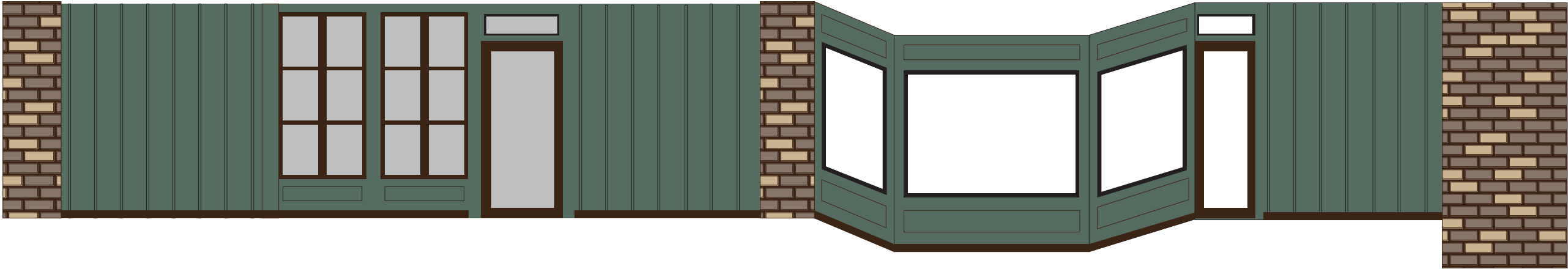
57 WN-24 - The Grand Storage Window Graphics - East Elevation *SP-5, L6*

Graphics are subject to change. Drawings represent current graphics - Maximum allowance is 100% coverage of overall window area.

include and update as needed, window signs should meet standard, be excluded from this plan, or be included in another adjustment request

SPECIFICATIONS

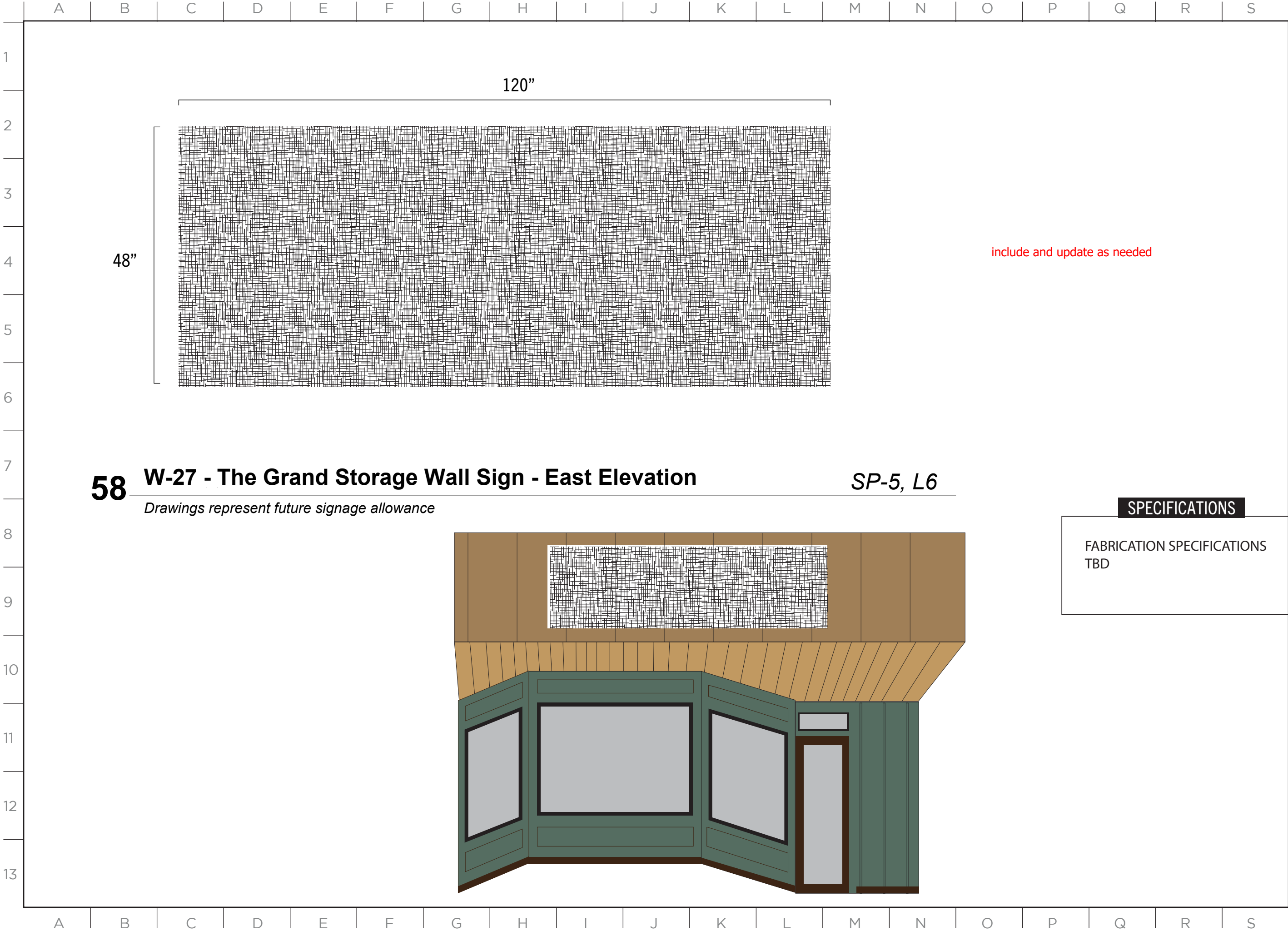
PRINTED SELF-ADHESIVE VINYL GRAPHICS



ISSUE DATE: 01/19/2023

DRAWN: CA REVIEWED:

MASTER SIGN PLAN
SPECIFICATION DRAWINGS



58

W-27 - The Grand Storage Wall Sign - East Elevation

SP-5, L6

Drawings represent future signage allowance

SPECIFICATIONS

FABRICATION SPECIFICATIONS
TBD

ISSUE DATE: 01/19/2023

DRAWN: CA REVIEWED:

MASTER SIGN PLAN
SPECIFICATION DRAWINGS

ISSUE DATE: 01/19/2023

DRAWN: CA REVIEWED: _____

**MASTER SIGN PLAN
SPECIFICATION DRAWINGS**

SHEET NUMBER

D-53



MOUNTED TO WALL USING
CONCEALED FASTENERS AND
TOGGLE ANCHOR SYSTEM.

SP-5, N4

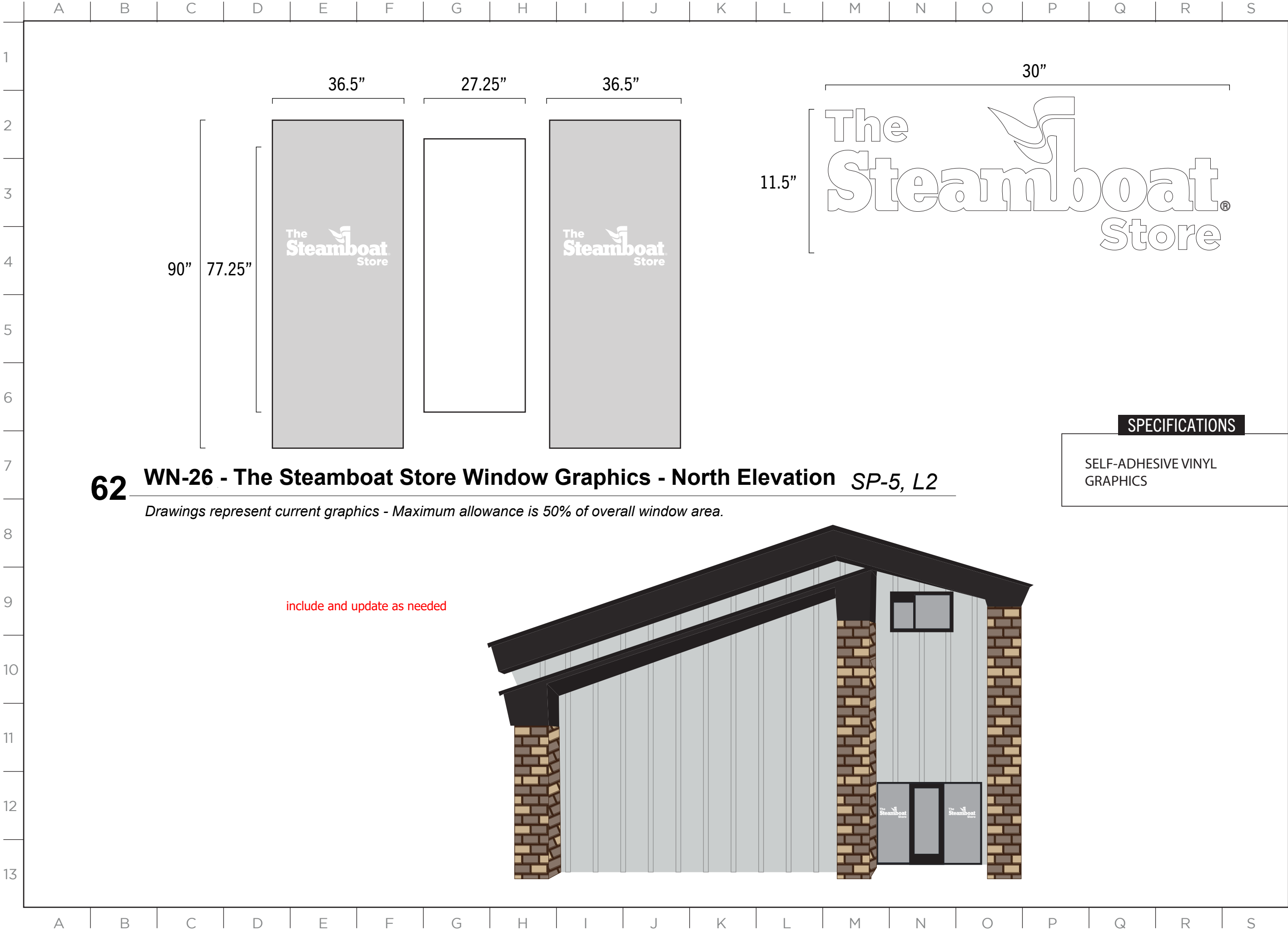
Drawings represent current signage. Maximum allowance is 40 sq. feet per sign, 2 signs maximum, 1 per elevation.







SPECIFICATIONS



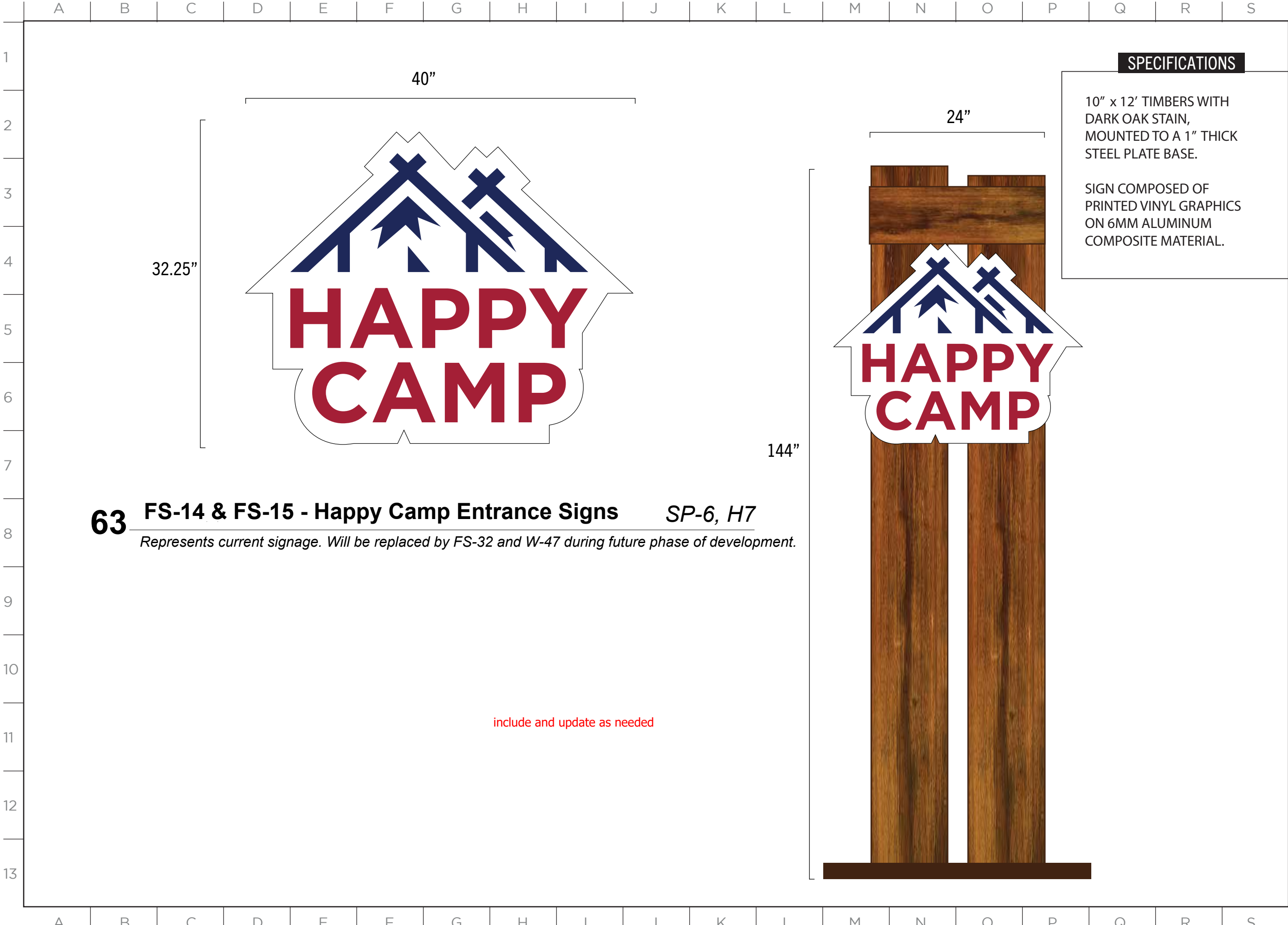
SPECIFICATIONS

SELF-ADHESIVE VINYL
GRAPHICS

ISSUE DATE: 01/19/2023

DRAWN: CA REVIEWED:

MASTER SIGN PLAN
SPECIFICATION DRAWINGS



SPECIFICATIONS

SIGN COMPOSED OF
PRINTED VINYL GRAPHICS
ON 6MM ALUMINUM
COMPOSITE MATERIAL.

MASTER SIGN PLAN

18.375"

22.75"



include and update as needed

64 W-29 through W-34 - Happy Camp Planter Signs SP-6, H5 - K6
Represents current signage. Will be replaced by FS-32 and W-47 during future phase of development.



ISSUE DATE: 01/19/2023

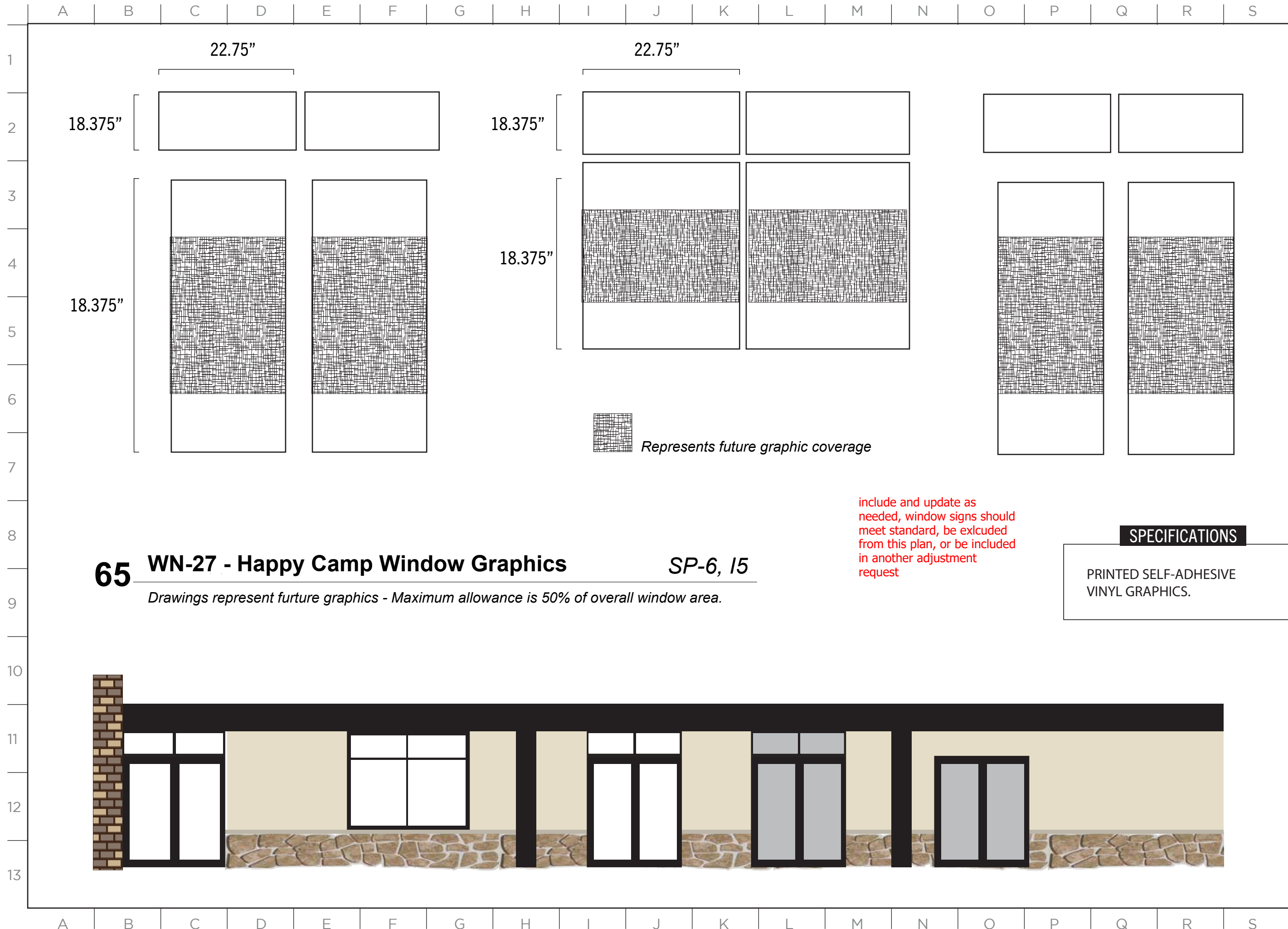
DRAWN: CA REVIEWED:

MASTER SIGN PLAN
SPECIFICATION DRAWINGS

SHEET NUMBER

D-58

MASTER SIGN PLAN



65 WN-27 - Happy Camp Window Graphics *SP-6, 15*
Drawings represent furture graphics - Maximum allowance is 50% of overall window area.

SPECIFICATIONS
PRINTED SELF-ADHESIVE
VINYL GRAPHICS.

MASTER SIGN PLAN

66

WN-28 - Happy Camp Window Graphics

SP-6, J5

Drawings represent current graphics - Maximum allowance is 50% of overall window area.



Represents future graphic coverage

SPECIFICATIONS

PRINTED SELF-ADHESIVE
VINYL GRAPHICS.

include and update as
needed, window signs should
meet standard, be exlcuded
from this plan, or be included
in another adjustment
request

ISSUE DATE: 01/19/2023

DRAWN: CA REVIEWED:

MASTER SIGN PLAN
ZONE 1 SPECIFICATIONS

SHEET NUMBER

D-60



MASTER SIGN PLAN

SPECIFICATIONS

PRINTED SELF-ADHESIVE
VINYL GRAPHICS ON
TRANSLUCENT ACRYLIC.

ACRYLIC IS BACKLIT BY LIGHT
FIXTURE.

ISSUE DATE: 01/19/2023

DRAWN: CA REVIEWED:

MASTER SIGN PLAN
SPECIFICATION DRAWINGS

MASTER SIGN PLAN

SPECIFICATIONS

CARVED HIGH-DENSITY
URETHANE FOAM. PAINTED
WITH CUSTOM GRAPHICS.

see adjustment comments,
this plan set

ISSUE DATE: 01/19/2023

DRAWN: CA REVIEWED:

MASTER SIGN PLAN
SPECIFICATION DRAWINGS

SHEET NUMBER

D-62



68 FF-1 - 505 SW Salsa Jar

SP-4, Q6

MASTER SIGN PLAN

SPECIFICATIONS

PRINTED SELF-ADHESIVE
VINYL GRAPHICS ON
GONDOLA CABIN

see adjustment comments,
this plan set



69 FF-2 - Jack Daniels Gondola Cabin SP-4, P5

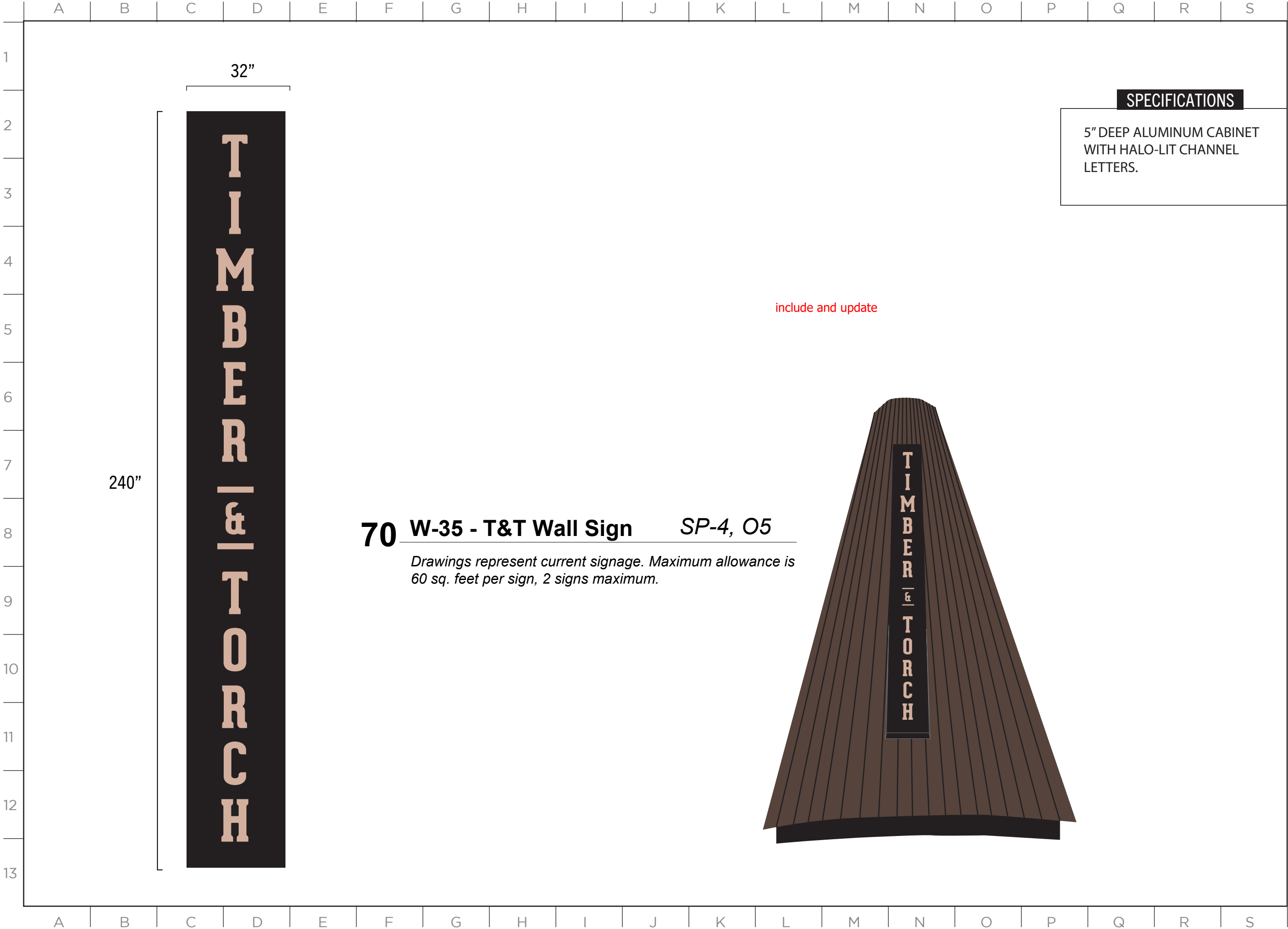
ISSUE DATE: 01/19/2023


DRAWN: CA REVIEWED:

MASTER SIGN PLAN
SPECIFICATION DRAWINGS

SHEET NUMBER

D-63





2305 Mt. Werner Circle
Steamboat Springs, CO 80487
(970) 817-5636


MASTER SIGN PLAN

ISSUE DATE: 01/19/2023

DRAWN: CA REVIEWED: _____

MASTER SIGN PLAN
SPECIFICATION DRAWINGS

SHEET NUMBER
D-64



MASTER SIGN PLAN

71 W-36 - Jack Daniels Wall Sign SP-4, Q5

SPECIFICATIONS

14 GAUGE, 3" DEEP STEEL
CABINET WITH
SELF-ADHESIVE VINYL
GRAPHICS

include and update
as needed

ISSUE DATE: 01/19/2023

DRAWN: CA REVIEWED:

MASTER SIGN PLAN
SPECIFICATION DRAWINGS

MASTER SIGN PLAN

SPECIFICATIONS

PRINTED SELF-ADHESIVE
VINYL GRAPHICS ON 6MM
ALUMINUM COMPOSITE.

ISSUE DATE: 01/19/2023

DRAWN: CA REVIEWED:

**MASTER SIGN PLAN
SPECIFICATION DRAWINGS**

SHEET NUMBER

D-66

16"

54"



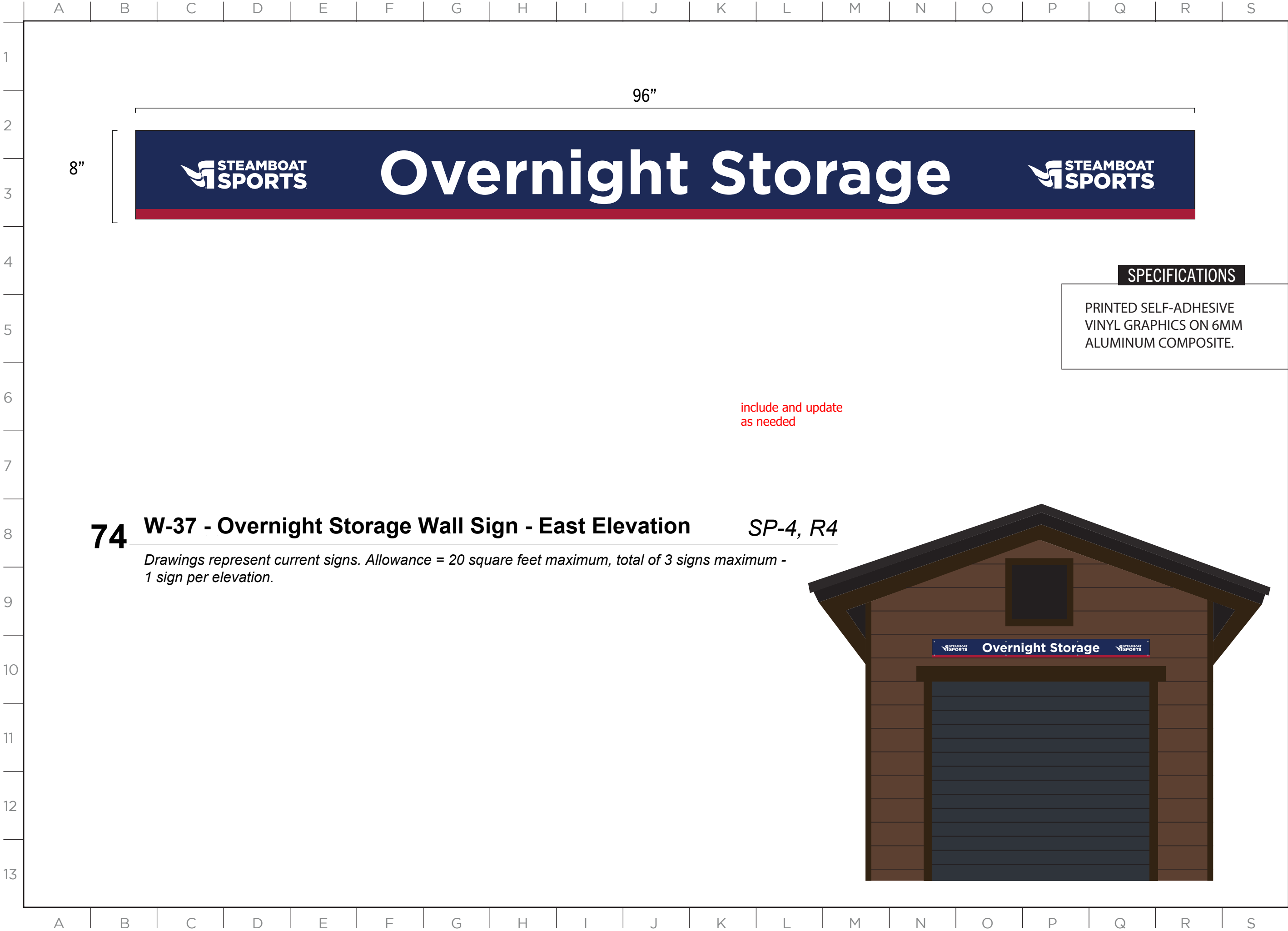
SPECIFICATIONS

PRINTED SELF-ADHESIVE VINYL GRAPHICS ON 6MM ALUMINUM COMPOSITE.

include and update as needed

73 D-1 - T&T Grill Menu - Drink SP-4, R5





74 W-37 - Overnight Storage Wall Sign - East Elevation *SP-4, R4*

Drawings represent current signs. Allowance = 20 square feet maximum, total of 3 signs maximum - 1 sign per elevation.



ISSUE DATE: 01/19/2023

DRAWN: CA REVIEWED:

MASTER SIGN PLAN
ZONE 1 SPECIFICATIONS



SPECIFICATIONS

3" DEEP ALUMINUM CABINET
WITH PUSH THROUGH
ACRYLIC LOGO. INTERNALLY
ILLUMINATED.

include and update
as needed

75 W-38 - Steamboat Sports Sheraton Wall Sign - East Elevation

SP-4, Q3

Drawings represent current signs. Allowance = 32 square feet maximum, total of 3 signs maximum - 1 sign per elevation.



East Elevation

ISSUE DATE: 01/19/2023

DRAWN: CA REVIEWED:

MASTER SIGN PLAN
SPECIFICATION DRAWINGS

SHEET NUMBER

D-69



SPECIFICATIONS

3" DEEP ALUMINUM CABINET
WITH PUSH THROUGH
ACRYLIC LOGO. INTERNALLY
ILLUMINATED.

include and update
as needed

76

W-39 - Steamboat Sports Sheraton Wall Sign - South Elevation

SP-4, Q4

Drawings represent current signs. Allowance = 32 square feet maximum, total of 3 signs maximum -
1 sign per elevation.



ISSUE DATE: 01/19/2023

DRAWN: CA REVIEWED:

MASTER SIGN PLAN
SPECIFICATION DRAWINGS

SHEET NUMBER

D-70



SPECIFICATIONS

PRINTED SELF-ADHESIVE
VINYL GRAPHICS

See adjustment
comments this
plan set

77 WN-29 - Steamboat Sports Sheraton Window Graphics - East Elevation SP-4, Q3

Drawings represent current graphics. Graphics subject to change. Maximum allowance is 100% coverage of entire window space



ISSUE DATE: 01/19/2023

DRAWN: CA REVIEWED:

MASTER SIGN PLAN
SPECIFICATION DRAWINGS

SHEET NUMBER

D-71



SPECIFICATIONS

PRINTED, SELF-ADHESIVE,
VINYL GRAPHICS.

See adjustment
comments this
plan set

78 WN-30 - Steamboat Sports Sheraton Window Graphics - East Elevation SP-4, Q4

Drawings represent current graphics. Graphics subject to change. Maximum allowance is 100% coverage of entire window space



East Elevation

ISSUE DATE: 01/19/2023

DRAWN: CA REVIEWED:

MASTER SIGN PLAN
SPECIFICAION DRAWINGS

SHEET NUMBER

D-72

SPECIFICATIONS

PRINTED, SELF-ADHESIVE,
VINYL GRAPHICS.

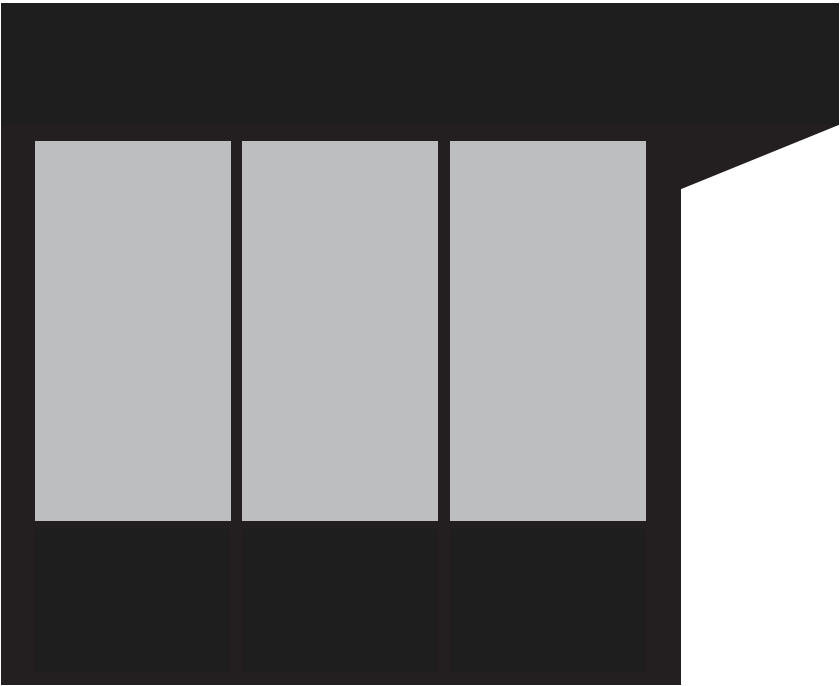
79WN-31 - Steamboat Sports Sheraton Entry Window Graphics - South Elevation SP-4, I3

Drawings represent future graphic coverage. Graphics subject to change.
Maximum allowance is 100% coverage of entire window space



Represents future graphic coverage

See adjustment
comments this
plan set



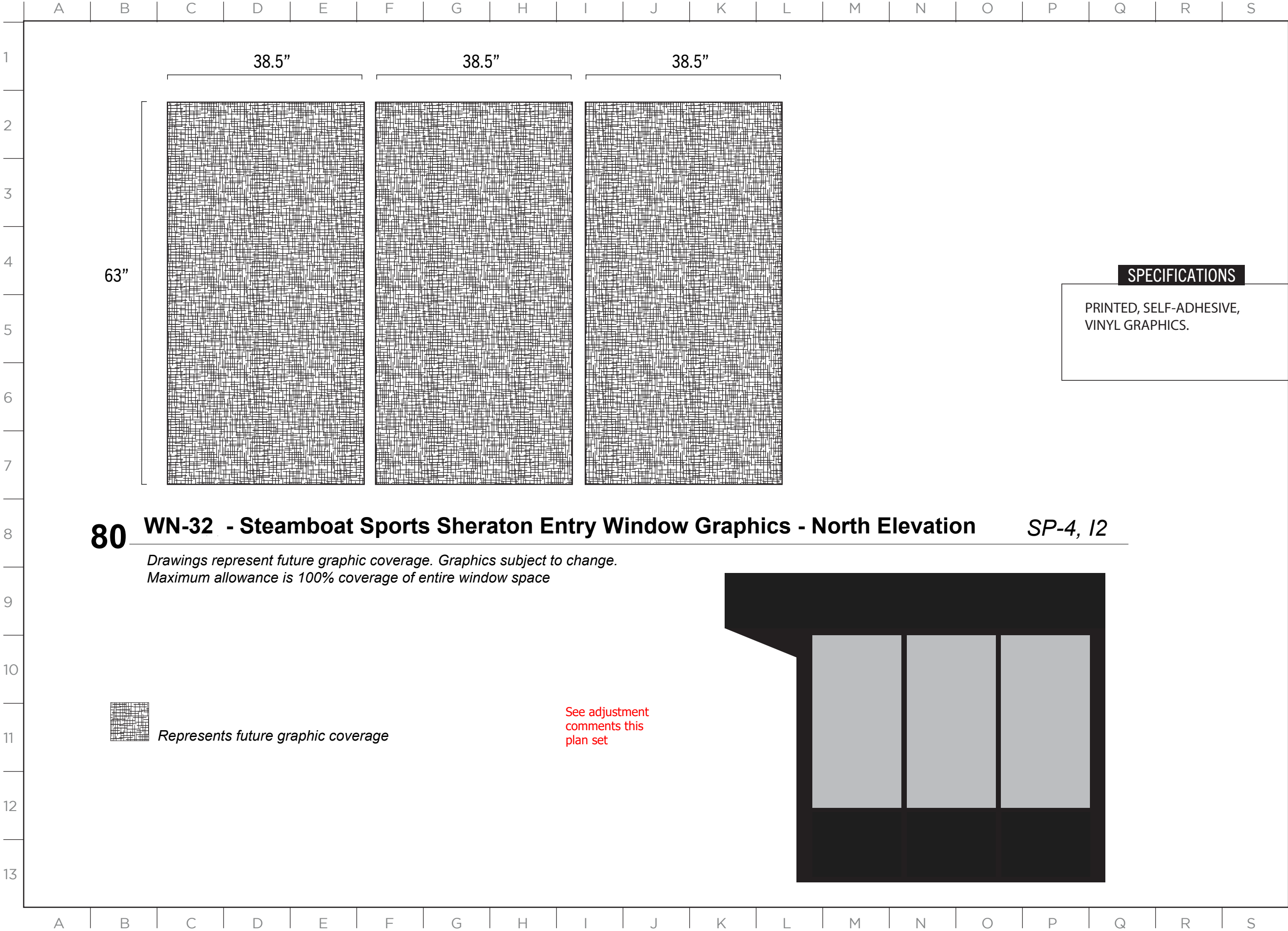
ISSUE DATE: 01/19/2023

DRAWN: CA REVIEWED: _____

MASTER SIGN PLAN
SPECIFICATION DRAWINGSST

SHEET NUMBER

D-73



SPECIFICATIONS

PRINTED, SELF-ADHESIVE,
VINYL GRAPHICS.

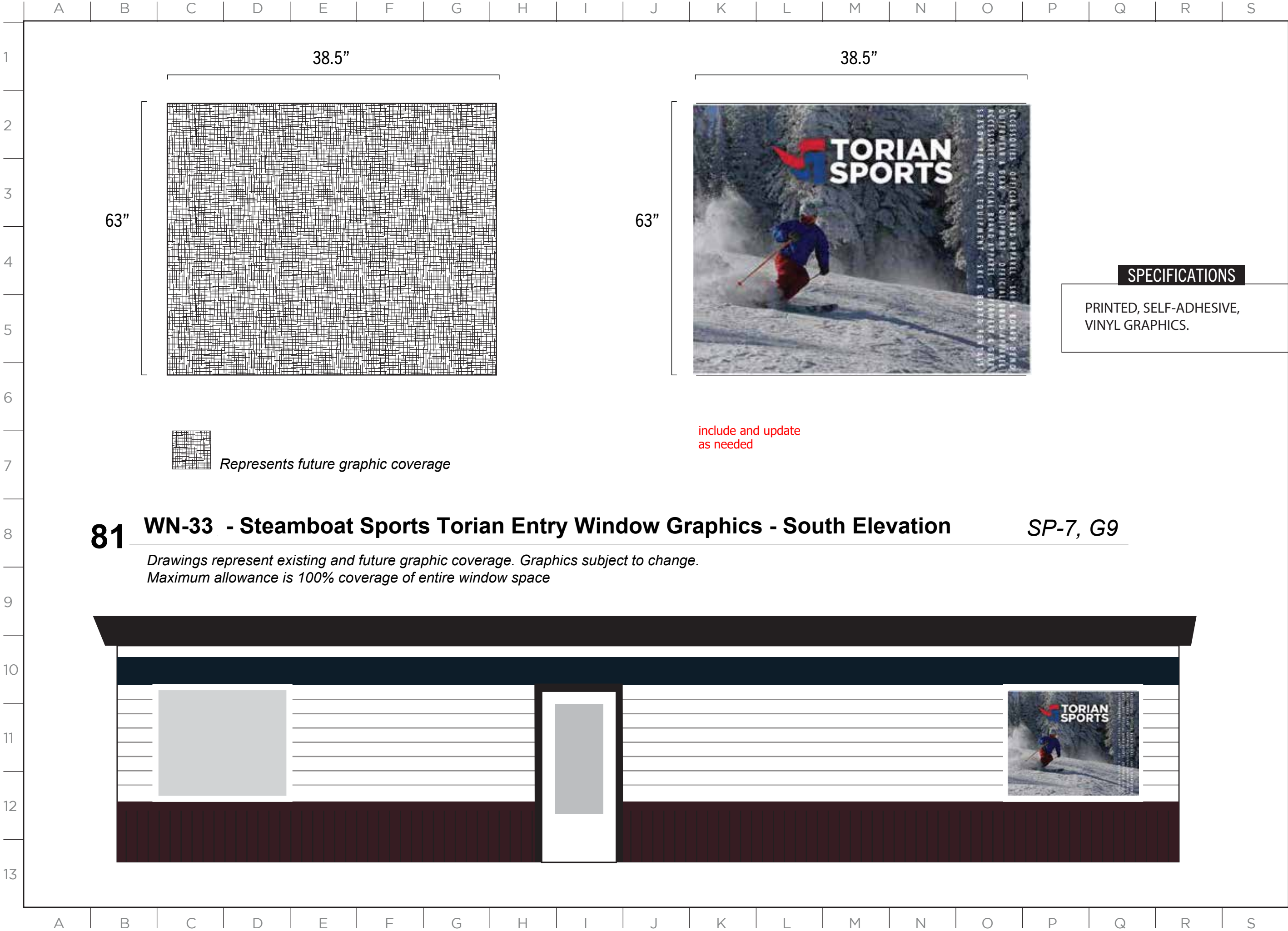
80 WN-32 - Steamboat Sports Sheraton Entry Window Graphics - North Elevation SP-4, I2

*Drawings represent future graphic coverage. Graphics subject to change.
Maximum allowance is 100% coverage of entire window space*

ISSUE DATE: 01/19/2023

DRAWN: CA REVIEWED:

MASTER SIGN PLAN
SPECIFICATION DRAWINGS



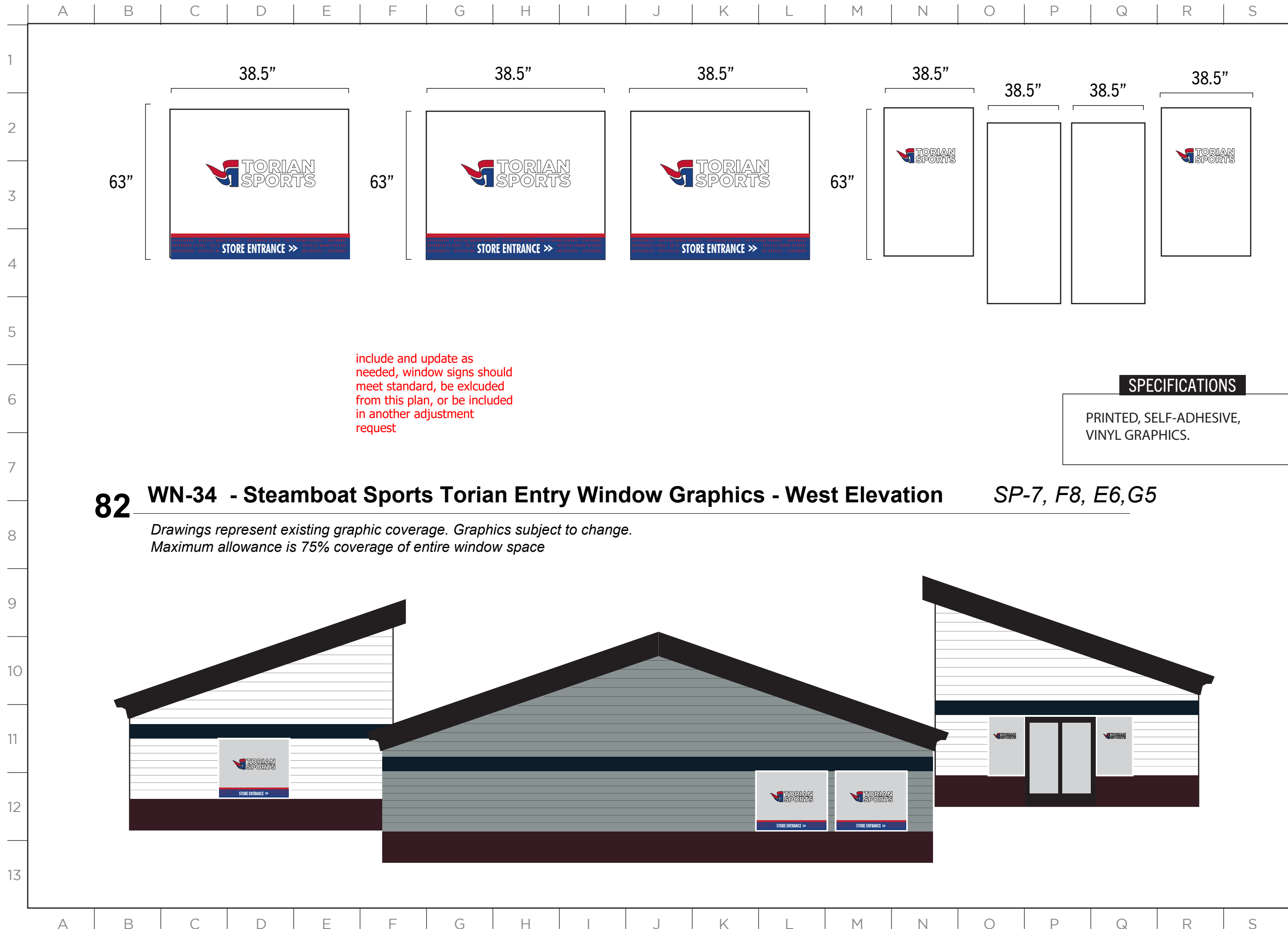
81 WN-33 - Steamboat Sports Torian Entry Window Graphics - South Elevation *SP-7, G9*

*Drawings represent existing and future graphic coverage. Graphics subject to change.
Maximum allowance is 100% coverage of entire window space*

ISSUE DATE: 01/19/2023

DRAWN: CA REVIEWED:

MASTER SIGN PLAN
SPECIFICATION DRAWINGS



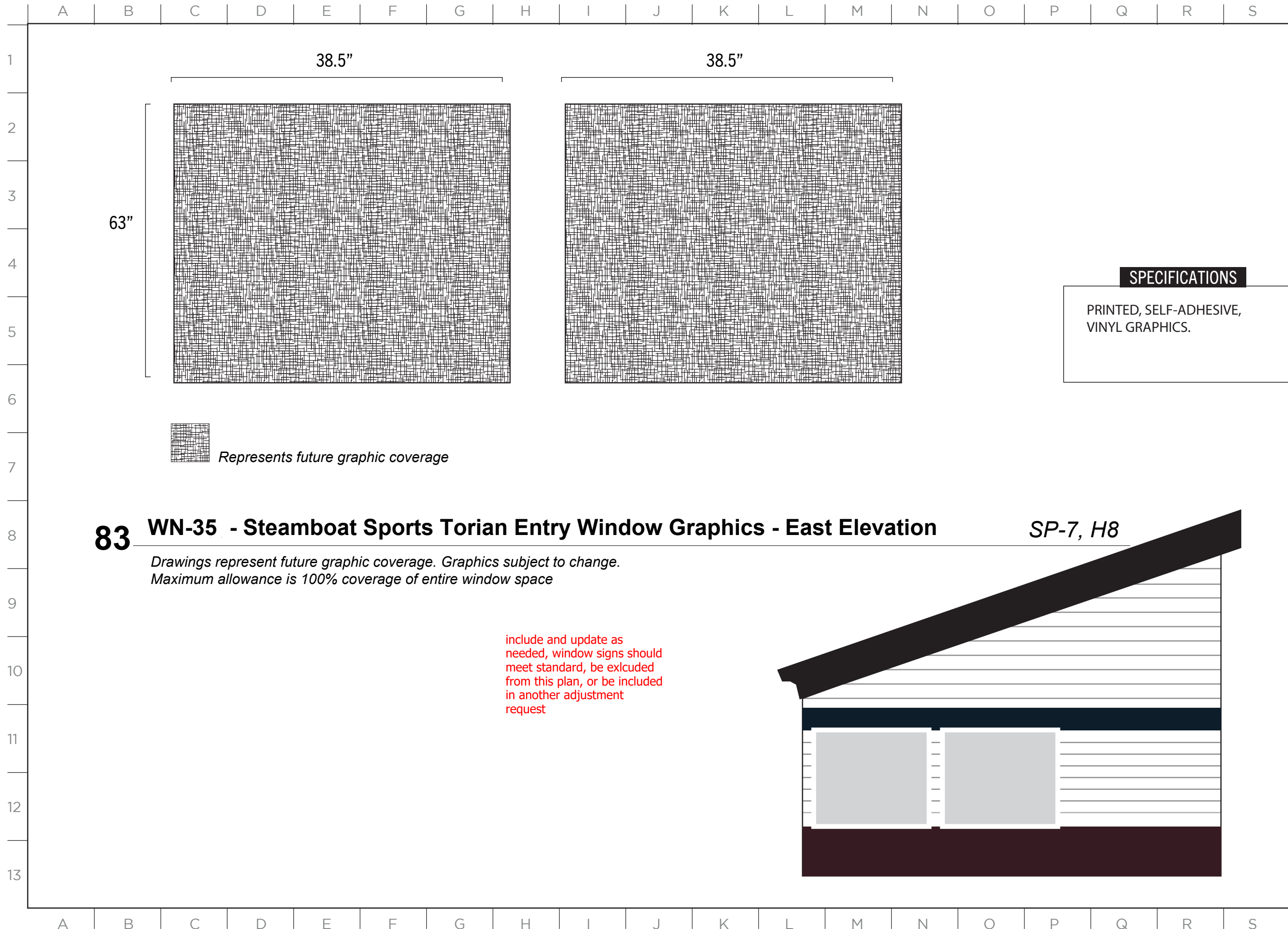
82 WN-34 - Steamboat Sports Torian Entry Window Graphics - West Elevation *SP-7, F8, E6, G5*


*Drawings represent existing graphic coverage. Graphics subject to change.
Maximum allowance is 75% coverage of entire window space*

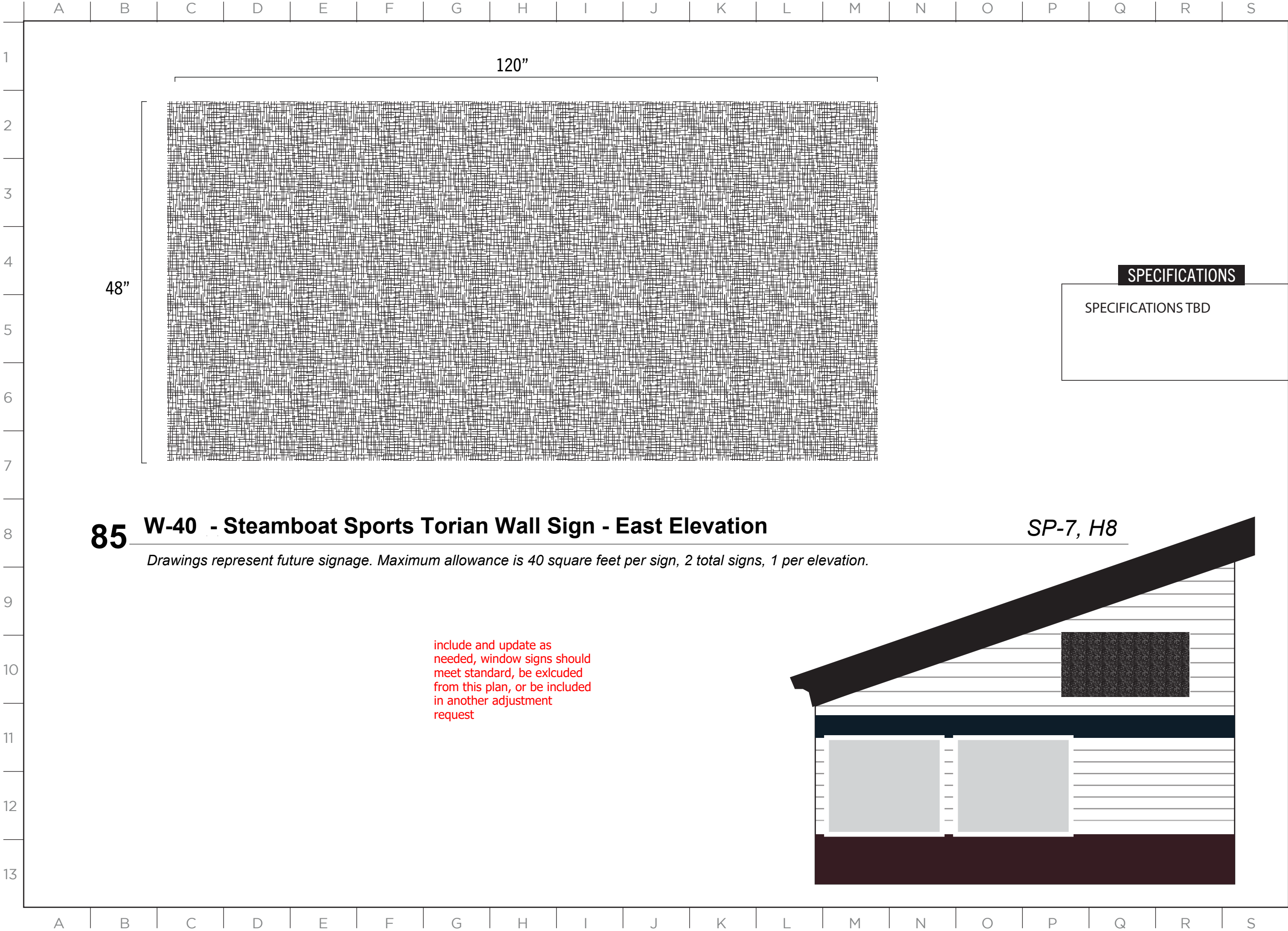
ISSUE DATE: 01/19/2023

DRAWN: CA REVIEWED:

MASTER SIGN PLAN
SPECIFICATION DRAWINGS







SPECIFICATIONS

SPECIFICATIONS TBD

85 W-40 - Steamboat Sports Torian Wall Sign - East Elevation

SP-7, H8

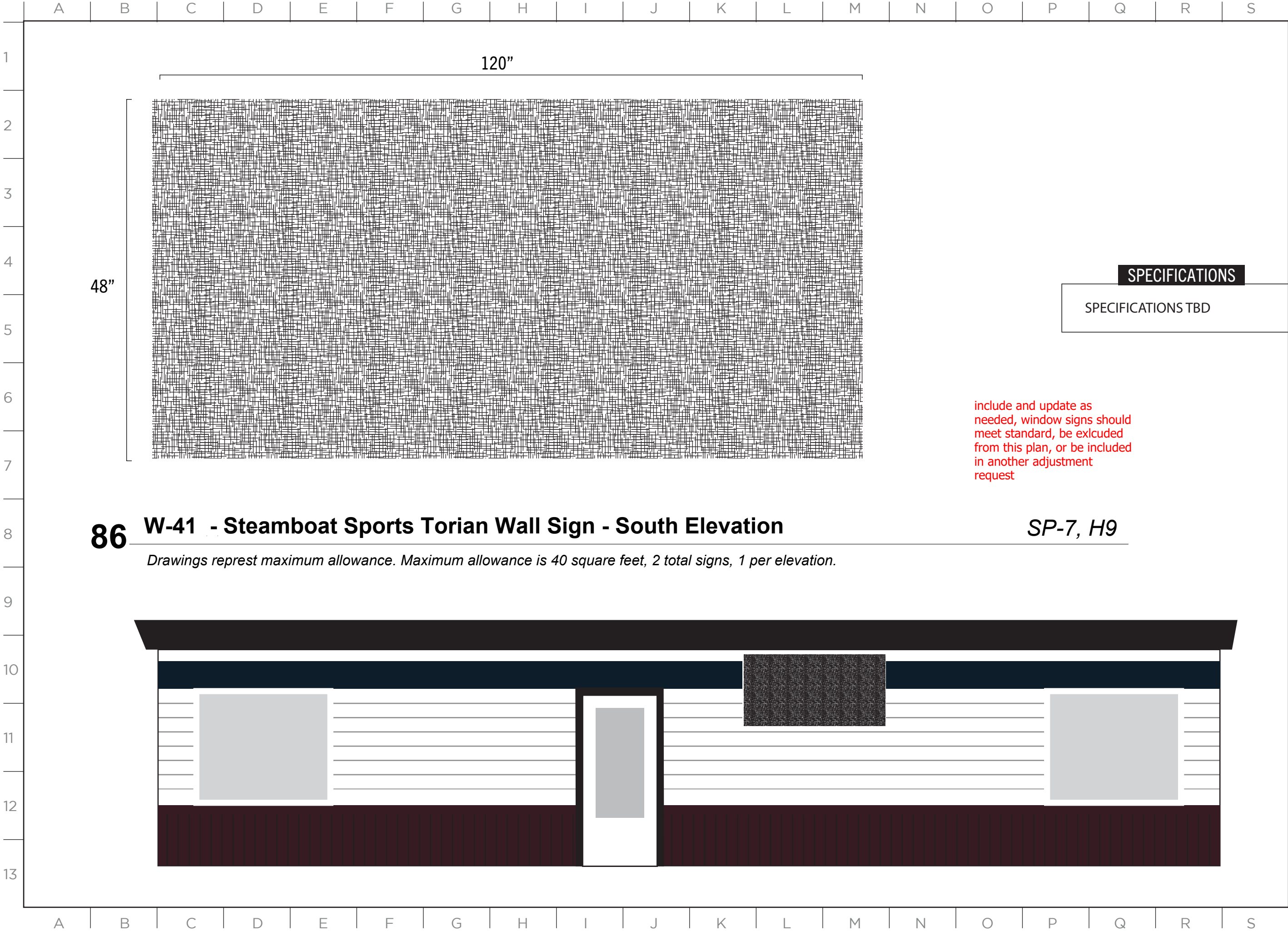
Drawings represent future signage. Maximum allowance is 40 square feet per sign, 2 total signs, 1 per elevation.


include and update as
needed, window signs should
meet standard, be excluded
from this plan, or be included
in another adjustment
request


ISSUE DATE: 01/19/2023

DRAWN: CA REVIEWED: _____

MASTER SIGN PLAN
SPECIFICATION DRAWINGS







2305 Mt. Werner Circle
Steamboat Springs, CO 80487
(970) 817-5636


MASTER SIGN PLAN

ISSUE DATE: 01/19/2023

DRAWN: CA REVIEWED:

MASTER SIGN PLAN
SPECIFICATION DRAWINGS

SHEET NUMBER
D-81



88

WN-38 - Routtie's Window Graphics - East Elevation

SP-7, J6

Drawings represent current graphics - Maximum Allowance 30% of overall window area

MASTER SIGN PLAN

SPECIFICATIONS

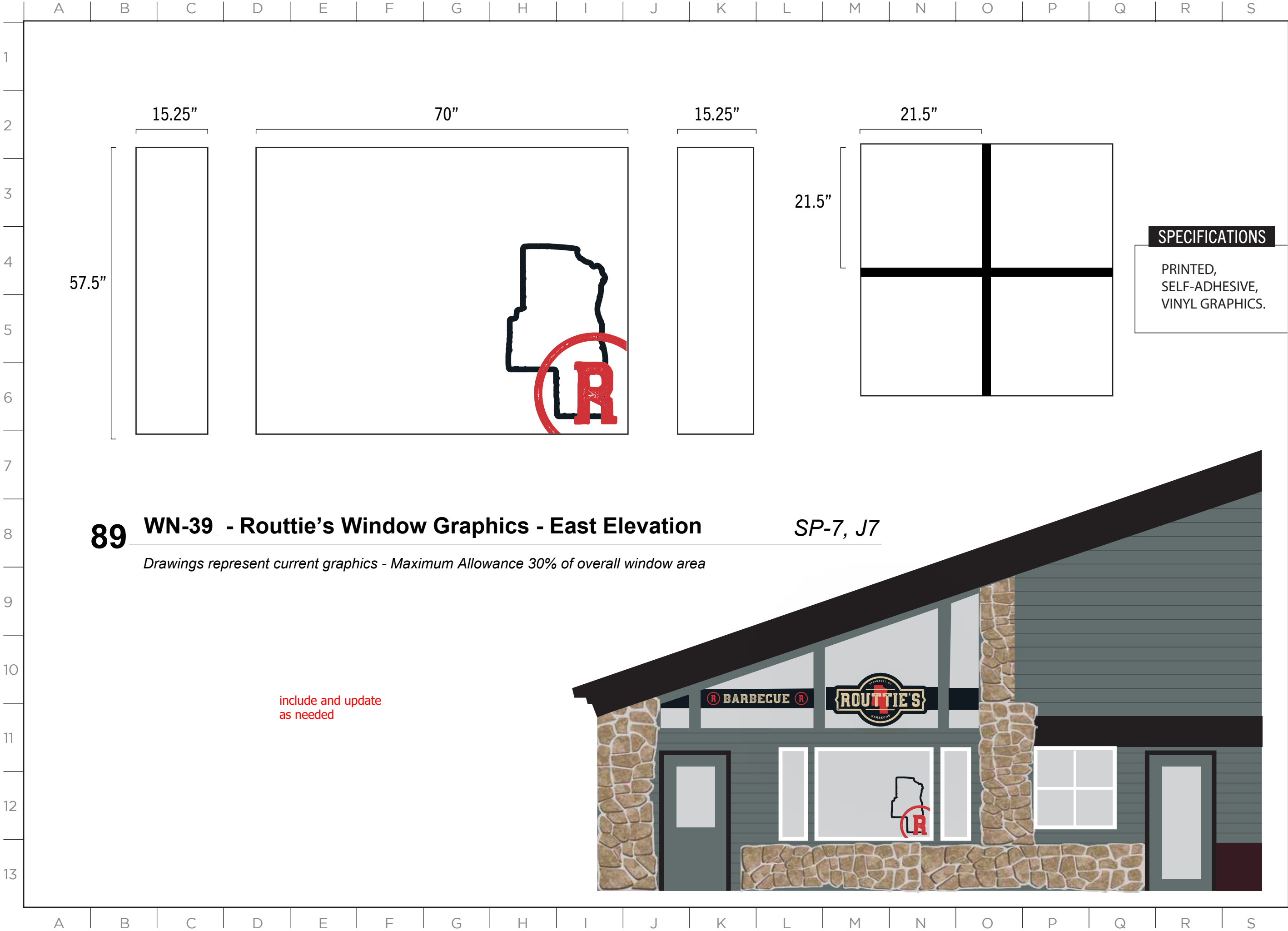
PRINTED,
SELF-ADHESIVE,
VINYL GRAPHICS.

ISSUE DATE: 01/19/2023

DRAWN: CA REVIEWED:

MASTER SIGN PLAN
ZONE 1 SPECIFICATIONS

SHEET NUMBER
D-82



89

WN-39 - Routtie's Window Graphics - East Elevation

SP-7, J7

Drawings represent current graphics - Maximum Allowance 30% of overall window area

include and update
as needed

MASTER SIGN PLAN

SPECIFICATIONS

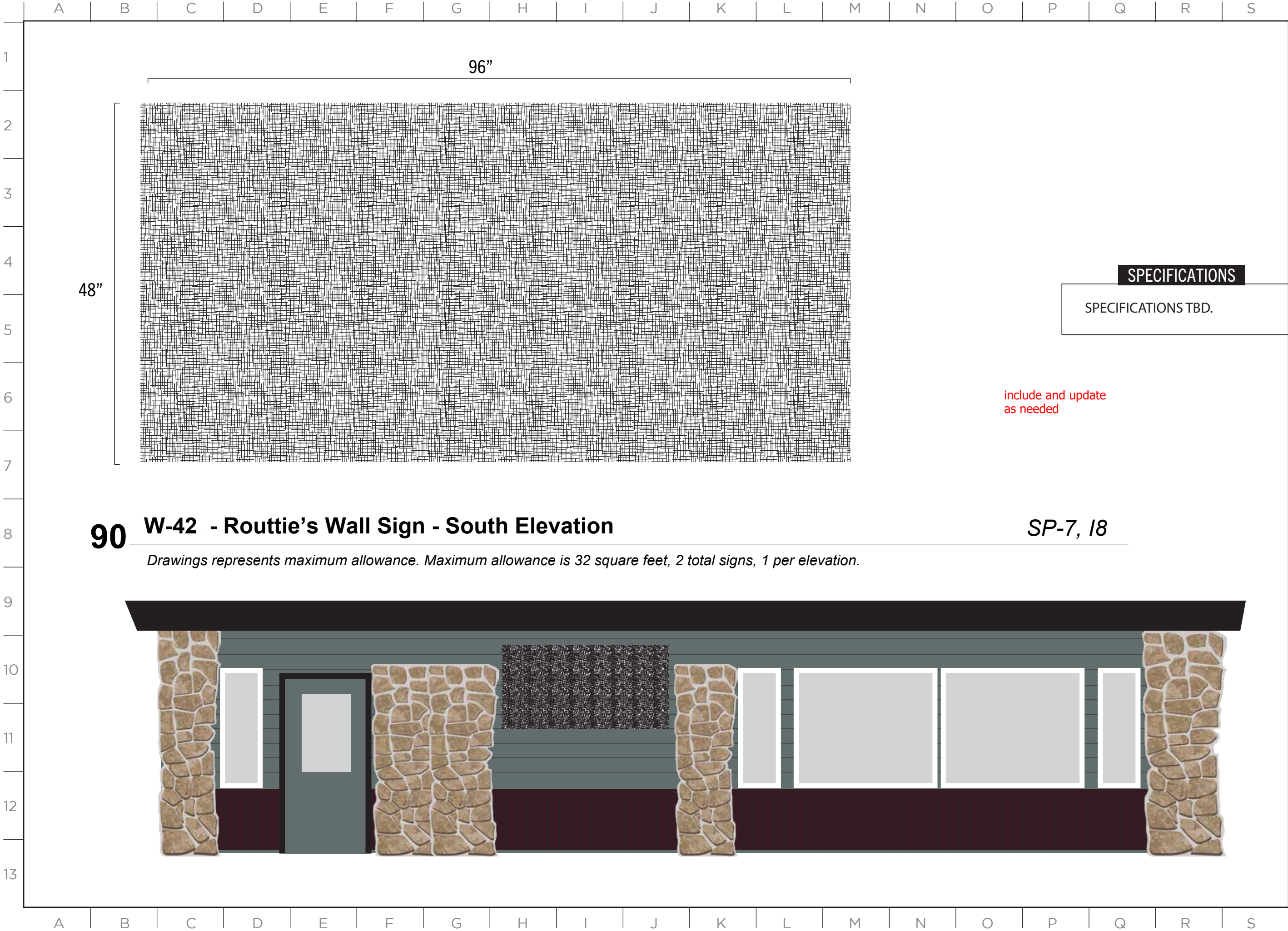
PRINTED,
SELF-ADHESIVE,
VINYL GRAPHICS.


ISSUE DATE: 01/19/2023

DRAWN: CA REVIEWED:

MASTER SIGN PLAN
ZONE 1 SPECIFICATIONS

SHEET NUMBER
D-83





91

W-43 - Routtie's Wall Sign - East Elevation

SP-7, J8

Represents future signage location and allowance.

include and update
as needed

SPECIFICATIONS

SPECIFICATIONS TBD.

ISSUE DATE: 01/19/2023

DRAWN: CA REVIEWED:

MASTER SIGN PLAN
SPECIFICATION DRAWINGS

SHEET NUMBER

D-85

SPECIFICATIONS

PRINTED, SELF-ADHESIVE,
VINYL GRAPHICS ON 3MM
ALUMINUM COMPOSITE
INSERT.

STAND CONSISTS OF 8"
TIMBER, STAINED DARK OAK.
STEEL CIRCLE FOR SIGN FACE
INSERT AND STEEL BASE FOR
STABILITY.

include and update
as needed



ISSUE DATE: 01/19/2023

DRAWN: CA REVIEWED: _____

MASTER SIGN PLAN
SPECIFICATION DRAWINGS

SHEET NUMBER


D-86




92 P-45 through P-54 - Wagon Wheel Signs

Multiple SP locations

Graphics are subject to change. Graphics communicate incidental and regulatory information, i.e., bike and wagon policies.
Placement locations vary. Locations can change dependent on type of short term communication.





2305 Mt. Werner Circle
Steamboat Springs, CO 80487
(970) 817-5636

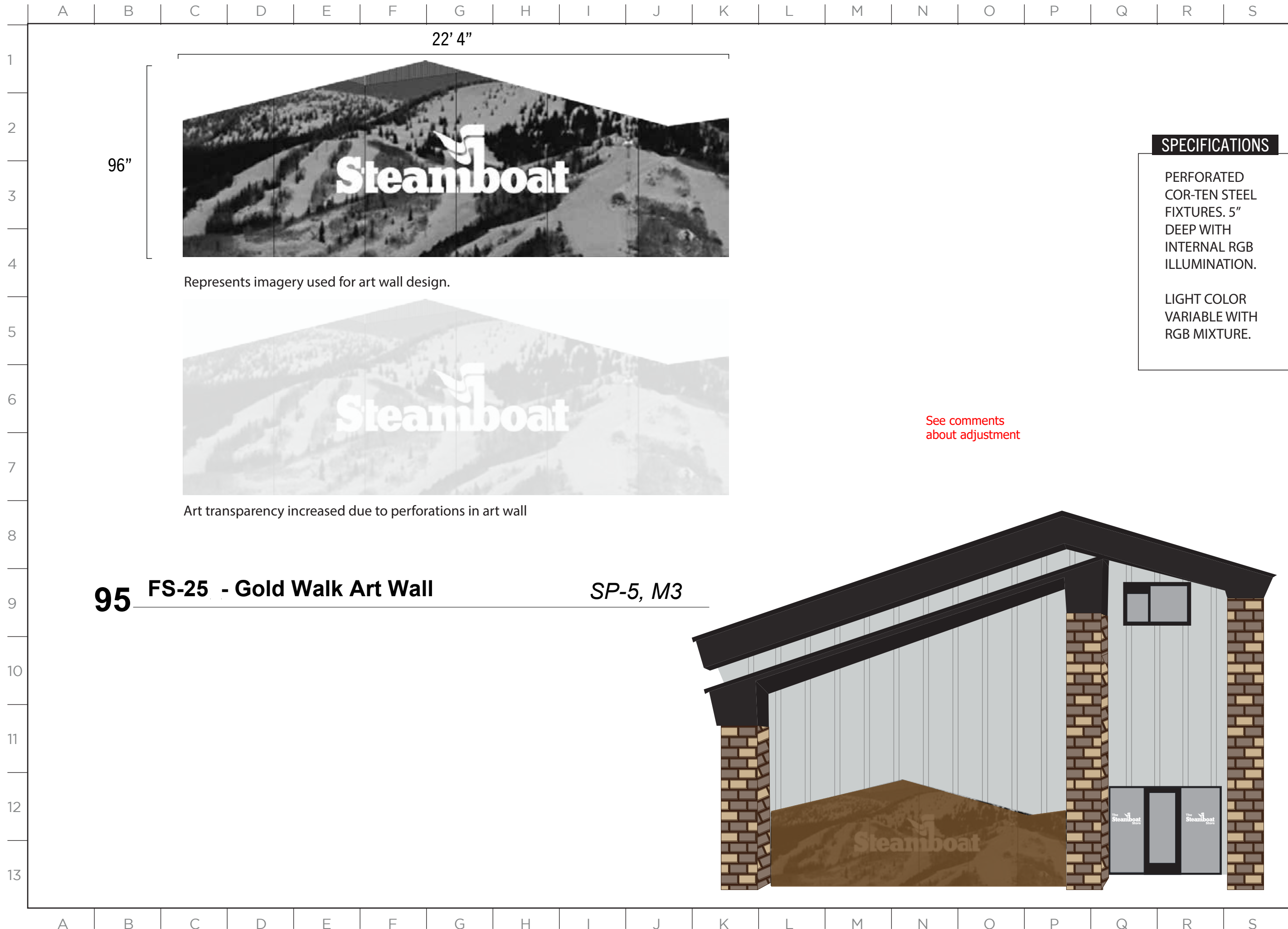
MASTER SIGN PLAN

ISSUE DATE: 01/19/2023

DRAWN: CA REVIEWED:

MASTER SIGN PLAN
SPECIFICATION DRAWINGS

SHEET NUMBER
D-87



MASTER SIGN PLAN

ISSUE DATE: 01/19/2023

DRAWN: CA REVIEWED: _____

MASTER SIGN PLAN
SPECIFICATION DRAWINGS



96"

8"



SKI CORRAL STORAGE

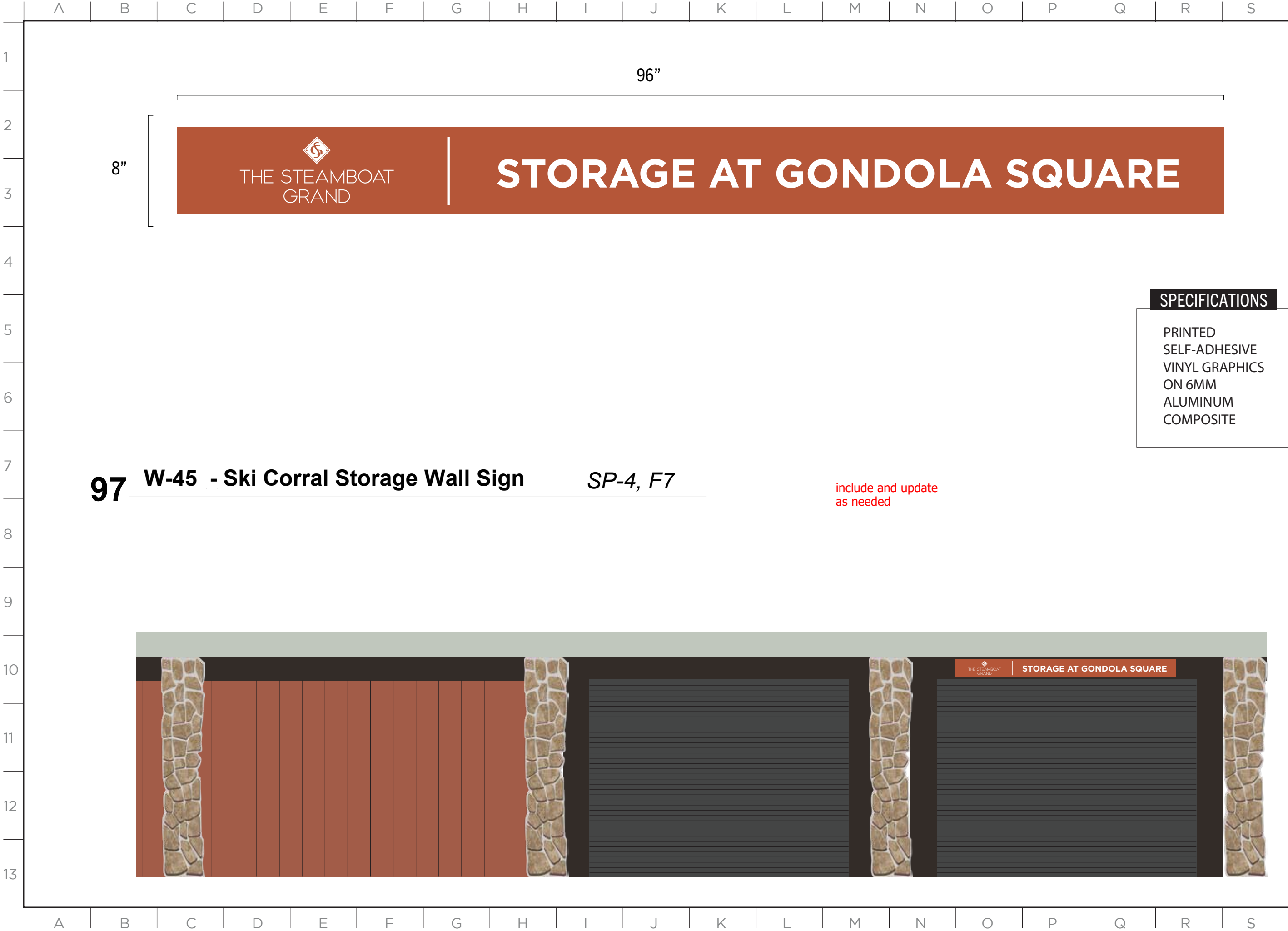
SPECIFICATIONS

PRINTED
SELF-ADHESIVE
VINYL GRAPHICS
ON 6MM
ALUMINUM
COMPOSITE

96 W-44 - Ski Corral Storage Wall Sign SP-4, E7

include and update
as needed

MASTER SIGN PLAN



MASTER SIGN PLAN

SPECIFICATIONS

PRINTED
SELF-ADHESIVE
VINYL GRAPHICS
ON 6MM
ALUMINUM
COMPOSITE

97 W-45 - Ski Corral Storage Wall Sign *SP-4, F7*

include and update
as needed

ISSUE DATE: 01/19/2023

DRAWN: CA REVIEWED:

MASTER SIGN PLAN
ZONE 1 SPECIFICATIONS



MASTER SIGN PLAN

ISSUE DATE: 01/19/2023

DRAWN: CA REVIEWED:


MASTER SIGN PLAN
SPECIFICATIONS DRAWINGS

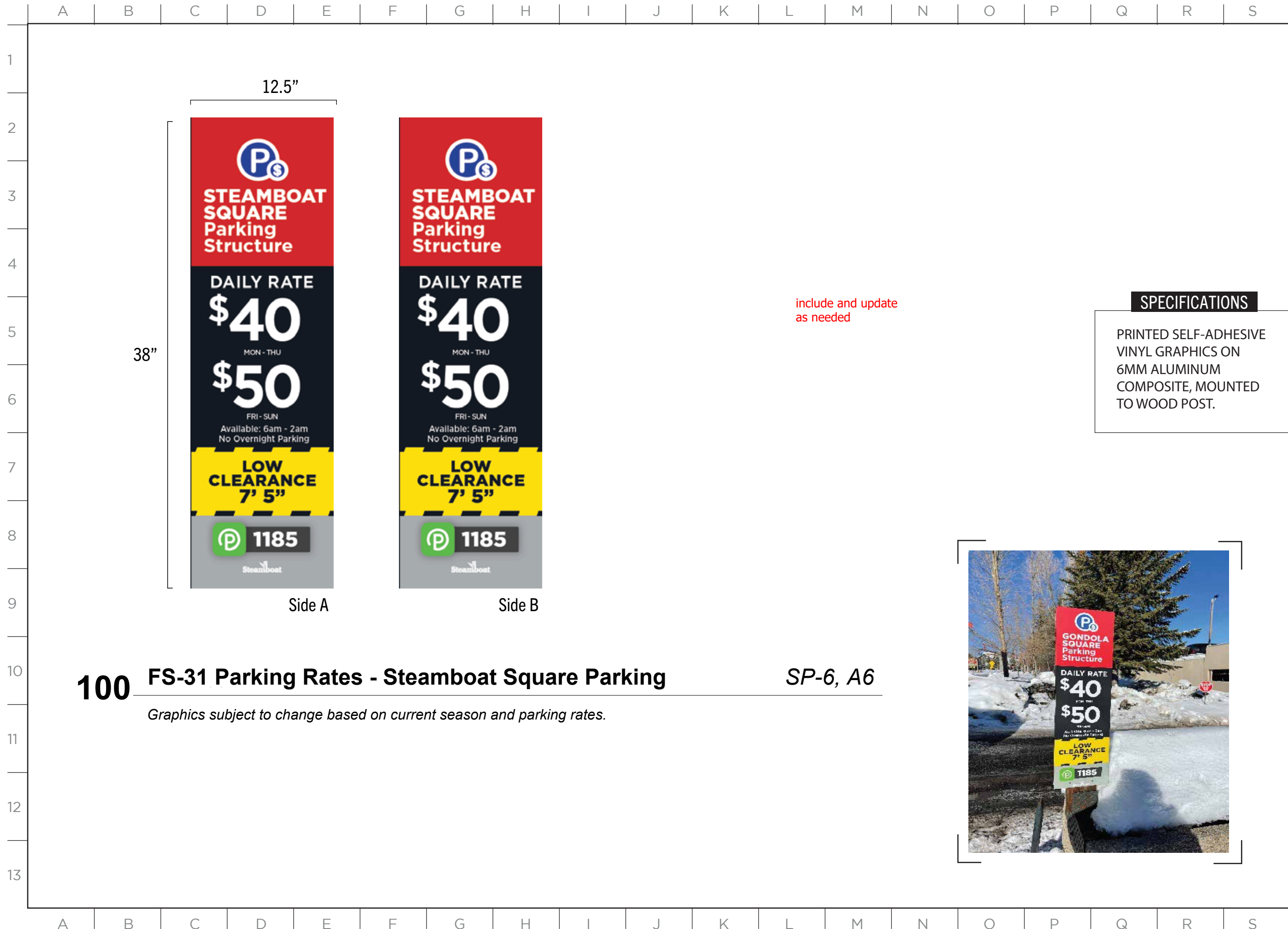
MASTER SIGN PLAN

ISSUE DATE: 01/19/2023

DRAWN: CA REVIEWED: _____

MASTER SIGN PLAN
SPECIFICATION DRAWINGS





MASTER SIGN PLAN

SPECIFICATIONS

PRINTED SELF-ADHESIVE VINYL GRAPHICS ON 6MM ALUMINUM COMPOSITE, MOUNTED TO WOOD POST.

100 FS-31 Parking Rates - Steamboat Square Parking *SP-6, A6*
Graphics subject to change based on current season and parking rates.

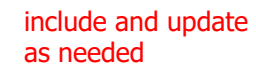
ISSUE DATE: 01/19/2023

DRAWN: CA REVIEWED:

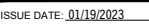
MASTER SIGN PLAN
SPECIFICATION DRAWINGS

MASTER SIGN PLAN SPECIFICATIONS

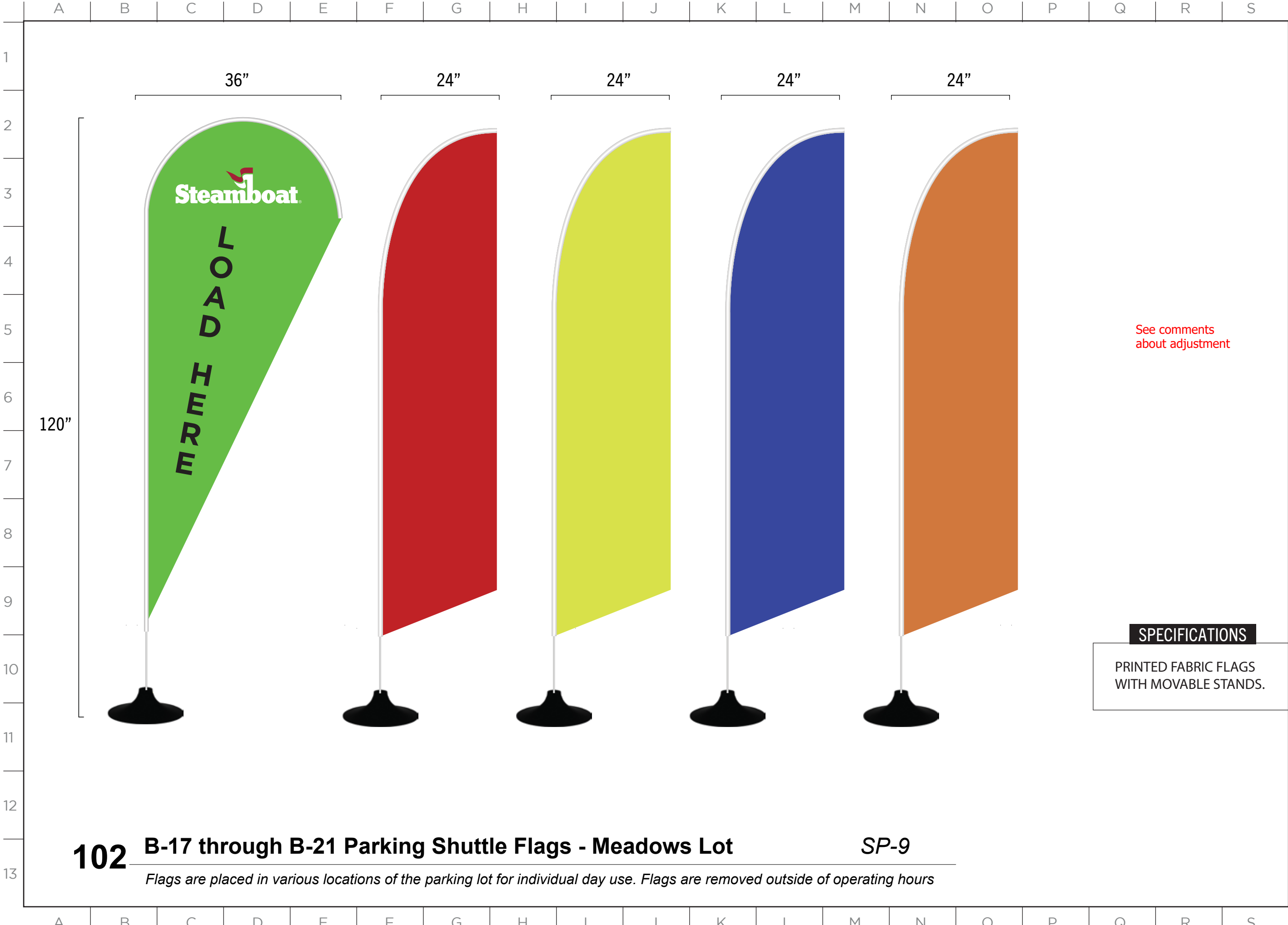
D-94



PRINTED SELF-ADHESIVE
VINYL GRAPHICS ON 6MM
ALUMINUM COMPOSITE,
MOUNTED TO CONCRETE
WALL WITH CONCRETE
ANCHORS

DRAWN: CA REVIEWED: _____

Graphics subject to change based on current season and parking rates.



MASTER SIGN PLAN

SPECIFICATIONS

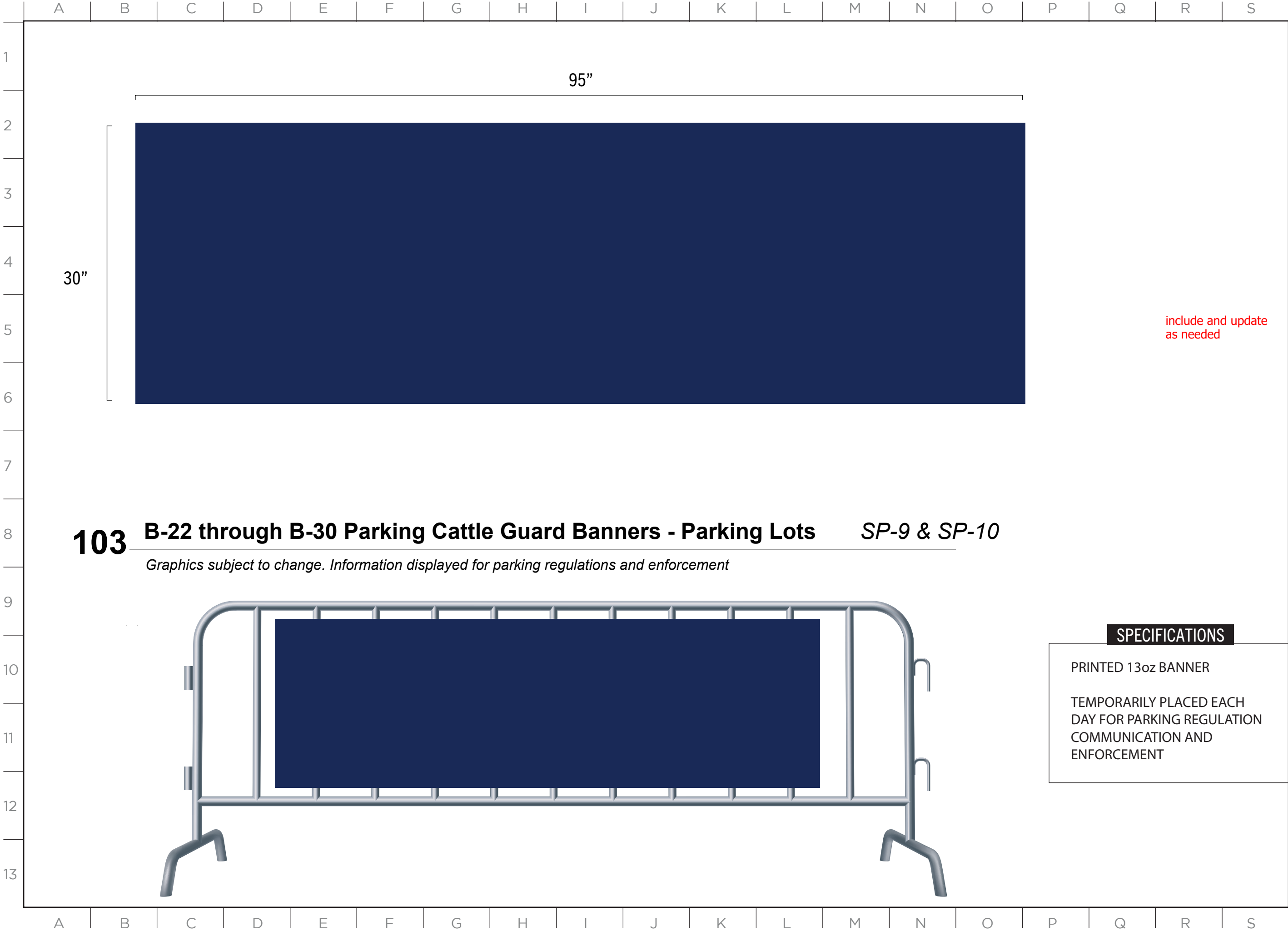
PRINTED FABRIC FLAGS
WITH MOVABLE STANDS.

ISSUE DATE: 01/19/2023

DRAWN: CA REVIEWED:

MASTER SIGN PLAN
SPECIFICATION DRAWINGS

102 B-17 through B-21 Parking Shuttle Flags - Meadows Lot *SP-9*
Flags are placed in various locations of the parking lot for individual day use. Flags are removed outside of operating hours



103

B-22 through B-30 Parking Cattle Guard Banners - Parking Lots

SP-9 & SP-10

Graphics subject to change. Information displayed for parking regulations and enforcement

SPECIFICATIONS


PRINTED 13oz BANNER

TEMPORARILY PLACED EACH DAY FOR PARKING REGULATION COMMUNICATION AND ENFORCEMENT

ISSUE DATE: 01/19/2023

DRAWN: CA REVIEWED:

MASTER SIGN PLAN
SPECIFICATION DRAWINGS



104

P-53 through P-62 - Parking A Frames

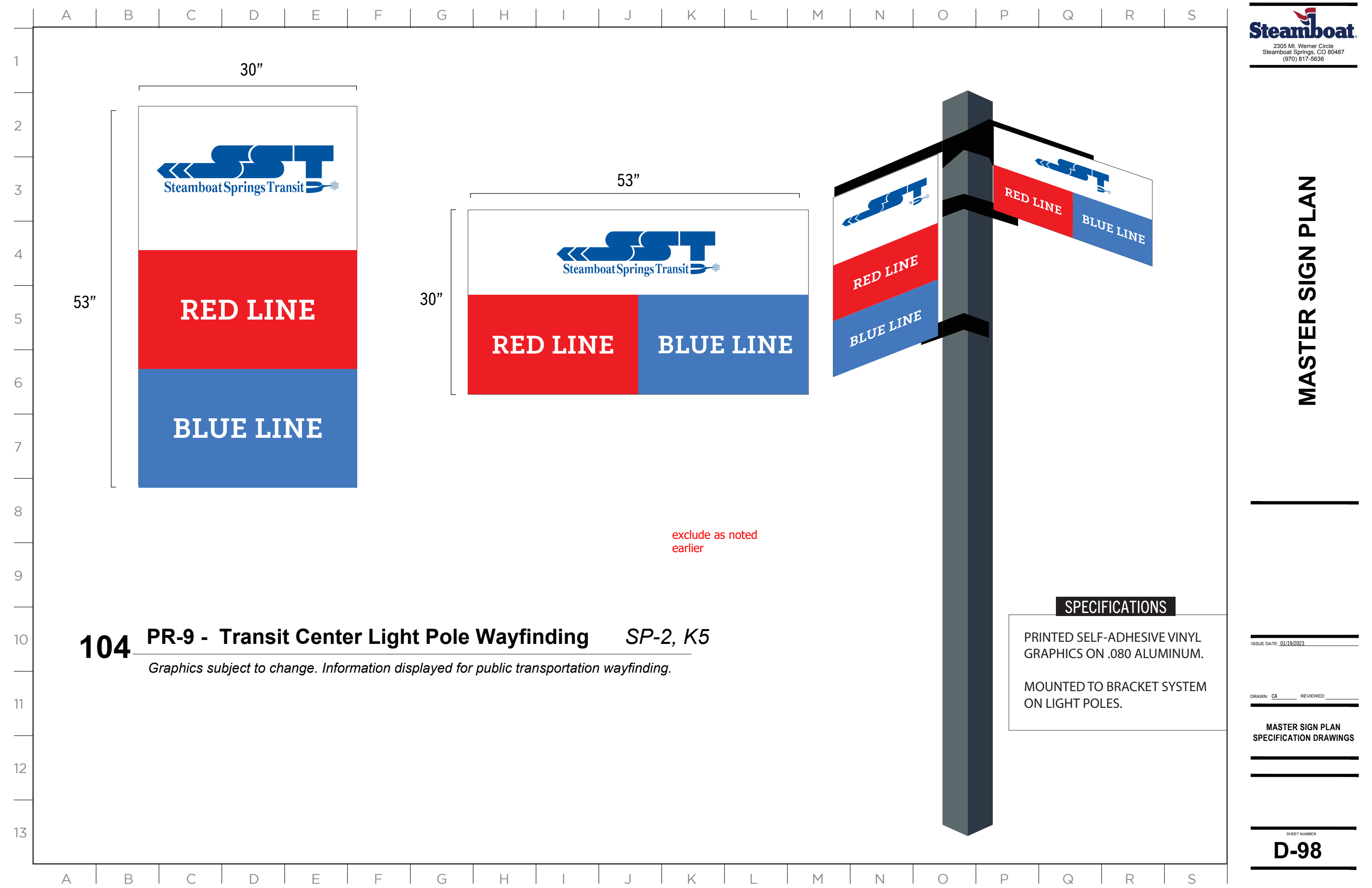
Graphics subject to change. Information displayed for parking regulations and enforcement

SP-10

SPECIFICATIONS

PRINTED SELF-ADHESIVE VINYL
GRAPHICS ON 3MM ALUMINUM
COMPOSITE ON PLASTICADE
A-FRAME

include and update
as needed



MASTER SIGN PLAN

SPECIFICATIONS

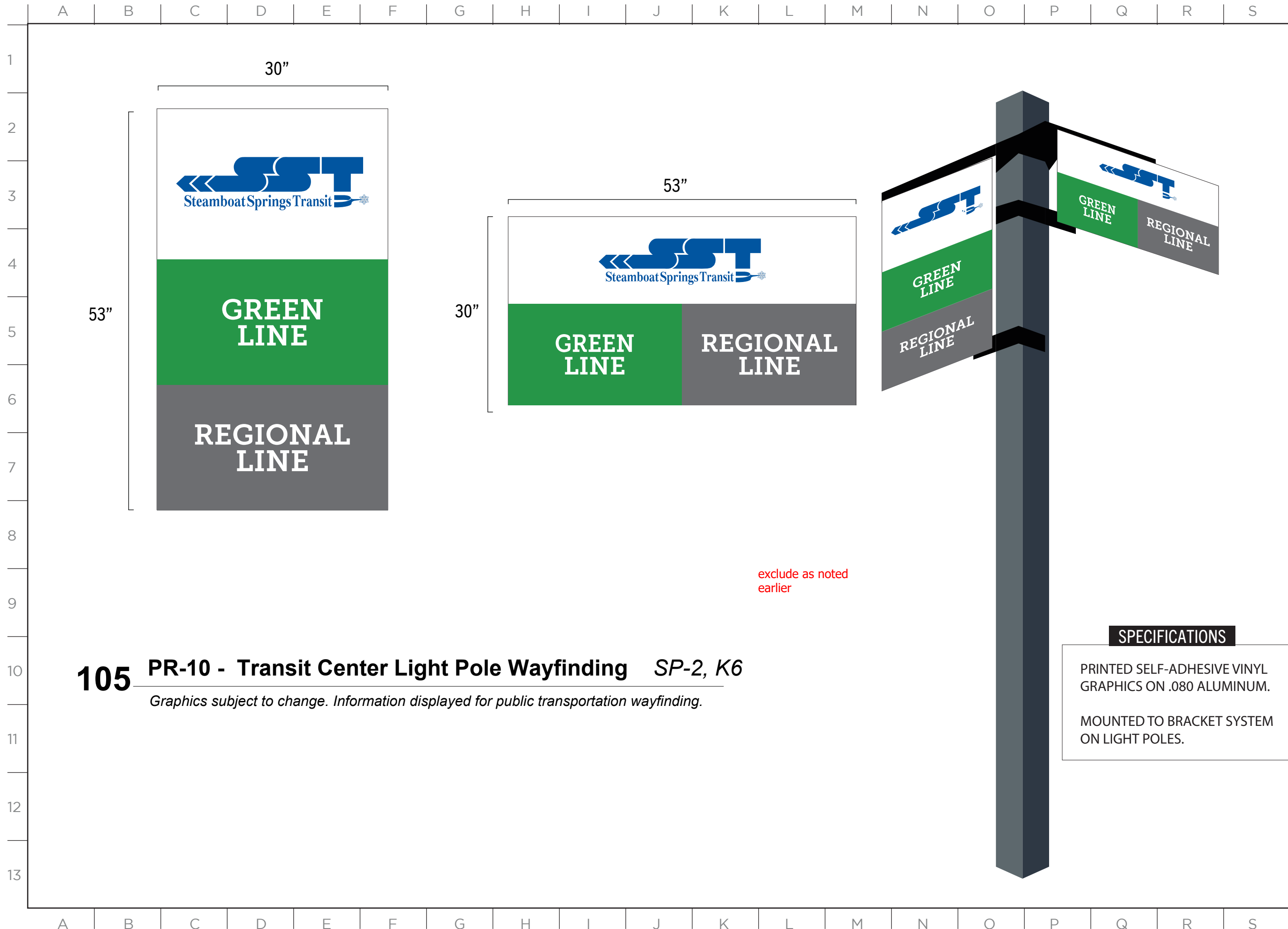
PRINTED SELF-ADHESIVE VINYL
GRAPHICS ON .080 ALUMINUM.

MOUNTED TO BRACKET SYSTEM
ON LIGHT POLES.

ISSUE DATE: 01/19/2023

DRAWN: CA REVIEWED:

MASTER SIGN PLAN
SPECIFICATION DRAWINGS



MASTER SIGN PLAN

105

PR-10 - Transit Center Light Pole Wayfinding

SP-2, K6

Graphics subject to change. Information displayed for public transportation wayfinding.

SPECIFICATIONS

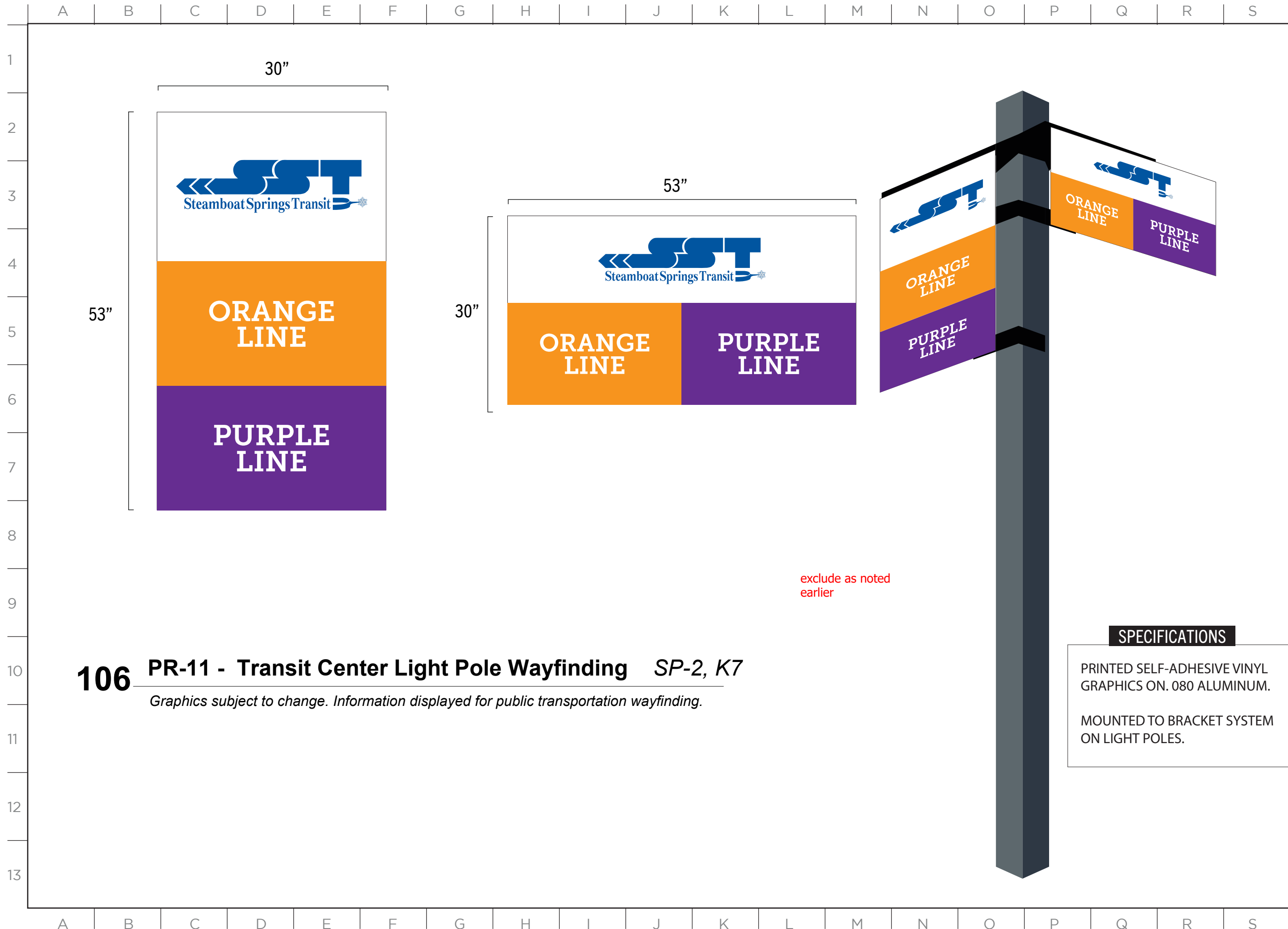
PRINTED SELF-ADHESIVE VINYL
GRAPHICS ON .080 ALUMINUM.

MOUNTED TO BRACKET SYSTEM
ON LIGHT POLES.

ISSUE DATE: 01/19/2023

DRAWN: CA REVIEWED: _____

MASTER SIGN PLAN
SPECIFICATION DRAWINGS



MASTER SIGN PLAN

106

PR-11 - Transit Center Light Pole Wayfinding

SP-2, K7

Graphics subject to change. Information displayed for public transportation wayfinding.

SPECIFICATIONS


PRINTED SELF-ADHESIVE VINYL
GRAPHICS ON. 080 ALUMINUM.

MOUNTED TO BRACKET SYSTEM
ON LIGHT POLES.

ISSUE DATE: 01/19/2023

DRAWN: CA REVIEWED: _____

MASTER SIGN PLAN
SPECIFICATION DRAWINGS



107 PR-12 - Transit Center Light Pole Wayfinding SP-2, K8

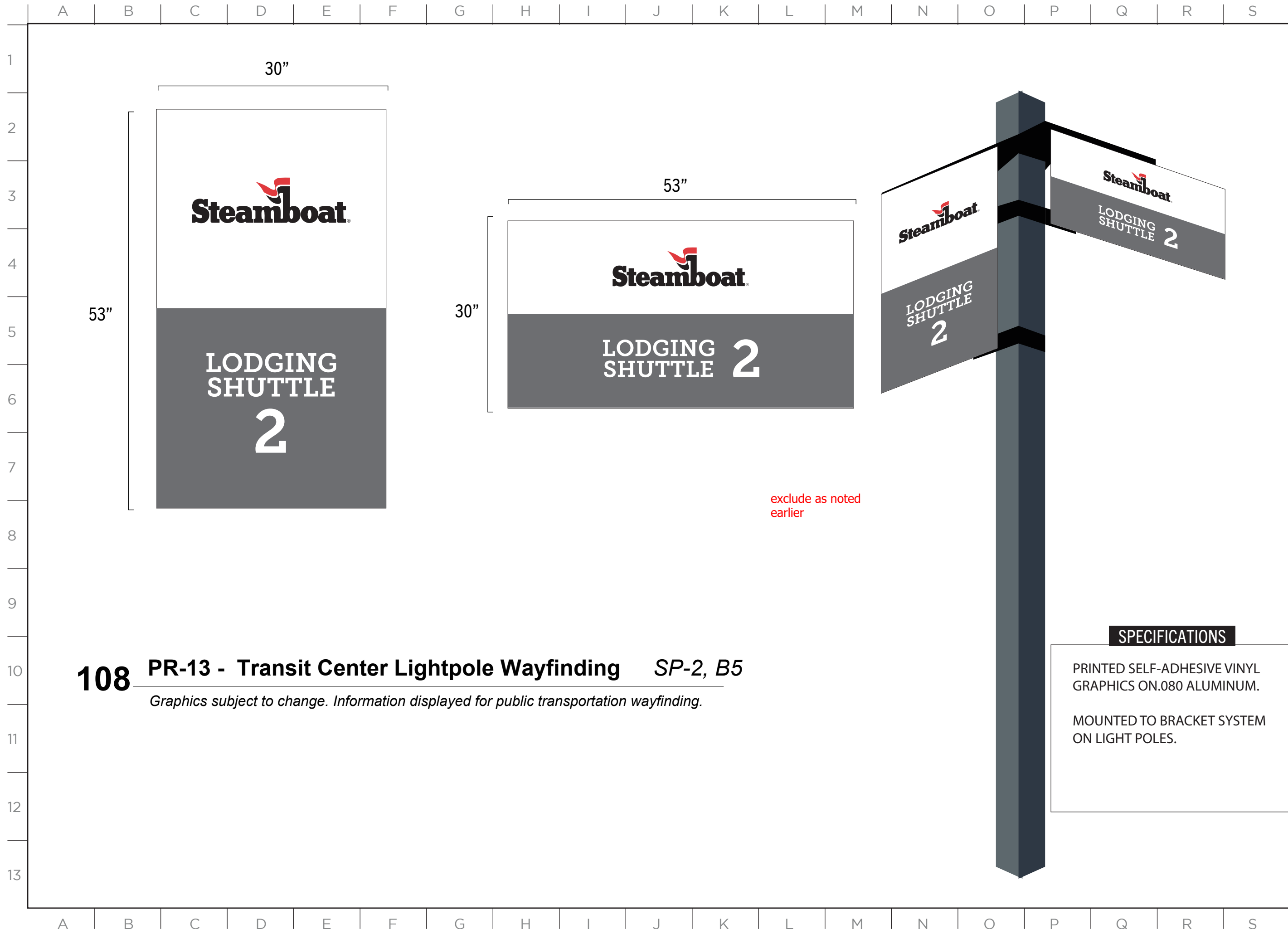
Graphics subject to change. Information displayed for public transportation wayfinding.

MASTER SIGN PLAN

ISSUE DATE: 01/19/2023

DRAWN: CA REVIEWED:

**MASTER SIGN PLAN
ZONE 1 SPECIFICATIONS**



MASTER SIGN PLAN

108

PR-13 - Transit Center Lightpole Wayfinding

SP-2, B5

Graphics subject to change. Information displayed for public transportation wayfinding.

SPECIFICATIONS

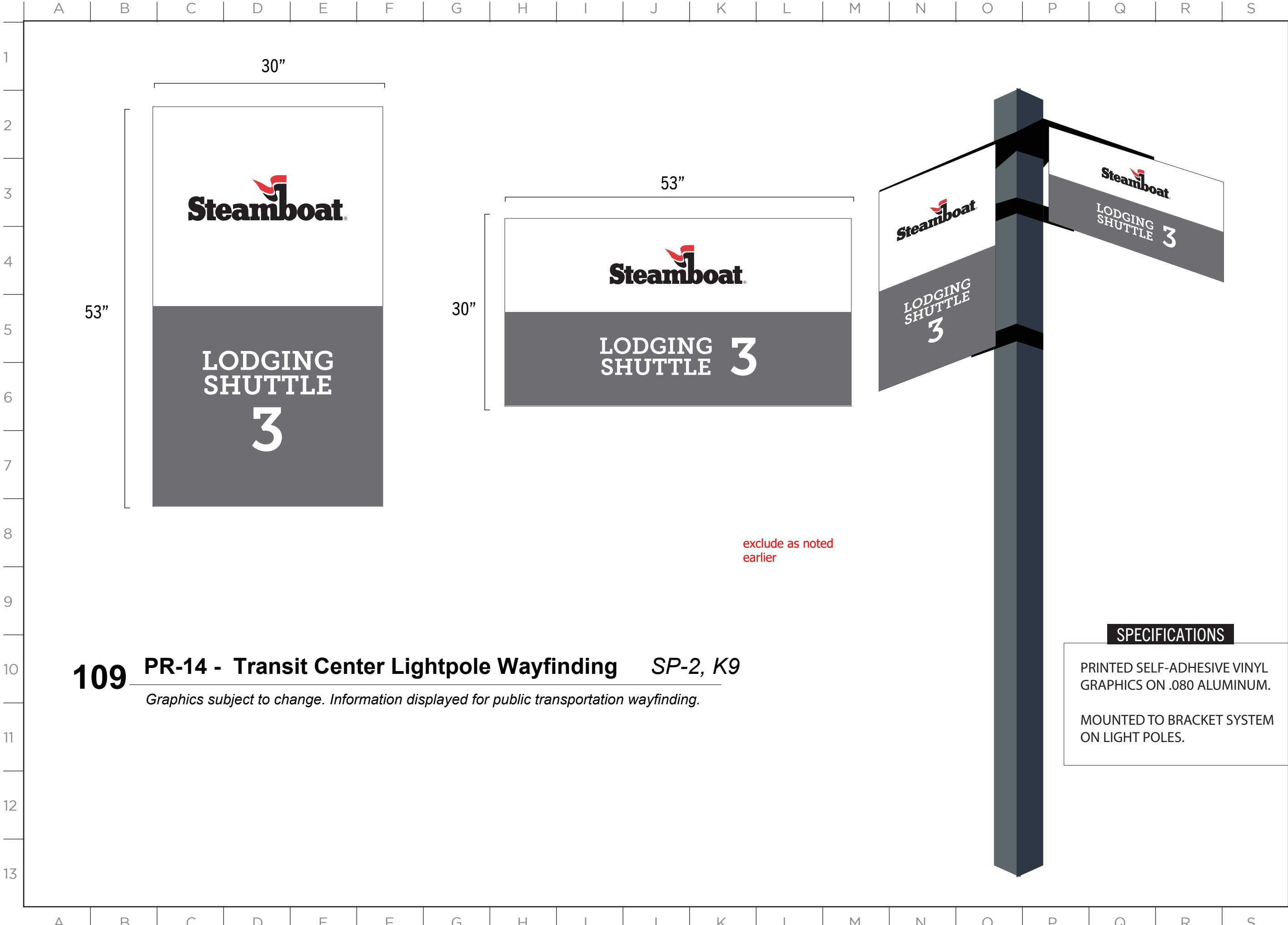
PRINTED SELF-ADHESIVE VINYL
GRAPHICS ON.080 ALUMINUM.

MOUNTED TO BRACKET SYSTEM
ON LIGHT POLES.

ISSUE DATE: 01/19/2023

DRAWN: CA REVIEWED: _____

MASTER SIGN PLAN
ZONE 1 SPECIFICATIONS



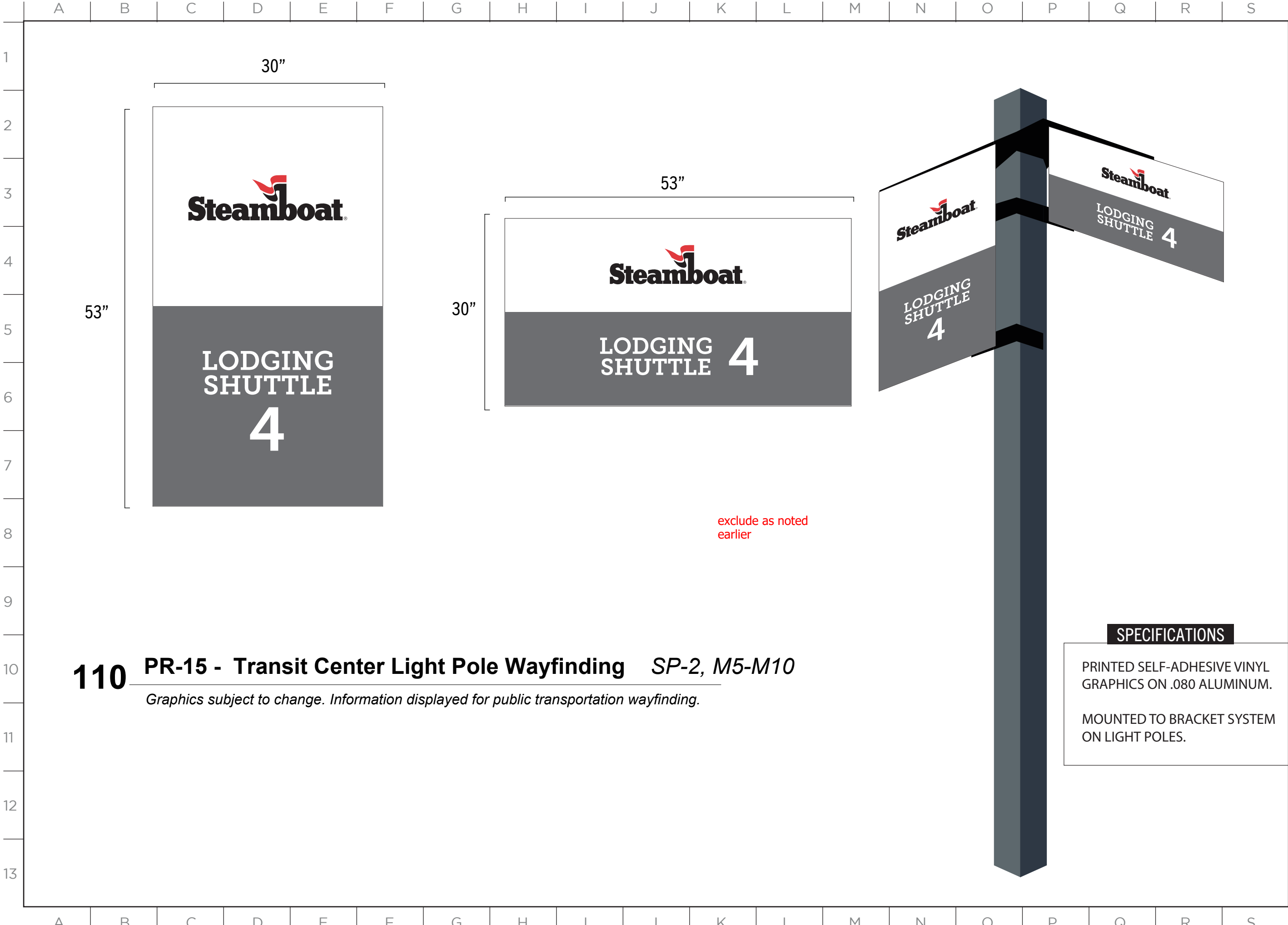
109 PR-14 - Transit Center Lightpole Wayfinding *SP-2, K9*

Graphics subject to change. Information displayed for public transportation wayfinding.

SPECIFICATIONS

PRINTED SELF-ADHESIVE VINYL
GRAPHICS ON .080 ALUMINUM.

MOUNTED TO BRACKET SYSTEM
ON LIGHT POLES.



MASTER SIGN PLAN

110 PR-15 - Transit Center Light Pole Wayfinding SP-2, M5-M10

Graphics subject to change. Information displayed for public transportation wayfinding.

SPECIFICATIONS


PRINTED SELF-ADHESIVE VINYL
GRAPHICS ON .080 ALUMINUM.

MOUNTED TO BRACKET SYSTEM
ON LIGHT POLES.

ISSUE DATE: 01/19/2023

DRAWN: CA REVIEWED:

MASTER SIGN PLAN
SPECIFICATION DRAWINGS




MASTER SIGN PLAN

ISSUE DATE: 01/19/2023

DRAWN: CA REVIEWED:

MASTER SIGN PLAN
SPECIFICATION DRAWINGS



112

P-63 through P-68 - Parking Lot Light Pole Wayfinding

SP-2, K10

Graphics TBD. Information displayed will be for event wayfinding and will be subject to change based on season and event.
Location of signs is based on current message and is subject to change.

SPECIFICATIONS

PRINTED SELF-ADHESIVE VINYL
GRAPHICS ON 6MM ALUMINUM
COMPOSITE.

MOUNTED TO WOOD
STRUCTURE THAT IS STAINED
DARK OAK.



Represents future graphic coverage

include and update as
needed, window signs should
meet standard, be excluded
from this plan, or be included
in another adjustment
request

SPECIFICATIONS

PRINTED SELF-ADHESIVE VINYL
GRAPHICS.

ISSUE DATE: 01/19/2023

DRAWN: CA REVIEWED:

MASTER SIGN PLAN
SPECIFICATION DRAWINGS

SHEET NUMBER

D-107

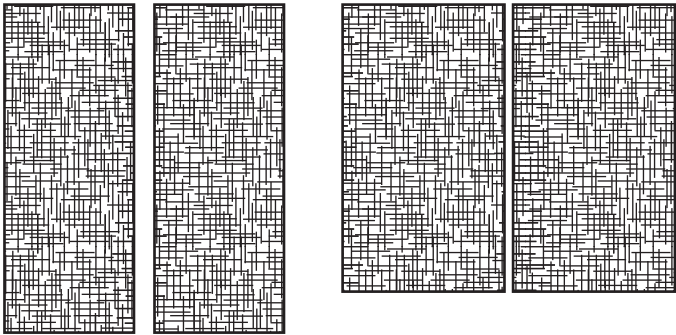
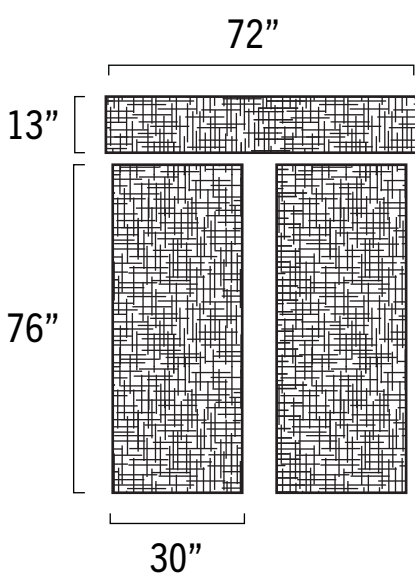
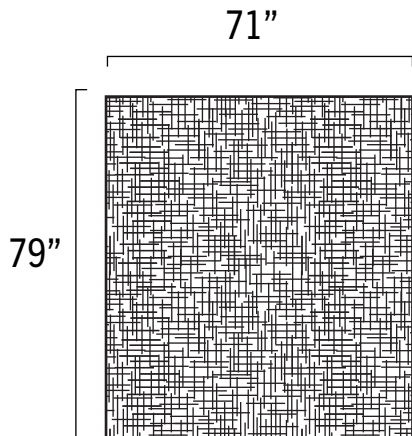
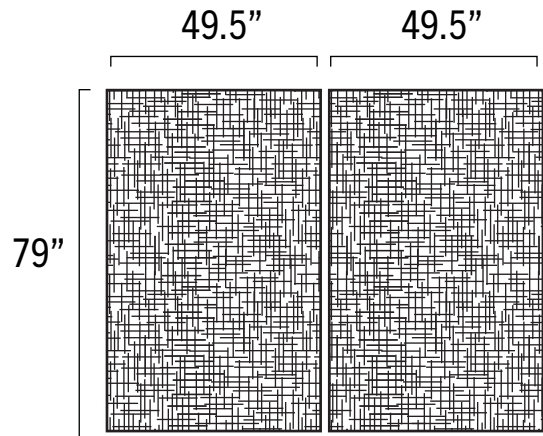
113

WN-40 - Steamboat Sports - Warehouse Location - South Elevation

SP-11, J8

Graphics subject to change. Maximum allowance is 100% coverage of entire window space.
Maximum allowance requested for privacy and protection of stored goods.

MASTER SIGN PLAN



include and update as needed, window signs should meet standard, be exlcuded from this plan, or be included in another adjustment request

 Represents future graphic coverage

114

WN-41 - Steamboat Sports - Warehouse Location - West Elevation

SP-11, J7 & I8

Graphics subject to change. Maximum allowance is 100% coverage of entire window space.
Maximum allowance requested for privacy and protection of stored goods.


SPECIFICATIONS

PRINTED SELF ADHESIVE VINYL GRAPHICS

ISSUE DATE: 01/19/2023

DRAWN: CA REVIEWED:

MASTER SIGN PLAN
SPECIFICATION DRAWINGS



MASTER SIGN PLAN

SPECIFICATIONS

FINAL SPECIFICATIONS TBD.
CURRENT DRAWINGS
REPRESENT SIZING AND
DESIGN INTENT


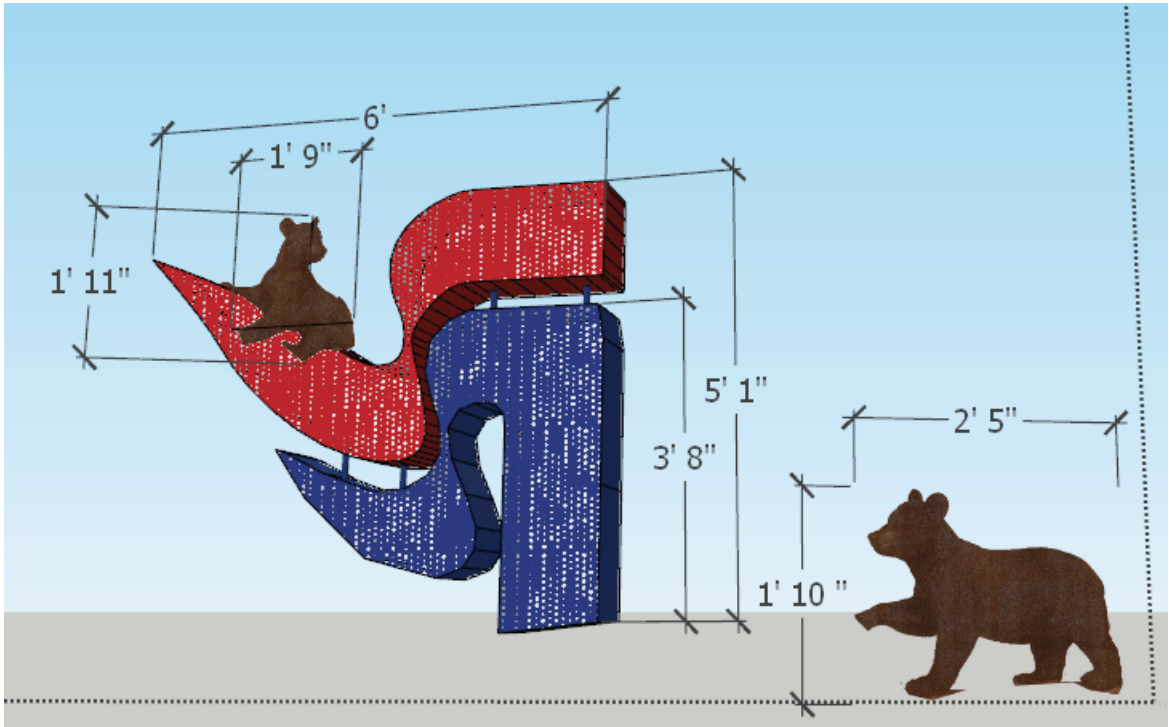
ISSUE DATE: 01/19/2023

DRAWN: CA REVIEWED:

MASTER SIGN PLAN
SPECIFICATION DRAWINGS

SHEET NUMBER

D-109



include and update as
needed

116 FF-4 - Future Free Form Sign - Flag and Bear
Sign to be installed during future phases of development.

SP-12, G4

SPECIFICATIONS

FINAL SPECIFICATIONS TBD.
CURRENT DRAWINGS REPRESENT
SIZING AND DESIGN INTENT ONLY.

ISSUE DATE: 01/19/2023

DRAWN: CA REVIEWED:

MASTER SIGN PLAN
SPECIFICATION DRAWINGS

SHEET NUMBER

D-110



include and update as needed

SPECIFICATIONS

FINAL SPECIFICATIONS TBD.
CURRENT DRAWINGS
REPRESENT SIZING AND
DESIGN INTENT ONLY.

117 FS-32 - Future Archway for Happy Camp

SP-12, H3

Sign to be installed during future phases of development.



SPECIFICATIONS

FINAL SPECIFICATIONS TBD.
CURRENT DRAWINGS
REPRESENT SIZING AND
DESIGN INTENT ONLY.

include and update as
needed

118

W-47 - Future Wall Sign for Happy Camp

Sign to be installed during future phases of development.

SP-12, H3



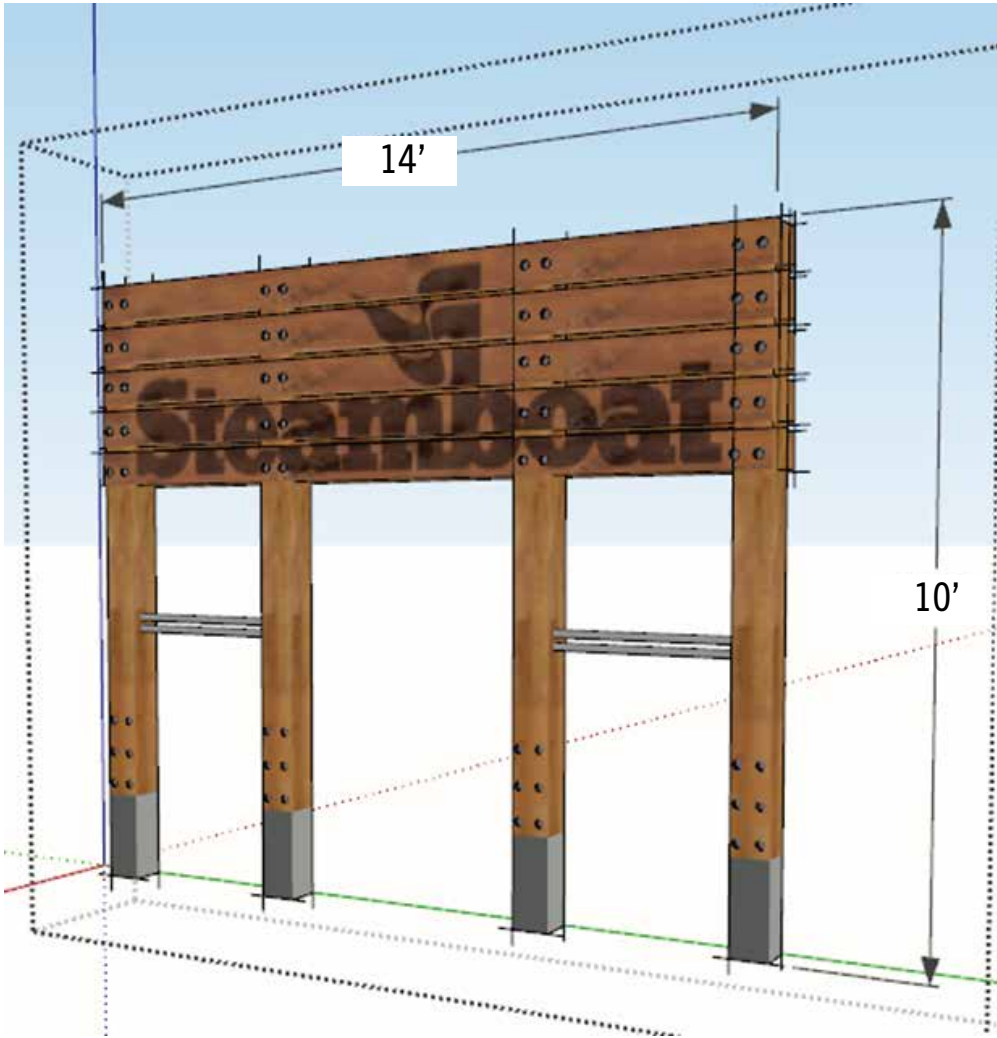
ISSUE DATE: 01/19/2023

DRAWN: CA REVIEWED: _____

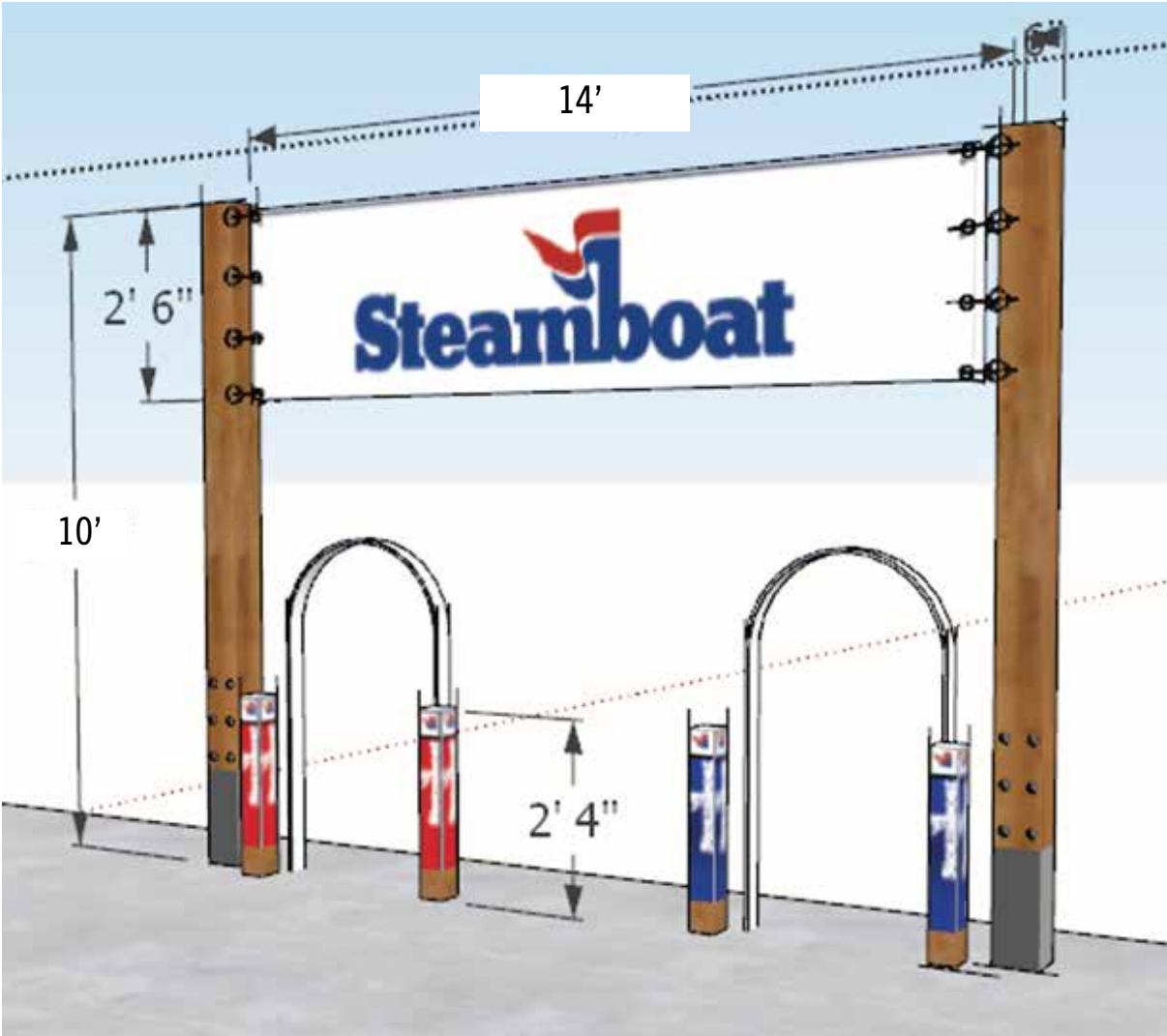
MASTER SIGN PLAN
SPECIFICATION DRAWINGS

SHEET NUMBER

D-112



OPTION A



OPTION B

119 FS-33 - Future Slide Archway

Signs to be installed during future phases of development.

SP-12, L6

include and update as
needed

SPECIFICATIONS

FINAL SPECIFICATIONS TBD.
CURRENT DRAWINGS REPRESENT
SIZING AND DESIGN INTENT ONLY.

MASTER SIGN PLAN

ISSUE DATE: 01/19/2023

DRAWN: CA REVIEWED:

MASTER SIGN PLAN
SPECIFICATION DRAWINGS

SHEET NUMBER

D-112



include and update as
needed

120 WN-42 - The Range - Window Graphics - North Elevation *SP-12, N9*

Maximum allowance is 30% of overall window area shown in rendering. Building is currently under construction and exact window area is TBD.

SPECIFICATIONS

PRINTED SELF-ADHESIVE VINYL
GRAPHICS.

ISSUE DATE: 01/19/2023

DRAWN: CA REVIEWED:

MASTER SIGN PLAN
SPECIFICATION DRAWINGS

SHEET NUMBER

D-114



legal nonconforming sign currently-
cannot be updated, include for
reference

EXISTING MONUMENT

141 FS-34 - Future Monument Sign for Mt Werner Cir. & Central Park Drive
Sign to be replaced during future phases of development. Requesting future allowance of up to 120 square feet.

SPECIFICATIONS

FINAL SPECIFICATIONS TBD.
CURRENT DRAWINGS REPRESENT
SIZING AND DESIGN INTENT ONLY.

MASTER SIGN PLAN

ISSUE DATE: 01/19/2023

DRAWN: CA REVIEWED:

MASTER SIGN PLAN
SPECIFICATION DRAWINGS

SHEET NUMBER

D-115