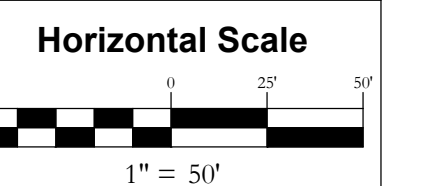


No.	DATE	REVISIONS	
		DESCRIPTION	BY
1	2/12/2024	DRT REVIEW & RESPONSE	
2	4/18/2024	DRT REVIEW & RESPONSE	

**STEAMBOAT AIRPARK SUBDIVISION
CONSTRUCTION DRAWINGS
GLORIA GOSSARD PARKWAY
STEAMBOAT SPRINGS, CO 80487**

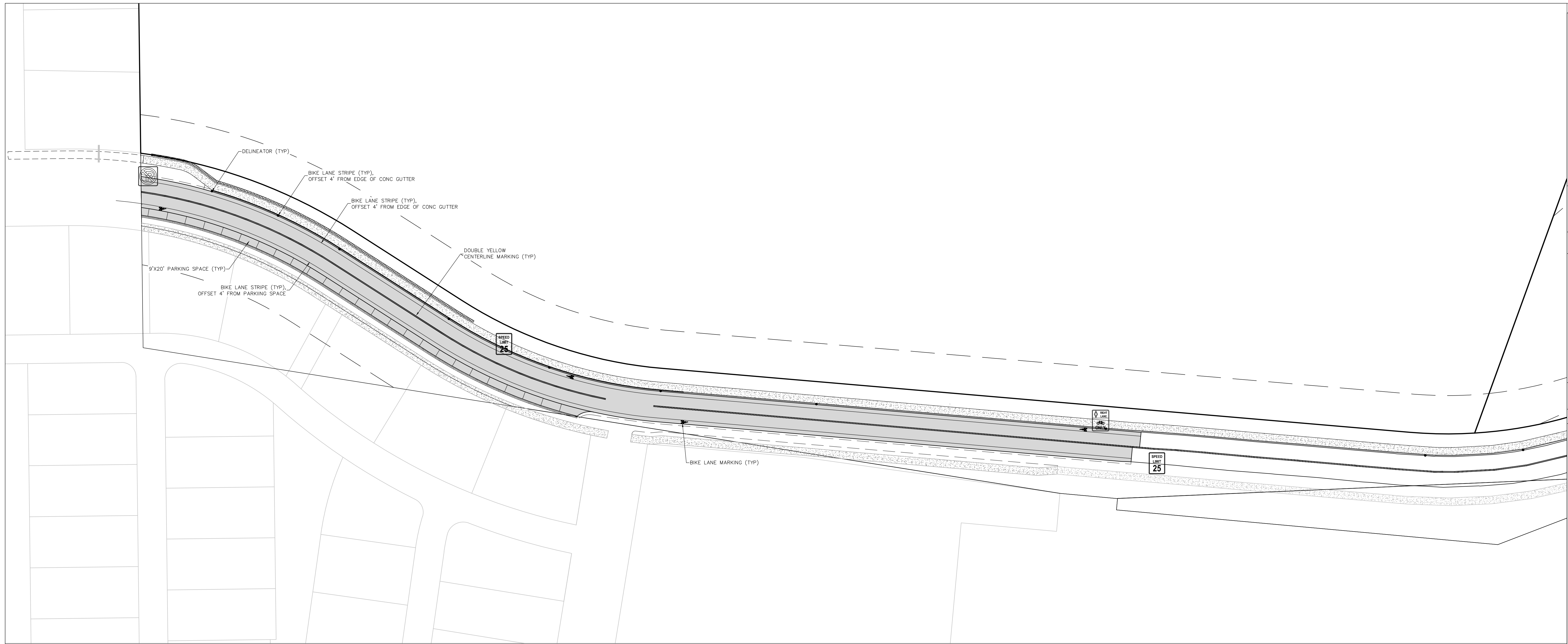


Contour Interval = 2 ft
DATE: 12-1-2023
JOB #: 1992-001
DRAWN BY: MDM
DESIGN BY: MDM
REVIEW BY: RL

IF THIS DRAWING IS PRESENTED IN A
FORMAT OTHER THAN A4 X 36", THE
GRAPHIC SCALE SHOULD BE UTILIZED.

**DRAWING:
GLORIA GOSSARD
SIGN & PAVEMENT
MARKING PLAN #1**

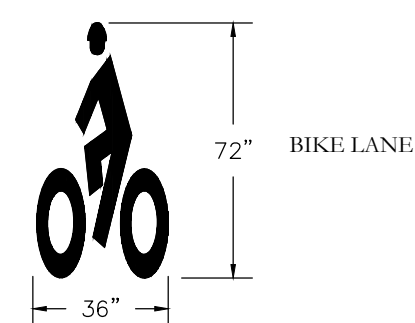
**SHEET #
C16**



MUTCD SIGN LEGEND

- STOP SIGN (R1-1)
- BIKE LANE (R13-17)
- SPEED LIMIT (R2-1), VARIES
- NO PARKING (R8-3A)

PAVEMENT MARKING LEGEND



- NOTES**
- 1) ALL SIGNS SHALL CONFORM TO MUTCD STANDARDS UNLESS NOTED OTHERWISE AND SHALL BE INSTALLED PER CDOT STANDARDS FOR CLASS 1 SIGNS. SEE CDOT STANDARD PLANS S-614-2.
 - 2) ALL PAVEMENT MARKINGS SHALL CONFORM TO CDOT STANDARDS AND BE PAINTED WITH MUTCD APPROVED RETROREFLECTIVE PAINT. SEE CDOT STANDARD PLANS S-627-1.
 - 3) GROUND SIGN PLACEMENT SHALL CONFORM TO CDOT STANDARDS. SEE CDOT STANDARD PLANS S-614-1.
 - 4) SIGN PANEL GAUGE THICKNESS AND MATERIAL SHALL BE 0.08" ALUMINUM.
 - 5) STREET NAME SIGNS SHALL BE INCLUDED ABOVE ALL INSTALLED STOP SIGNS PER SECTION 2A.16 OF THE MUTCD.
 - 6) CONTRACTOR IS RESPONSIBLE FOR SIGN FABRICATION.
 - 7) STOP SIGN POSTS AND STREET SIGN POSTS SHALL BE 2-3/8" DIAMETER GALVANIZED STEEL WITHIN A BREAKAWAY SLEEVE.
 - 8) ALL OTHER SIGN POSTS SHALL BE 2-1/4" GREEN STEEL U-CHANNEL WITH 3/8" HOLES SPACED EVERY 1".
 - 9) STREET SIGNS SHALL BE ORIENTED TO FACE ONCOMING TRAFFIC.

