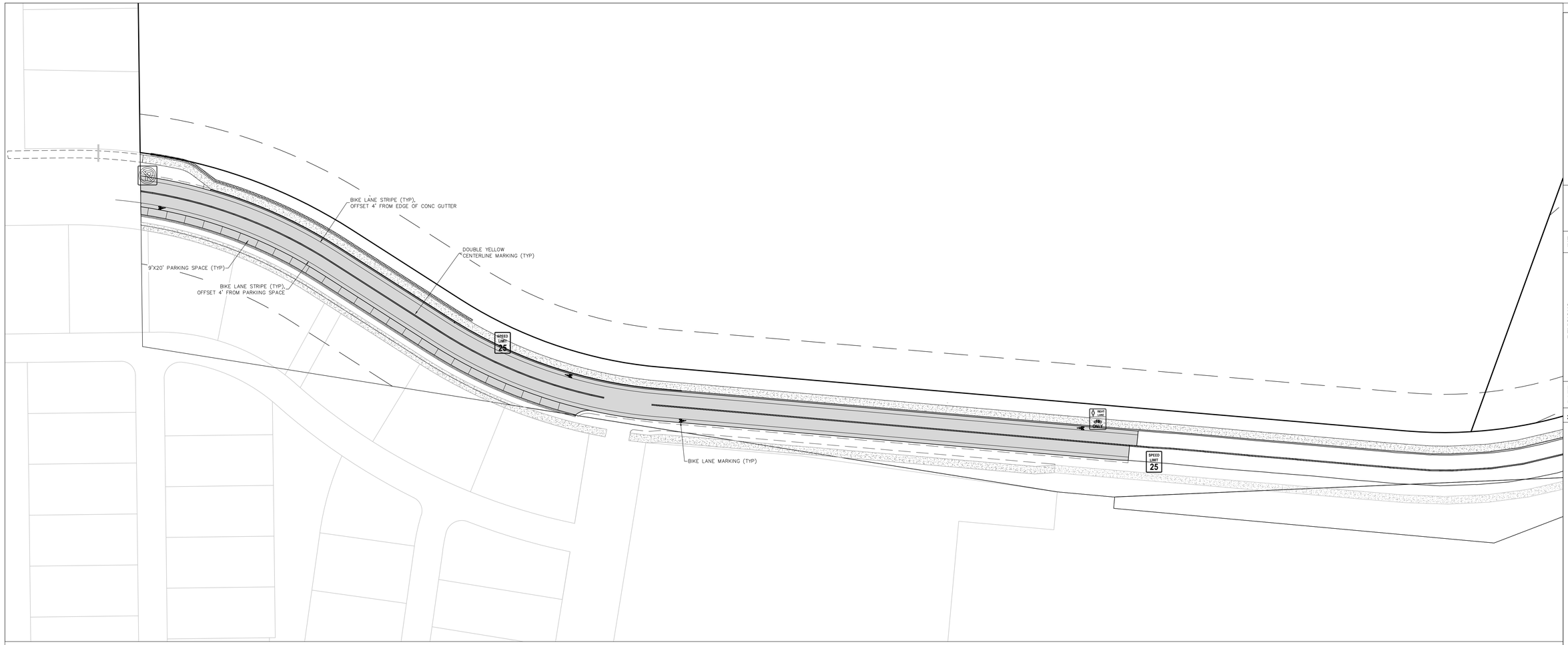

MUTCD SIGN LEGEND

STOP SIGN (R1-1)

BIKE LANE (R13-17)

SPEED LIMIT (R2-1), VARIES

NO PARKING (R8-3A)

PAVEMENT MARKING LEGEND

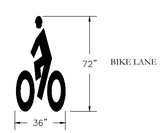

NOTES
1) ALL SIGNS SHALL CONFORM TO MUTCD STANDARDS UNLESS NOTED OTHERWISE AND SHALL BE INSTALLED PER CDOT STANDARDS FOR CLASS I SIGNS. SEE CDOT STANDARD PLANS S-614-2.
2) ALL PAVEMENT MARKINGS SHALL CONFORM TO CDOT STANDARDS AND BE PAINTED WITH MUTCD APPROVED RETROFLECTIVE PAINT. SEE CDOT STANDARD PLANS S-627-1.
3) GROUND SIGN PLACEMENT SHALL CONFORM TO CDOT STANDARDS. SEE CDOT STANDARD PLANS S-614-1.
4) SIGN PANEL GAUGE THICKNESS AND MATERIAL SHALL BE 0.08" ALUMINUM.
5) STREET NAME SIGNS SHALL BE INCLUDED ABOVE ALL INSTALLED STOP SIGNS PER SECTION 2A.16 OF THE MUTCD.
6) CONTRACTOR IS RESPONSIBLE FOR SIGN FABRICATION.
7) STOP SIGN POSTS AND STREET SIGN POSTS SHALL BE 2-3/8" DIAMETER GALVANIZED STEEL WITHIN A BREAKAWAY SLEEVE.
8) ALL OTHER SIGN POSTS SHALL BE 2-1/4" GREEN STEEL U-CHANNEL WITH 3/8" HOLES SPACED EVERY 1".
9) STREET SIGNS SHALL BE ORIENTED TO FACE ONCOMING TRAFFIC.

FOUR POINTS SURVEYING ENGINEERING
440 S. Lincoln Ave, Suite 4A
P.O. Box 775966
Steamboat Springs, CO 80487
(970)-871-6772
www.fourpointsse.com

No.	DATE	REVISIONS	INT

STEAMBOAT AIRPARK SUBDIVISION CONSTRUCTION DRAWINGS
GLORIA GOSSARD PARKWAY
STEAMBOAT SPRINGS, CO 80487

Horizontal Scale
50' 0 25' 50'
1" = 50'

Contour Interval = 2 ft
DATE: 12-1-2023
JOB #: 1992-001
DRAWN BY: MDM
DESIGN BY: MDM
REVIEW BY: RL

IF THIS DRAWING IS PRESENTED IN A FORMAT OTHER THAN 24" X 36", THE GRAPHIC SCALE SHOULD BE UTILIZED.

DRAWING:
GLORIA GOSSARD SIGN & PAVEMENT MARKING PLAN #1

SHEET #
C16

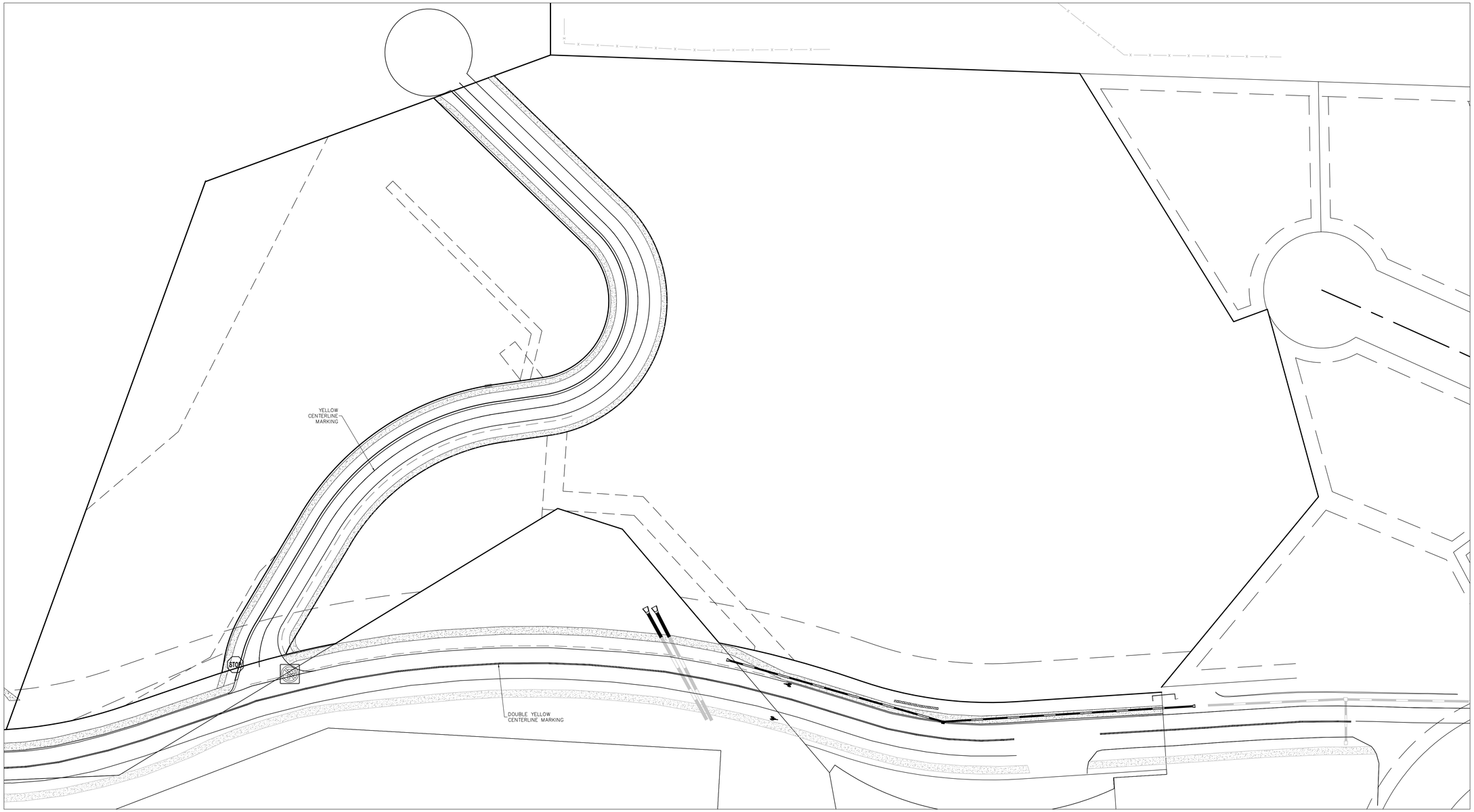

MUTCD SIGN LEGEND

STOP SIGN (R1-1)

BIKE LANE (R13-17)

SPEED LIMIT (R2-1), VARIES

NO PARKING (R8-3A)

PAVEMENT MARKING LEGEND

NOTES

1) ALL SIGNS SHALL CONFORM TO MUTCD STANDARDS UNLESS NOTED OTHERWISE AND SHALL BE INSTALLED PER CDOT STANDARDS FOR CLASS I SIGNS. SEE CDOT STANDARD PLANS S-614-2.
2) ALL PAVEMENT MARKINGS SHALL CONFORM TO CDOT STANDARDS AND BE PAINTED WITH MUTCD APPROVED RETROFLECTIVE PAINT. SEE CDOT STANDARD PLANS S-627-1.
3) GROUND SIGN PLACEMENT SHALL CONFORM TO CDOT STANDARDS. SEE CDOT STANDARD PLANS S-614-1.
4) SIGN PANEL GAUGE THICKNESS AND MATERIAL SHALL BE 0.08" ALUMINUM.
5) STREET NAME SIGNS SHALL BE INCLUDED ABOVE ALL INSTALLED STOP SIGNS PER SECTION 2A.16 OF THE MUTCD.
6) CONTRACTOR IS RESPONSIBLE FOR SIGN FABRICATION.
7) STOP SIGN POSTS AND STREET SIGN POSTS SHALL BE 2-3/8" DIAMETER GALVANIZED STEEL WITHIN A BREAKAWAY SLEEVE.
8) ALL OTHER SIGN POSTS SHALL BE 2-1/4" GREEN STEEL U-CHANNEL WITH 3/8" HOLES SPACED EVERY 1".
9) STREET SIGNS SHALL BE ORIENTED TO FACE ONCOMING TRAFFIC.

FOUR POINTS SURVEYING ENGINEERING
440 S. Lincoln Ave, Suite 4A
P.O. Box 775966
Steamboat Springs, CO 80487
(970)-871-6772
www.fourpointsse.com

No.	DATE	REVISIONS	INT

STEAMBOAT AIRPARK SUBDIVISION
CONSTRUCTION DRAWINGS
GLORIA GOSSARD PARKWAY
STEAMBOAT SPRINGS, CO 80487

Horizontal Scale

50' 0 25' 50'

1" = 50'

Contour Interval = 2 ft

DATE: 12-1-2023
JOB #: 1992-001
DRAWN BY: MDM
DESIGN BY: MDM
REVIEW BY: RL

IF THIS DRAWING IS PRESENTED IN A FORMAT OTHER THAN 24" X 36", THE GRAPHIC SCALE SHOULD BE UTILIZED.

DRAWING:
GLORIA GOSSARD
SIGN & PAVEMENT
MARKING PLAN #2

SHEET #
C17