

STEAMBOAT SKI & RESORT CORPORATION

Steamboat Base Village Redevelopment

2305 Mt. Werner Circle  
Steamboat Springs, CO 80487

BP2C - KVC - BULLETIN 01  
2021.08.06



2305 Mt. Werner Circle  
Steamboat Springs, CO 80487

Gensler

1225 17th Street  
Suite 150  
Denver, CO 80202  
United States  
Tel 303.595.8585  
Fax 303.825.6823



14143 Denver West Pkwy  
Suite 300  
Golden, CO  
United States  
Tel 303.421.6655



12499 West Colfax Ave.  
Lakewood, CO 80215  
United States  
Tel 303.431.6100

△	Date	Description
1	2021.07.30	BP4C - KVC INTERIORS - BULLETIN 01

Reviewed for  
Code Compliance

09/02/2021

Seal / Signature



Project Name

Steamboat Base Village  
Redevelopment

Project Number

003.7835.000

Description

COVER

Scale

NOT TO SCALE

G0.000



DRAWING INDEX					
DRAWING NUMBER	DRAWING NAME	CURRENT ISSUE	CURRENT ISSUE DATE	CURRENT ISSUE DESCRIPTION	
01 - GENERAL					
G0.101.	DRAWING INDEX, PROJECT INFORMATION, & GENERAL NOTES	1	2021.07.30	BP4C - KVC INTERIORS - BULLETIN 01	
G0.300	ADA RESTROOM REQUIREMENTS & DETAILS	----	2021.06.04	BP4C - KVC INTERIORS - ISSUE FOR PERMIT AND CONSTRUCTION	
G0.301	TYPICAL MOUNTING LOCATIONS & ADA REQUIREMENTS	----	2021.06.04	BP4C - KVC INTERIORS - ISSUE FOR PERMIT AND CONSTRUCTION	
G0.401	CODE ANALYSIS, EGRESS, AND OCCUPANCY PLAN	1	2021.07.30	BP4C - KVC INTERIORS - BULLETIN 01	
G0.500	FINISH MATERIALS SCHEDULE	1	2021.07.30	BP4C - KVC INTERIORS - BULLETIN 01	
G0.501	FINISH MATERIALS SCHEDULE (CONT)	1	2021.07.30	BP4C - KVC INTERIORS - BULLETIN 01	
G0.550	EQUIPMENT SCHEDULE	1	2021.07.30	BP4C - KVC INTERIORS - BULLETIN 01	
G0.551	EQUIPMENT SCHEDULE (CONT)	1	2021.07.30	BP4C - KVC INTERIORS - BULLETIN 01	
G0.600	DOOR SCHEDULE & TYPES	1	2021.07.30	BP4C - KVC INTERIORS - BULLETIN 01	
G0.650	DOOR DETAILS	----	2021.06.04	BP4C - KVC INTERIORS - ISSUE FOR PERMIT AND CONSTRUCTION	
G0.700	PARTITION TYPES & DETAILS	----	2021.06.04	BP4C - KVC INTERIORS - ISSUE FOR PERMIT AND CONSTRUCTION	
G0.800	UL DESIGN SHEET	----	2021.06.04	BP4C - KVC INTERIORS - ISSUE FOR PERMIT AND CONSTRUCTION	
06 - INTERIOR ARCHITECTURE					
1C-I1.101	COMPOSITE PLAN - SHERATON PLAZA LEVEL	----	2021.06.04	BP4C - KVC INTERIORS - ISSUE FOR PERMIT AND CONSTRUCTION	
1C-I1.201	CONSTRUCTION PLAN - LEVEL 01	1	2021.07.30	BP4C - KVC INTERIORS - BULLETIN 01	
1C-I1.202	CONSTRUCTION PLAN - ROOF / LEVEL 02	----	2021.06.04	BP4C - KVC INTERIORS - ISSUE FOR PERMIT AND CONSTRUCTION	
1C-I1.401	REFLECTED CEILING PLAN - LEVEL 01	1	2021.07.30	BP4C - KVC INTERIORS - BULLETIN 01	
1C-I1.501	FINISH PLAN - LEVEL 01	1	2021.07.30	BP4C - KVC INTERIORS - BULLETIN 01	
1C-I1.601	FURNITURE PLAN - LEVEL 01	----	2021.06.04	BP4C - KVC INTERIORS - ISSUE FOR PERMIT AND CONSTRUCTION	
1C-I2.100	ENLARGED PLANS - RESTROOMS	1	2021.07.30	BP4C - KVC INTERIORS - BULLETIN 01	
1C-I2.101	ENLARGED PLANS - RESTROOMS	1	2021.07.30	BP4C - KVC INTERIORS - BULLETIN 01	
1C-I2.102	ENLARGED PLAN - CHECK-IN DESK	----	2021.06.04	BP4C - KVC INTERIORS - ISSUE FOR PERMIT AND CONSTRUCTION	
1C-I3.100	INTERIOR ELEVATIONS	1	2021.07.30	BP4C - KVC INTERIORS - BULLETIN 01	
1C-I3.101	INTERIOR ELEVATIONS	1	2021.07.30	BP4C - KVC INTERIORS - BULLETIN 01	
1C-I5.100	CONSTRUCTION DETAILS	----	2021.06.04	BP4C - KVC INTERIORS - ISSUE FOR PERMIT AND CONSTRUCTION	
1C-I5.200	CEILING DETAILS	----	2021.06.04	BP4C - KVC INTERIORS - ISSUE FOR PERMIT AND CONSTRUCTION	
1C-I5.300	FLOOR, BASE & TRANSITION DETAILS	----	2021.06.04	BP4C - KVC INTERIORS - ISSUE FOR PERMIT AND CONSTRUCTION	
1C-I5.400	MILLWORK DETAILS	1	2021.07.30	BP4C - KVC INTERIORS - BULLETIN 01	
1C-I5.401	MILLWORK DETAILS	----	2021.06.04	BP4C - KVC INTERIORS - ISSUE FOR PERMIT AND CONSTRUCTION	
07 - FOOD SERVICE					
FS-1.0	EQUIPMENT FLOOR PLAN	----	2021.06.04	BP4C - KVC INTERIORS - ISSUE FOR PERMIT AND CONSTRUCTION	
FS-2.0	EQUIPMENT SCHEDULE	----	2021.06.04	BP4C - KVC INTERIORS - ISSUE FOR PERMIT AND CONSTRUCTION	
FS-3.0	PLUMBING PLAN	----	2021.06.04	BP4C - KVC INTERIORS - ISSUE FOR PERMIT AND CONSTRUCTION	
FS-4.0	ELECTRICAL PLAN	----	2021.06.04	BP4C - KVC INTERIORS - ISSUE FOR PERMIT AND CONSTRUCTION	
FS-5.0	BUILDING WORKS PLAN	----	2021.06.04	BP4C - KVC INTERIORS - ISSUE FOR PERMIT AND CONSTRUCTION	
FS-6.0	EXHAUST HOOD PLAN	----	2021.06.04	BP4C - KVC INTERIORS - ISSUE FOR PERMIT AND CONSTRUCTION	
FS-6.1	EXHAUST HOOD PLAN	----	2021.06.04	BP4C - KVC INTERIORS - ISSUE FOR PERMIT AND CONSTRUCTION	
FS-6.2	EXHAUST HOOD PLAN	----	2021.06.04	BP4C - KVC INTERIORS - ISSUE FOR PERMIT AND CONSTRUCTION	
FS-6.3	EXHAUST HOOD PLAN	----	2021.06.04	BP4C - KVC INTERIORS - ISSUE FOR PERMIT AND CONSTRUCTION	
FS-6.4	EXHAUST HOOD PLAN	----	2021.06.04	BP4C - KVC INTERIORS - ISSUE FOR PERMIT AND CONSTRUCTION	
08 - MECHANICAL					
1C-M0.000	MECHANICAL LEGEND	-	2021.06.04	BP4C - KVC INTERIORS - ISSUE FOR PERMIT AND CONSTRUCTION	
1C-M0.001	MECHANICAL GENERAL NOTES	-	2021.06.04	BP4C - KVC INTERIORS - ISSUE FOR PERMIT AND CONSTRUCTION	
1C-DM1.101	MECHANICAL DEMOLITION PLAN - LEVEL 01	-	2021.06.04	BP4C - KVC INTERIORS - ISSUE FOR PERMIT AND CONSTRUCTION	
1C-DM1.102	MECHANICAL PIPING DEMOLITION PLAN - LEVEL 01	-	2021.06.04	BP4C - KVC INTERIORS - ISSUE FOR PERMIT AND CONSTRUCTION	
1C-M1.201	MECHANICAL PLAN - LEVEL 01	1	2021.08.06	BP4C - KVC INTERIORS - BULLETIN 01	
1C-M1.202	MECHANICAL PLAN - LEVEL 02	-	2021.06.04	BP4C - KVC INTERIORS - ISSUE FOR PERMIT AND CONSTRUCTION	
1C-M1.301	MECHANICAL PIPING PLAN - LEVEL 01	-	2021.06.04	BP4C - KVC INTERIORS - ISSUE FOR PERMIT AND CONSTRUCTION	
1C-M7.000	MECHANICAL CONTROLS	-	2021.06.04	BP4C - KVC INTERIORS - ISSUE FOR PERMIT AND CONSTRUCTION	
1C-M7.001	MECHANICAL CONTROLS	-	2021.06.04	BP4C - KVC INTERIORS - ISSUE FOR PERMIT AND CONSTRUCTION	
1C-M8.000	MECHANICAL DETAILS	-	2021.06.04	BP4C - KVC INTERIORS - ISSUE FOR PERMIT AND CONSTRUCTION	
1C-M8.001	MECHANICAL DETAILS	-	2021.06.04	BP4C - KVC INTERIORS - ISSUE FOR PERMIT AND CONSTRUCTION	
1C-MEP0.000	MECHANICAL SCHEDULES	1	2021.08.06	BP4C - KVC INTERIORS - BULLETIN 01	
09 - PLUMBING					
1C-P0.000	PLUMBING LEGEND	-	2021.06.04	BP4C - KVC INTERIORS - ISSUE FOR PERMIT AND CONSTRUCTION	
1C-P0.001	PLUMBING SCHEDULES	1	2021.08.06	BP4C - KVC INTERIORS - BULLETIN 01	
1C-DP1.101	PLUMBING DEMOLITION PLAN - LEVEL 01	-	2021.06.04	BP4C - KVC INTERIORS - ISSUE FOR PERMIT AND CONSTRUCTION	
1C-P1.101	PLUMBING PLAN - LEVEL 01	1	2021.08.06	BP4C - KVC INTERIORS - BULLETIN 01	
1C-P1.100	PLUMBING PLAN - LEVEL 01 UNDERFLOOR	1	2021.08.06	BP4C - KVC INTERIORS - BULLETIN 01	
1C-P4.000	PLUMBING ENLARGED PLANS	-	2021.06.04	BP4C - KVC INTERIORS - ISSUE FOR PERMIT AND CONSTRUCTION	
1C-P4.001	PLUMBING ENLARGED PLANS	1	2021.08.06	BP4C - KVC INTERIORS - BULLETIN 01	
1C-P6.000	PLUMBING ISOMETRICS	-	2021.06.04	BP4C - KVC INTERIORS - ISSUE FOR PERMIT AND CONSTRUCTION	
1C-P6.001	PLUMBING ISOMETRICS	-	2021.06.04	BP4C - KVC INTERIORS - ISSUE FOR PERMIT AND CONSTRUCTION	
1C-P8.000	PLUMBING DETAILS	-	2021.06.04	BP4C - KVC INTERIORS - ISSUE FOR PERMIT AND CONSTRUCTION	
10 - ELECTRICAL					
1C-E0.000	ELECTRICAL LEGEND	1	2021.08.06	BP4C - KVC INTERIORS - BULLETIN 01	
1C-DE0.001	ELECTRICAL DEMO ONE LINES	-	2021.06.04	BP4C - KVC INTERIORS - ISSUE FOR PERMIT AND CONSTRUCTION	
1C-DE1.101	ELECTRICAL DEMOLITION PLAN - LEVEL 01	-	2021.06.04	BP4C - KVC INTERIORS - ISSUE FOR PERMIT AND CONSTRUCTION	
1C-DE1.102	LIGHTING DEMOLITION PLAN - LEVEL 01	-	2021.06.04	BP4C - KVC INTERIORS - ISSUE FOR PERMIT AND CONSTRUCTION	
1C-E0.001	ELECTRICAL ONE LINES	-	2021.06.04	BP4C - KVC INTERIORS - ISSUE FOR PERMIT AND CONSTRUCTION	
1C-E0.002	ELECTRICAL PANEL SCHEDULES	1	2021.08.06	BP4C - KVC INTERIORS - BULLETIN 01	
1C-E0.004	ELECTRICAL CONNECTION AND LIGHT FIXTURE SCHEDULES	1	2021.08.06	BP4C - KVC INTERIORS - BULLETIN 01	
1C-E1.201	ELECTRICAL PLAN - LEVEL 01	1	2021.08.06	BP4C - KVC INTERIORS - BULLETIN 01	
1C-E1.202	ELECTRICAL PLAN - LEVEL 02	-	2021.06.04	BP4C - KVC INTERIORS - ISSUE FOR PERMIT AND CONSTRUCTION	
1C-E1.301	LIGHTING PLAN - LEVEL 01	1	2021.08.06	BP4C - KVC INTERIORS - BULLETIN 01	
1C-E1.401	ELECTRICAL ENLARGED PLANS	-	2021.06.04	BP4C - KVC INTERIORS - ISSUE FOR PERMIT AND CONSTRUCTION	
1C-E8.000	ELECTRICAL DETAILS	-	2021.06.04	BP4C - KVC INTERIORS - ISSUE FOR PERMIT AND CONSTRUCTION	
1C-E8.001	ELECTRICAL DETAILS	-	2021.06.04	BP4C - KVC INTERIORS - ISSUE FOR PERMIT AND CONSTRUCTION	
1C-E8.002	ELECTRICAL DETAILS	-	2021.06.04	BP4C - KVC INTERIORS - ISSUE FOR PERMIT AND CONSTRUCTION	
16 - DATA/TELECOM					
1C-T0.000	TECHNOLOGY LEGEND	-	2021.06.04	BP4C - KVC INTERIORS - ISSUE FOR PERMIT AND CONSTRUCTION	
1C-T0.001	TECHNOLOGY GENERAL NOTES & ABBREVIATIONS	-	2021.06.04	BP4C - KVC INTERIORS - ISSUE FOR PERMIT AND CONSTRUCTION	
1C-T1.201	TECHNOLOGY PLAN - LEVEL 01	1	2021.08.06	BP4C - KVC INTERIORS - BULLETIN 01	
1C-T8.000	TECHNOLOGY DETAILS	-	2021.06.04	BP4C - KVC INTERIORS - ISSUE FOR PERMIT AND CONSTRUCTION	
4 GRAND TOTAL: 78					

## ELECT, LIGHTING & FIRE ALARM DEMO GENERAL NOTES

- WHERE CEILINGS ARE BEING REMOVED, REMOVE ALL NORMAL AND EMERGENCY LIGHT FIXTURES, FIRE ALARM DEVICES, AND EXIT SIGNS. ALL ASSOCIATED CONDUIT AND POWER/CONTROL WIRING SHALL ALSO BE DEMOLISHED.
- WHERE WALLS ARE BEING DEMOLISHED, REMOVE FIRE ALARM AND ELECTRICAL DEVICES. DEVICES AND ASSOCIATED BACKBOXES, CONDUIT, AND WIRE SHALL BE COMPLETELY REMOVED AS OUTLINED BELOW: A) ALL EXISTING CIRCUITS SHALL BE TRACED PRIOR TO DEMOLITION SO THEY CAN BE REUSED FROM THE ELECTRICAL DISTRIBUTION SYSTEM. PROVIDE CIRCUIT TRACING INFORMATION TO ENGINEER FOR USE WITH DEVELOPMENT OF CONTRACT DOCUMENTS. B) CIRCUITS THAT ARE ENTIRELY DEMOLISHED SHALL BE DEMOLISHED ALL THE WAY BACK TO THE MAIN JUNCTION BOX. C) CIRCUITS THAT ARE PARTIALLY DEMOLISHED SHALL BE DEMOLISHED ALL THE WAY BACK TO THE COMMON JUNCTION BOX WHERE THE PORTION OF THE CIRCUIT THAT IS TO REMAIN CAN BE EXTENDED FOR FUTURE REFEEED. D) WHERE CONDUIT AND POWER/CONTROL WIRING IS INSTALLED IN A WALL THAT IS BEING DEMOLISHED THAT IS ASSOCIATED WITH A DEVICE TO MAINTAIN, DERATE, ACCESS, OR EXTEND THE CIRCUIT, PROVIDE PORTABLE FIRE EXTINGUISHER COMPATIBLE WITH THE DEVICE. E) PROVIDE PORTABLE FIRE EXTINGUISHER COMPATIBLE WITH THE DEVICE.
- WHERE WALLS ARE BEING DEMOLISHED THAT CONTAIN ELECTRICAL PANELS WITHIN OR ON THEM, DEMOLISH ELECTRICAL PANEL AND BRANCH CIRCUIT TO ABOVE CEILING OR ABOVE PANEL. PROVIDE JUNCTION BOX OR PULL BOX AT LOCATION ABOVE PANEL WHERE CIRCUITS ARE DEMOLISHED TO. CIRCUITS WILL BE INTERCEPTED AND EXTENDED AT THIS LOCATION TO NEW PANEL. LOCATION, PANEL, LOCATIONS WILL BE DETERMINED DURING DESIGN. CERTAIN PANELS MAY HAVE THE ENTIRE BRANCH CIRCUITING INSTALLATION DEMOLISHED (I.E. KITCHEN PANELS).
- EXISTING LIGHTING CONTROLS DEVICES SHALL BE DEMOLISHED FOR LIGHT FIXTURE ZONES/CIRCUITS BEING DEMOLISHED. DEMOLISH DEVICES AND ASSOCIATED CONTROL WIRING AS REQUIRED. WHERE PATHWAYS ARE INSTALLED WITHIN WALLS TO REMAIN, PATHWAYS CAN BE REUSED IF IN EMT CONDUIT AND CONDUIT IS IN A REUSABLE CONDITION.
- ELECTRICAL INFRASTRUCTURE IS CALLED OUT TO BE DEMOLISHED OUTSIDE THE LIMITS OF THIS RENOVATION SCOPE TO SERVE EXISTING AND NEW ELECTRICAL LOADS. SURVEY PATHWAYS FOR REFUSE AND PROVIDE INSULATION TESTING FOR ALL FEEDERS BETWEEN EQUIPMENT BEING DEMOLISHED. REFER TO ME SHERATON DUE DILIGENCE REPORT FOR EQUIPMENT IN QUESTION.
- FIRE ALARM PANEL LOCATED IN JANITORS CLOSET SHALL BE MAINTAINED. POWER SHALL BE MAINTAINED TO THIS PANEL TO ENSURE FUNCTION OF FIRE ALARM SYSTEM IN SPACES NOT INCLUDED IN THIS RENOVATION SCOPE SERVED FROM THIS PANEL. EXISTING FIRE ALARM CIRCUITS SHALL BE DEMOLISHED BACK TO THE NEXT UPSTREAM DEVICES FOR ALL DEVICES THAT ARE DEMOLISHED ALONG WITH WALLS AND CEILINGS. NEW CIRCUITS AND EXTENSIONS TO THE NEXT UPSTREAM DEVICES SHALL BE UTILIZED TO FEED THE FIRE ALARM NAC/S/C CIRCUITS TO DEVICES THROUGHOUT THE NEW AND EXISTING SPACES.
- EXISTING CIRCUITS TO MECHANICAL EQUIPMENT SHALL BE LEFT OPERATIONS DURING THE DEMOLITION AND CONSTRUCTION PHASE OF THIS PROJECT. PROTECT FEEDER CONDUITS AS REQUIRED FOR MAINTAINED OPERATION OF THIS EQUIPMENT.
- DEMOLISH ALL ELECTRICAL INFRASTRUCTURE ASSOCIATED WITH MECHANICAL OR PLUMBING EQUIPMENT THAT IS CALLED OUT FOR DEMOLITION. EQUIPMENT NOT COLLAGED OUT FOR DEMOLITION SHALL MAINTAIN ELECTRICAL INFRASTRUCTURE.
- WHERE ELECTRICAL INFRASTRUCTURE REPLACEMENTS OCCUR SERVING MECHANICAL EQUIPMENT INTENDED TO REMAIN IN PLACE, PROVIDE NOTICE TO OWNER FOR PLANNED DOWNTIME WHILE ELECTRICAL WORK IS BEING PERFORMED TO REFEEED THE EQUIPMENT IN QUESTION.
- WHEREVER ELECTRICAL MATERIALS HAVE BEEN REMOVED FROM SURFACES OF THE BUILDING OR STRUCTURE, THOSE SURFACES SHALL BE PATCHED AND REPAIRED.
- ALL HAZARD WASTE SHALL BE PROPERLY DISPOSED OF BY A LICENSED HAZARD WASTE DISPOSAL FACILITY. ITEMS SHALL INCLUDE BUT ARE NOT LIMITED TO FLUORESCENT LAMPS, SMOKE DETECTORS, ETC.

## TECHNOLOGY DEMO GENERAL NOTES

- EXISTING CABLING SERVICING AREAS OUTSIDE OF THE AREA OF DEMO MAY TRAVERSE THROUGH/ABOVE AREAS OF DEMO. CABLING NOT DIRECTLY ASSOCIATED WITH DEVICES WITHIN THE DEMO AREA, SHALL BE PROTECTED AND TRACED TO DETERMINE ORIGIN AND USE. ANY CABLING DAMAGED OR REMOVED THAT SERVICES DEVICES OUTSIDE OF THE DEMO AREA (ABOVE/BELOW/BETWEEN) SHALL BE REPLACED IN FULL AT NO COST TO THE OWNER.
- WHERE CEILINGS ARE BEING REMOVED, REMOVE CEILING MOUNTED ACCESS POINTS, SECURITY CAMERAS, MOTION SENSORS, SPEAKERS AND TVS. ALL ASSOCIATED CONDUIT AND WIRING SHALL ALSO BE DEMOLISHED.
- WHERE WALLS ARE BEING DEMOLISHED, REMOVE TELECOMMUNICATIONS AND TV AND SECURITY DEVICES, DEVICES AND ASSOCIATED BACKBOXES, CONDUIT, AND WIRE SHALL BE COMPLETELY REMOVED AS OUTLINED HEREIN.
- WHERE CONDUIT AND TELECOM/SECURITY WIRING IS INSTALLED IN A WALL THAT IS TO REMAIN, REMOVE ALL CABLING. WHERE PATHWAYS ARE INSTALLED WITHIN WALLS TO REMAIN, REMOVE ALL CABLING. WHERE PATHWAYS ARE INSTALLED WITHIN WALLS TO REMAIN, PATHWAYS CAN BE REUSED IF IN EMT CONDUIT AND CONDUIT IS IN A REUSABLE CONDITION.

## MECHANICAL & PLUMBING DEMO GENERAL NOTES

- WHERE CEILINGS ARE REMOVED, REMOVE EXISTING SUPPLY DIFFUSERS, RETURN GRILLES, AND FLEXIBLE DUCTWORK BACK TO NEAREST SHEET METAL CONNECTION. SHEET METAL TO REMAIN FOR RE-USE.
- EXISTING HYDRONIC HEATING AND COOLING SHALL REMAIN OPERATIONAL DURING PROJECT DEMOLITION. WHERE HYDRONIC PIPING IS DISTURBED AS PART OF DEMOLITION, RECONNECT PIPING TEMPORARILY SO THAT SYSTEMS MAY REMAIN OPERATIONAL.
- EXISTING AIR HANDLING UNITS SERVING THE PROJECT AREA ARE LOCATED IN THE UPPER LEVEL FAN ROOM. AIR HANDLING UNITS SHALL REMAIN OPERATIONAL DURING PROJECT DEMOLITION. PROVIDE CONSTRUCTION FILTERS AT EACH RETURN AIR INLET.
- EXISTING MISCELLANEOUS HEATING SYSTEMS INCLUDING CABINET HEATERS, FIN TUBE, ETC. SHALL REMAIN OPERATIONAL DURING PROJECT DEMOLITION.
- THE BUILDING INCLUDES A PNEUMATIC CONTROL SYSTEM. WHERE EXISTING THERMOSTATS ARE LOCATED ON WALLS THAT ARE TO BE REMOVED, OUT PNEUMATIC TUBING ABOVE CEILING AND TEMPORARILY RE-INSTALL THERMOSTAT IN CEILING SPACE FOR REUSE.

## PLUMBING DEMO GENERAL NOTES

- AS PART OF PLUMBING DEMOLITION SCOPE OF WORK, COMPLETELY REMOVE ALL TOILET ROOM PLUMBING FIXTURES AND ASSOCIATED CARRIERS IN MAIN WOMEN'S AND MEN'S TOILET ROOMS (LOCATED BETWEEN COLUMN LINES P-5 & R-5 AND 24' & 28') INCLUDING LAVATORIES, URINALS, AND WATER CLOSETS. CAP PIPING IN WET WALL FOR REUSE.
- EXISTING COMMERCIAL DISHWASHER (LOCATED BETWEEN 34 & 36 AND R-5 & P) SHALL BE REMOVED. CAP DOMESTIC WATER FOR FUTURE REUSE.
- EXISTING KITCHEN SINK AND PREP TABLE (LOCATED BETWEEN 37 & 37.5 AND R-5 & P) SHALL BE REMOVED. CAP DOMESTIC WATER FOR FUTURE REUSE.
- EXISTING LOBBY BAR (BETWEEN K & L AND S & 27) SHALL BE REMOVED. REMOVE ALL EQUIPMENT SINKS, INSTANTANEOUS WATER HEATERS, AND DOMESTIC HOT/COLD PIPING. CAP DOMESTIC WATER PIPING FOR REUSE.
- EXISTING FLOOR SINKS IN KITCHEN AND BAR AREAS SHALL BE EXISTING TO REMAIN.
- EXISTING DOMESTIC WATER AND STORM PIPING WITHIN THE BALLROOM AREA SHALL BE EXISTING TO REMAIN.
- EXISTING EXTERIOR HOSE BIBB AT SOUTH EXTERIOR WALL SHALL BE EXISTING TO REMAIN.

## FIRE PROTECTION GENERAL NOTES

- AREAS WITH DEMOLITION SCOPE ARE PROVIDED WITH A WET FIRE PROTECTION SPRINKLER SYSTEM WITH SUSPENDED HEADS. WHERE CEILINGS ARE REMOVED, FIRE PROTECTION HEADS SHALL BE REPLACED WITH UPRIGHT HEADS IN ACCORDANCE WITH NFPA 13.

## POWER & COMMUNICATION GENERAL NOTES

- ALL SCREENED AREAS INDICATE EXISTING CONSTRUCTION TO REMAIN AND AREAS NOT IN CONTRACT, U.N.O.
- REFER TO "G" SERIES DRAWINGS FOR SCHEDULES, LEGENDS, SYMBOLS, ABBREVIATIONS, AND TYPICAL MOUNTING HEIGHTS APPLICABLE TO THIS PLAN.
- RE: ELECTRICAL DRAWINGS FOR MORE INFORMATION REGARDING POWER DEVICES, AND RE: TECHNOLOGY DRAWINGS FOR MORE INFORMATION REGARDING DATA AND AV DEVICES.
- REFER TO SHEET G0.800 FOR FIRESAFING DETAILS AT FLOOR CORES.
- ARCHITECTURAL DRAWINGS GOVERN WHERE DEVICE MOUNTING HEIGHTS AND LOCATIONS DIFFER FROM ELECTRICAL AND TECHNOLOGY DRAWINGS.
- FURNITURE IS SHOWN FOR REFERENCE ONLY. VERIFY WITH TENANT'S FURNITURE VENDOR FOR SPECIFIC INFORMATION REGARDING FURNITURE AND ITS EXACT LOCATION.
- ALL NEW DATA/VOICE, ELECTRICAL, AND SWITCH FACE PLATES ARE TO BE WHITE, U.N.O. PROVIDE MATCHING COVER PLATES.
- COORDINATE WITH AV VENDOR FOR ALL POWER REQUIREMENTS FOR ALL COMPONENTS ASSOCIATED WITH THE AV SYSTEM. ALL AV EQUIPMENT IS PROVIDED AND INSTALLED BY TENANT'S AV VENDOR, U.N.O. COORDINATE BLOCKING REQUIREMENTS, MOUNTING LOCATION, AND CONDUIT SIZES WITH AV VENDOR PRIOR TO ROUGH-IN.
- X-RAY SLAB PRIOR TO CORING. REVIEW FINDINGS AND LOCATIONS WITH OWNER AND TENANT'S FURNITURE VENDOR.
- INDICATED DIMENSIONS ARE TO THE CENTERLINE OF OUTLET/SWITCH, OR CLUSTER OF OUTLETS/SWITCHES, U.N.O.
- INSTALL OUTLETS ON OPPOSITE SIDES OF PARTITIONS IN SEPARATE STUD CAVITIES. DO NOT INSTALL BACK-TO-BACK.
- G.C. TO COORDINATE INSTALLATION OF TELECOMM, DATA, AND SECURITY SYSTEMS.
- PROVIDE ONE-PIECE TYPE GANG COVER PLATES WHERE SWITCHES CAN BE GROUPED TOGETHER.
- IDENTIFY DEDICATED OR ISOLATED GROUNDING OUTLETS WITH RED DOT.
- VERIFY EQUIPMENT SPECIFICATIONS, POWER, AND INSTALLATION REQUIREMENTS WITH MANUFACTURER TO ENSURE PROPER FIT AND FUNCTION.
- G.C. TO COORDINATE INSTALLATION OF ALL ELECTRICAL, POWER, AND LIGHTING SYSTEMS AND THEIR ASSOCIATED COMPONENTS WITH ARCHITECTURAL DETAILS, FINISHES, ETC. AND ALL OTHER TRADES.
- WHERE ELECTRICAL WORK IS SPECIFIED IN CONJUNCTION WITH MILLWORK, THE WORK SHALL BE PROVIDED BY ELECTRICAL CONTRACTOR. CUTOUTS FOR SWITCHES AND DEVICES ARE TO BE PROVIDED BY MILLWORK CONTRACTOR AND COORDINATED BY G.C. WITH ARCHITECT.
- VERIFY WITH ARCHITECT THE LOCATION OF PANELS, T-STATS, SWITCHES, ALARMS, OR ANY DEVICES EXPOSED TO VIEW AND NOT SHOWN ON THE ARCHITECTURAL DRAWINGS. INSTALLER SHALL SUBMIT CATALOG CUT SHEET OF DEVICES TO ARCHITECT FOR AESTHETIC REVIEW.
- G.C. SHALL COORDINATE LOCATION OF WHIPS AND BOXES FOR ELECTRICAL SERVICE AT MILLWORK FOR TASK LIGHTING, EQUIPMENT, DEVICES, ETC. WITH ALL OTHER TRADES, TYP. WHIPS MUST NOT BE EXPOSED TO VIEW OR HANG BELOW MILLWORK.

## GENERAL NOTES

- G.C. TO COMPLY WITH CODES, LAWS, ORDINANCES, RULES, AND REGULATIONS OF PUBLIC AUTHORITIES GOVERNING THE WORK.
- G.C. TO OBTAIN AND PAY FOR PERMITS AND INSPECTIONS REQUIRED BY PUBLIC AUTHORITIES GOVERNING THE WORK.
- G.C. TO REVIEW DOCUMENTS, VERIFY DIMENSIONS, VERIFY FIELD CONDITIONS, AND CONFIRM THAT WORK IS BUILDABLE AS SHOWN. REPORT ANY CONFLICTS OR OMISSIONS TO THE ARCHITECT FOR CLARIFICATION PRIOR TO PERFORMING ANY WORK IN QUESTION.
- G.C. TO SUBMIT REQUESTS FOR SUBSTITUTIONS, REVISIONS, OR CHANGES TO ARCHITECT FOR REVIEW PRIOR TO PURCHASE, FABRICATION, OR INSTALLATION.
- G.C. TO COORDINATE WORK WITH THE LANDLORD AND OWNER, INCLUDING SCHEDULING TIME AND LOCATIONS FOR DELIVERIES, BUILDING ACCESS, USE OF BUILDING SERVICES AND FACILITIES, AND USE OF ELEVATORS. MINIMIZE DISTURBANCE TO BUILDING OCCUPANTS.
- OWNER WILL PROVIDE WORK NOTES "BY OTHERS" OR "NIC" UNDER SEPARATE CONTRACT. G.C. TO INCLUDE SCHEDULE REQUIREMENTS IN CONSTRUCTION PROGRAM SCHEDULE AND COORDINATE TO ASSURE ORDERLY SEQUENCE OF INSTALLATION.
- G.C. TO COORDINATE TELECOMMUNICATIONS, DATA, AND SECURITY SYSTEM INSTALLATIONS.
- G.C. TO MAINTAIN EXITS, EXIT LIGHTING, FIRE PROTECTIVE DEVICES, AND ALARMS IN CONFORMANCE WITH CODES AND ORDINANCES.
- G.C. TO MAINTAIN WORK AREAS AS SECURE AND LOCKABLE DURING CONSTRUCTION. COORDINATE WITH TENANT AND LANDLORD TO ENSURE SECURITY.
- G.C. TO PROVIDE ALL ACCESS PANELS REQUIRED FOR ALL JUNCTION BOXES, VALVES, CLEANOUTS, PLUGS, FILTERS, EQUIPMENT, AND ALL OTHER ITEMS REQUIRING SERVICE OR MAINTENANCE.
- G.C. TO PROTECT AREA OF WORK AND ADJACENT AREAS FROM DAMAGE. PATCH AND REPAIR SURFACES DAMAGED AS A RESULT OF WORK PERFORMED ON THIS PROJECT. PATCH & REPAIR EXISTING SURFACES AS REQ'D TO RECEIVE NEW FINISH.
- G.C. SHALL NOT SCALE DRAWINGS. WRITTEN DIMENSIONS GOVERN. IN CASE OF CONFLICT, CONSULT THE ARCHITECT FOR CLARIFICATION.
- G.C. TO PROVIDE CONCEALED BLOCKING AS REQUIRED FOR WORK BY OWNER'S OTHER CONTRACTORS. COORDINATE WITH OTHER CONTRACTORS FOR SIZE, TYPE, AND LOCATION OF REQUIRED BLOCKING. ALL IN-WALL AND IN-CEILING BLOCKING IS TO BE FIRE-RETARDANT-TREATED.
- THE G.C. AND EACH TRADE IS RESPONSIBLE FOR REVIEWING AND COORDINATING ALL NEW WORK WITH EXISTING CONDITIONS AND ALL OTHER TRADES. NO FIELD WORK ORDERS WILL BE APPROVED FOR ANY CONDITIONS/CONFLICTS THAT COULD HAVE BEEN ANTICIPATED DURING BID FIELD INSPECTION OR THAT COULD HAVE BEEN COORDINATED WITH THE G.C. AND EACH TRADE AFTER AWARD OF CONTRACT.
- TENANT ARCHITECTURAL DIMENSIONS AND DESIGN INTENT TAKE PRECEDENCE OVER MECHANICAL, ELECTRICAL, OR PLUMBING DRAWINGS. NOTIFY ARCHITECT OF ANY DISCREPANCY BEFORE PROCEEDING WITH CONSTRUCTION.
- G.C. TO NOTIFY ARCHITECT IN WRITING OF CONFLICTS, DIMENSIONAL OR OTHER DISCREPANCIES PRIOR TO PROCEEDING WITH WORK OR AREAS AFFECTED.

## FIRE PREVENTION NOTES

- THIS PROJECT DOES NOT INCLUDE STORAGE, DISPENSING OR USE OF ANY FLAMMABLE OR COMBUSTIBLE LIQUIDS, FLAMMABLE GAS OR HAZARDOUS SUBSTANCES.
- PROVIDE A PORTABLE FIRE EXTINGUISHER WITH A RATING OF NOT LESS THAN 2-A WITHIN 75 FOOT TRAVEL DISTANCE FROM ALL PORTIONS OF THE BUILDING ON EACH FLOOR, WITHIN ELECTRICAL AND MECHANICAL ROOMS, AND ADDITIONAL EXTINGUISHERS AS REQUIRED BY GOVERNING AUTHORITIES. PROVIDE PORTABLE FIRE EXTINGUISHER COMPATIBLE WITH AUTOMATIC FIRE EXTINGUISHING SYSTEM AGENT AND IN ACCORDANCE WITH SECTION 904.12.5 OF THE IFC, AND WITHIN 30 FT OF COMMERCIAL KITCHEN EQUIPMENT.
- EXTEND OR MODIFY EXISTING AUTOMATIC FIRE EXTINGUISHING SYSTEM AS REQUIRED TO PROVIDE AN APPROVED AUTOMATIC FIRE EXTINGUISHING SYSTEM FOLLOWING APPROVAL BY LANDLORD'S LIFE SAFETY ENGINEER. SUBMIT PLANS TO FIRE DEPARTMENT AND OBTAIN APPROVAL PRIOR TO INSTALLATION.
- EXTEND OR MODIFY EXISTING FIRE/LIFE SAFETY SYSTEM AS REQUIRED TO PROVIDE AN APPROVED FIRE/LIFE SAFETY SYSTEM FOLLOWING APPROVAL BY LANDLORD'S LIFE SAFETY ENGINEER. SUBMIT PLANS TO FIRE DEPARTMENT WITH COMPLETE DESCRIPTION OF SEQUENCE OF OPERATION, AND OBTAIN APPROVAL PRIOR TO INSTALLATION.

## ACCESSIBILITY NOTES

- ABRUPT CHANGES IN LEVEL ALONG ACCESSIBLE ROUTES SHALL NOT EXCEED 1/2" IN HEIGHT. CHANGES BETWEEN 1/



PLUMBING COUNTS

PLUMBING FIXTURE REQUIREMENTS - LEVEL 01 STAFF SUPPORT & LOCKERS							
OCCUPANCY TOTALS		'A'	'B'	'B' - LOCKERS	'S'		
		107	35	70	5		
FIXTURE QUANTITIES							
WATER CLOSETS	MEN	54/125 = .43	0 + (18/25) = .72	1 + (10/25) = 1.4	3/100 = .03	3 (2.58)	4.5"
	WOMEN	54/65 = .83	0 + (18/25) = .72	1 + (10/25) = 1.4	3/100 = .03	3 (2.98)	4.5"
LAVATORIES	MEN	54/200 = .27	0 + (18/40) = .45	0 + (35/40) = .9	3/100 = .03	2 (1.65)	3.5"
	WOMEN	54/200 = .27	0 + (18/40) = .45	0 + (35/40) = .9	3/100 = .03	2 (1.65)	3.5"
DRINKING FOUNTAINS		107/500 = .21	35/100 = .35	70/100 = .7	5/1000 = .005	2 (1.26)	2"

THIS SPACE WILL FUNCTION AS TWO MOSTLY SEPARATE SUITES, WITH A CHILDREN'S SKI SCHOOL ON ONE SIDE AND OFFICE SUPPORT SPACE AND LOCKERS ON THE OTHER.

FIXTURES WITHIN THE SKI SCHOOL SUITE WILL BE FITTED WITH CHILD SIZE WATER CLOSETS AND LAVATORIES, WITH THE EXCEPTION OF TWO SINGLE-USER ADA ACCESSIBLE RESTROOMS. THESE SINGLE-USER RESTROOMS WILL BE USED ONLY BY THE ADULT SUPERVISORS IN THE SPACE. THE KITCHEN HAS LESS THAN 15 OCC. SO ONE RESTROOM IS NEEDED. THIS RESTROOM IS INCLUDED IN THE TWO SINGLE-USER RESTROOMS FOR ADULT SUPERVISORS. ADULT SUPERVISORS WILL ALSO HAVE ACCESS TO THE RESTROOMS WITHIN THE BUSINESS USE AREA.

\*UNISEX RESTROOM WATER CLOSET AND LAVATORY COUNTS HAVE BEEN APPLIED AS .5 PER EACH SEX.  
\*\* 50% OF REQUIRED DRINKING FOUNTAINS CAN BE WATER DISPENSERS, WITH A MINIMUM OF 1 HIGH AND 1 LOW FOUNTAIN. FOOD SERVICE AREA WILL ALSO PROVIDE WATER FOR OCCUPANTS IN SKI SCHOOL AREA.

PLUMBING FIXTURE REQUIREMENTS - LEVEL 01 SKI SCHOOL AREA							
OCCUPANCY TOTALS		'B'	'E'	'E' - KITCHEN	'I-4' - DAYCARE	'S'	
		3	307	9	29	4	
FIXTURE QUANTITIES							
WATER CLOSETS	MEN	0 + (2/25) = .08	154/50 = 3.08	5/50 = .1	15/15 = 1	4/100 = .04	5 (4.3)
	WOMEN	0 + (2/25) = .08	154/50 = 3.08	5/50 = .1	15/15 = 1	4/100 = .04	5 (4.3)
LAVATORIES	MEN	0 + (2/40) = .05	154/80 = 1.93	5/80 = .06	15/15 = 1	4/100 = .04	4 (3.08)
	WOMEN	0 + (2/40) = .05	154/80 = 1.93	5/80 = .06	15/15 = 1	4/100 = .04	4 (3.08)
DRINKING FOUNTAINS		3/100 = .04	307/100 = 3.07	9/100 = .09	15/100 = .15	4/1000 = .004	4 (3.354)

OCCUPANCY TOTALS

LIFE SAFETY - OCCUPANCY TABULATION - STAFF SUPPORT & LOCKERS			
OCCUPANCY TYPE	AREA	SQFT PER OCCUPANT	OCCUPANT LOAD
ACCESSORY STORAGE AREAS, MECHANICAL EQUIPMENT ROOM (IBC)	390 SF	300	4
ASSEMBLY UNCONCENTRATED - TABLES/CHAIRS (IBC)	1,584 SF	15	107
BUSINESS AREAS - CONCENTRATED (IBC)	628 SF	50	13
BUSINESS AREAS - GENERAL (IBC)	3,123 SF	150	22
LOCKER ROOMS (IBC)	3,473 SF	50	70
Grand total	9,197 SF		215

LIFE SAFETY - OCCUPANCY TABULATION - SKI SCHOOL AREA			
OCCUPANCY TYPE	AREA	SQFT PER OCCUPANT	OCCUPANT LOAD
ACCESSORY STORAGE AREAS, MECHANICAL EQUIPMENT ROOM (IBC)	751 SF	300	4
BUSINESS AREAS - GENERAL (IBC)	334 SF	150	3
DAYCARE (IBC)	975 SF	35	29
EDUCATIONAL - CLASSROOM (IBC)	6,111 SF	20	307
KITCHENS - COMMERCIAL (IBC)	1,899 SF	200	9
Grand total	9,869 SF		352

TRAVEL DISTANCE

TRAVEL DISTANCE	
TRAVEL PATH	TOTAL DISTANCE
COMMON PATH A	38' - 1' 1/4"
COMMON PATH B	40' - 6' 1/4"
COMMON PATH C	64' - 9' 1/4"
COMMON PATH E	27' - 7"
COMMON PATH F	38' - 4"
EXIT ROUTE A	83' - 8"
EXIT ROUTE B	218' - 8"
EXIT ROUTE C	129' - 2' 1/4"
EXIT ROUTE D	121' - 1' 1/2"
EXIT ROUTE E	108' - 7' 3/4"
EXIT ROUTE F	177' - 7' 1/4"

FIRE RESISTANCE RATINGS

FIRE RATING REQUIREMENTS FOR BUILDING ELEMENTS, TABLE 601

EXISTING BUILDING CONSTRUCTION TYPE: 1B

PRIMARY STRUCTURAL FRAME: 2 HR RATING

BEARING WALLS:

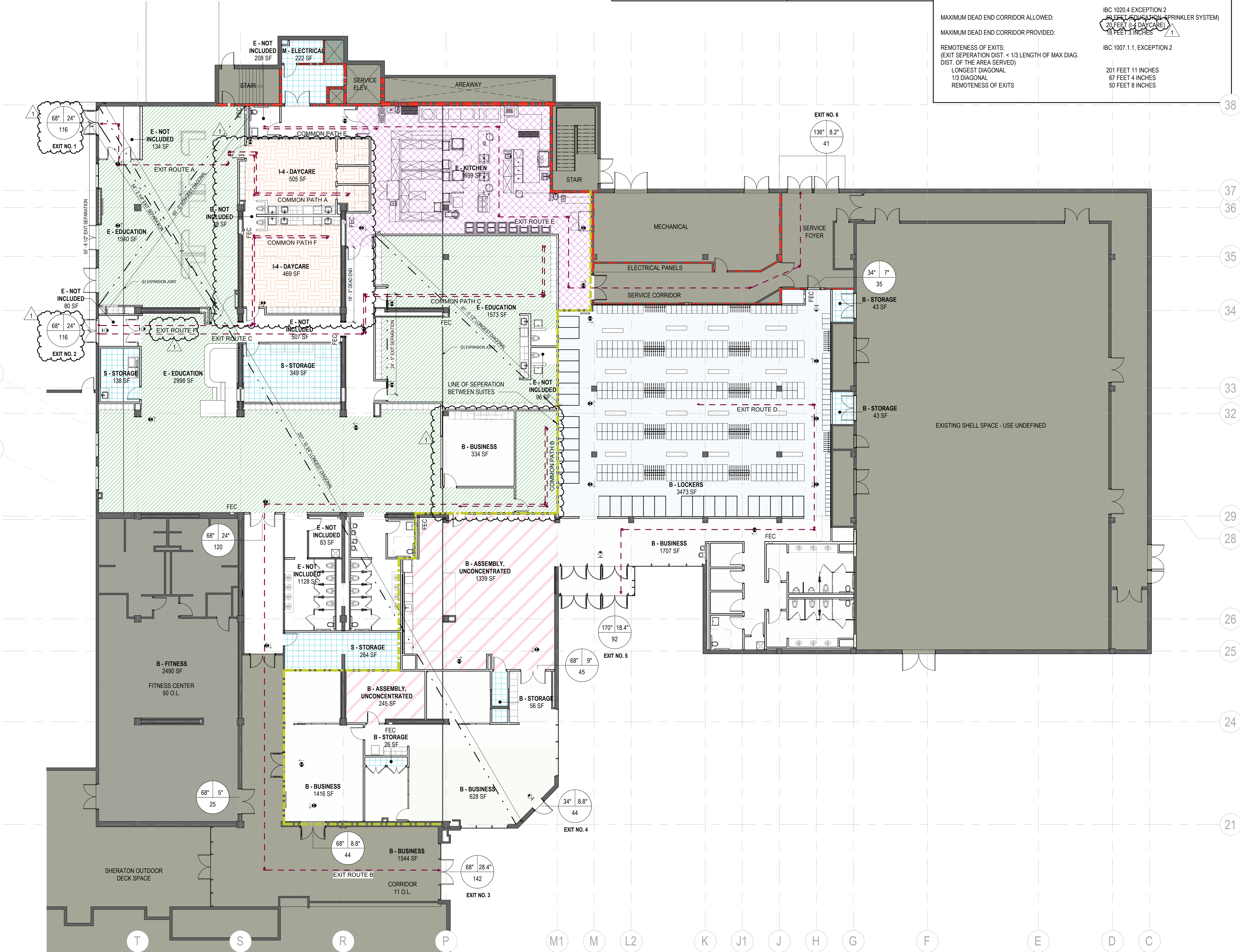
EXTERIOR: 2 HR RATING

INTERIOR: 2 HR RATING

FLOOR CONSTRUCTION AND ASSOCIATED SECONDARY MEMBERS: 2 HR RATING

ROOF CONSTRUCTION AND ASSOCIATED SECONDARY MEMBERS: 2 HR RATING


NOTE: EXISTING CONSTRUCTION, STRUCTURAL SYSTEM COMPLIANCE BASED ON STRUCTURAL SYSTEMS AS SHOWN ON AS BUILT DOCUMENTS AND REVIEW OF EQUIVALENCY RATINGS PER TABLE 721.1 (3)



OCCUPANCY TYPE DESIGNATION LEGEND	GRAPHIC SYMBOLS LEGEND	EGRESS REQUIREMENTS - PLAZA LEVEL (TENANT AREA IN SCOPE ONLY)
(none)	EGRESS ROUTE	TOTAL AREA IN SCOPE: APPROX. 21,793 SF
Assembly without fixed seats - Unconcentrated (tables and chairs)	COMMON PATH OF TRAVEL	TENANT OCCUPANT LOADS: IBC TABLE 1004.1.2
Business areas	LONGEST DIAGONAL	EDUCATION (20 NSF/PERSON): 351 OCCUPANTS
Business areas, concentrated	SECURITY LOCATION	KITCHEN (200 NSF/PERSON): 9 OCCUPANTS
Educational - Classroom area	SECURITY CARD READER	LOCKERS (50 NSF/PERSON): 70 OCCUPANTS
Institutional - Daycare	ROOM OCCUPANT LOAD	ASSEMBLY (15 NSF/PERSON): 107 OCCUPANTS
Kitchens, commercial	1-HR FIRE RATING	STORAGE/MECH (300 NSF/PERSON): 8 OCCUPANTS
Locker rooms	2-HR FIRE RATING	BUSINESS (100 NSF/PERSON): 38 OCCUPANTS
Accessory storage areas, mechanical equipment room	3-HR FIRE RATING	TOTAL: 583 OCCUPANTS
	SUITE DESIGNATION	TENANT EGRESS WIDTH REQUIREMENTS: IBC 1005
	EGRESS EXIT SIGNAGE	OTHER EGRESS COMPONENTS: 117 INCHES
	DOOR EGRESS WIDTH	REQUIRED (0.2 IN/OCCUPANT): 544 INCHES
	WIDTH PROVIDED	PROVIDED AT EXIT DOORS:
	WIDTH REQUIRED	IBC 1005.1 and 1024.2
	OCCUPANTS SERVED	44 INCHES
		MINIMUM WIDTH OF EGRESS CORRIDOR PROVIDED: IBC TABLE 1006.3.1
		MINIMUM NUMBER OF EXITS REQUIRED: 2 EXITS
		NUMBER OF EXITS PROVIDED: 6 EXITS
		MAXIMUM LENGTH OF EGRESS TRAVEL ALLOWED: IBC TABLE 1017.2
		MAXIMUM LENGTH OF EGRESS TRAVEL PROVIDED: 260 FEET (EDUCATION, SPRINKLER SYSTEM)
		MAXIMUM COMMON PATH OF TRAVEL ALLOWED: 20 FEET (I-4 DAYCARE, SPRINKLER SYSTEM)
		MAXIMUM COMMON PATH OF TRAVEL PROVIDED: 218 FEET 8 INCHES
		MAXIMUM DEAD END CORRIDOR ALLOWED: IBC TABLE 1006.2.1
		MAXIMUM DEAD END CORRIDOR PROVIDED: 75 FEET (I-4 DAYCARE, SPRINKLER SYSTEM)
		REMOVEDNESS OF EXITS: 36 FEET 1 INCH
		REMOVEDNESS OF EXITS: IBC 1020.4 EXCEPTION 2
		REMOVEDNESS OF EXITS: 18 FEET 3 INCHES
		REMOVEDNESS OF EXITS: IBC 1007.1.1, EXCEPTION 2
		REMOVEDNESS OF EXITS: 201 FEET 11 INCHES
		REMOVEDNESS OF EXITS: 67 FEET 4 INCHES
		REMOVEDNESS OF EXITS: 50 FEET 8 INCHES



SYMBOL	MANUFACTURER/DESCRIPTION	SYMBOL	MANUFACTURER/DESCRIPTION	SYMBOL	MANUFACTURER/DESCRIPTION	SYMBOL	MANUFACTURER/DESCRIPTION	SYMBOL	MANUFACTURER/DESCRIPTION												
PT07	KVC ENTRY - GREEN ACCENT PAINT	PL10	PLASTIC LAMINATE - PLUM	MT02	DECORATIVE METAL	EX01	EXPOSED CEILING	CL01	GYPSUM BOARD CEILING												
	09 91 23 PAINTING MANUFACTURER: BENJAMIN MOORE PRODUCT NUMBER: HC - 135 COLOR: LAFAYETTE GREEN FINISH: WALLS TO BE EGGSHELL, CEILINGS TO BE FLAT, RESTROOMS TO BE SATIN, RUNNING BASE AND TRIM TO BE SEMI-GLOSS, DOORS AND FRAMES TO BE SEMI-GLOSS, EXPOSED STRUCTURE/SYSTEMS TO BE DRY FALL PAINT LOCATION: REFER TO FINISH PLANS AND ELEVATIONS VENDOR CONTACT: REBECCA COSTAKIS, 303.589.9863		06 40 23 INTERIOR ARCHITECTURAL WOODWORK MANUFACTURER: ABET LAMINATI PRODUCT NUMBER: 836 COLOR: ROSSO PRUGNA FINISH: SEI SIZE: 305 X 130 CM THICKNESS: 0.9 MM LOCATION: REFER TO ELEVATIONS VENDOR CONTACT: MELODIE SMITH, 281-900-2693		05 70 00 DECORATIVE METAL MANUFACTURER: AMERICAN TIN CEILINGS STYLE/SERIES: PATTERN #1 MATERIAL: T1 GRADE TIN-PLATED STEEL COLOR: TO BE PAINTED, COLOR : TBD FINISH: UNFINISHED SIZE: 24" X 24" THICKNESS: 0.010" FLAME RETARDANCY: ASTM 84-038 SUBSTRATE: PLYWOOD LOCATION: REFER TO FINISH PLAN - ELEVATIONS NOTE: NAIL-UP INSTALLATION, PREP UNFINISHED METAL WITH OIL-BASED PRIMER BEFORE APPLYING / SPRAYING CUSTOM COLOR PAINT.		DESCRIPTION: EXPOSED TO STRUCTURE CEILING DESCRIPTION (CONT): W/ DRYFALL PAINT COLOR: PAINT TO MATCH PT01 LOCATION: REFER TO RCP PLANS NOTE: EXPOSED STRUCTURE TO BE CLEARED OF ALL EXISTING & ABANDONED HANGERS, STRAPS, CONDUIT, CABLEING & DEVICES. CLEAN ALL DUST AND DIRT. CLEAN AND PREPARE STRUCTURE AND DUCTWORK, ETC. FOR NEW DRYFALL PAINT		09 29 00 GYPSUM BOARD DESCRIPTION: TYPICAL GYPSUM BOARD CEILING COLOR: PT01, U.N.O. ON REFLECTED CEILING PLAN FINISH: LEVEL '9' FINISH CONSTRUCTION: REFER TO SPECIFICATIONS LOCATION: REFER TO RCP PLANS												
PT08	SUNDANCE MILLWORK ACCENT PAINT	PL11	PLASTIC LAMINATE - ICE BLUE	MT03	DECORATIVE METAL	EX02	EXPOSED CEILING	CL02	ACOUSTICAL PANEL CEILING												
	09 91 23 PAINTING MANUFACTURER: BENJAMIN MOORE PRODUCT NUMBER: 1655 COLOR: BLUE BAY MARINA FINISH: WALLS TO BE EGGSHELL, CEILINGS TO BE FLAT, RESTROOMS TO BE SATIN, RUNNING BASE AND TRIM TO BE SEMI-GLOSS, DOORS AND FRAMES TO BE SEMI-GLOSS, EXPOSED STRUCTURE/SYSTEMS TO BE DRY FALL PAINT LOCATION: REFER TO FINISH PLANS AND ELEVATIONS VENDOR CONTACT: REBECCA COSTAKIS, 303.589.9863		06 40 23 INTERIOR ARCHITECTURAL WOODWORK MANUFACTURER: ABET LAMINATI PRODUCT NUMBER: 854 COLOR: SILVER BLEU FINISH: SEI SIZE: 305 X 130 CM THICKNESS: 0.9 MM LOCATION: REFER TO ELEVATIONS VENDOR CONTACT: MELODIE SMITH, 281-900-2693		05 70 00 DECORATIVE METAL DESCRIPTION: PAINTED METAL MATERIAL: PAINTED METAL FINISH: MATTE BLACK THICKNESS: REFER TO DETAILS LOCATION: STAIR RAILING		NOT USED		NOT USED	09 51 13 ACOUSTICAL PANEL CEILINGS MANUFACTURER: ARMSTRONG WORLD INDUSTRIES INC. PRODUCT NAME: ULTIMA COLOR: WHITE SIZE: 24" X 24" GRID COLOR: WHITE GRID SIZE: SUPAPINE 9/16" GRID STYLE: BEVELED TEGULAR LOCATION: REFER TO RCP PLANS VENDOR CONTACT: XAVIER SOLIS, 717-396-2739											
PT09	KVC - RR ACCENT PAINT	PL12	PLASTIC LAMINATE - MUTED BLUE	PL01	PLASTIC LAMINATE	EX03	EXPOSED CEILING	CL03	HEALTH ZONE CEILING												
	09 91 23 PAINTING MANUFACTURER: BENJAMIN MOORE PRODUCT NUMBER: 2040 - 60 COLOR: ANTIGUAN SKY FINISH: WALLS TO BE EGGSHELL, CEILINGS TO BE FLAT, RESTROOMS TO BE SATIN, RUNNING BASE AND TRIM TO BE SEMI-GLOSS, DOORS AND FRAMES TO BE SEMI-GLOSS, EXPOSED STRUCTURE/SYSTEMS TO BE DRY FALL PAINT LOCATION: REFER TO FINISH PLANS AND ELEVATIONS VENDOR CONTACT: REBECCA COSTAKIS, 303.589.9863		06 40 23 INTERIOR ARCHITECTURAL WOODWORK MANUFACTURER: ABET LAMINATI PRODUCT NUMBER: 1809 COLOR: AZZURRO KOALA FINISH: SEI SIZE: 305 X 130 CM THICKNESS: 0.9 MM LOCATION: REFER TO ELEVATIONS VENDOR CONTACT: MELODIE SMITH, 281-900-2693		06 40 23 INTERIOR ARCHITECTURAL WOODWORK MANUFACTURER: FORMICA PRODUCT NAME: PLANKED - URBAN OAK PRODUCT NUMBER: 9312 - NG FINISH: GRAIN FINISH LOCATION: REFER TO ELEVATIONS VENDOR CONTACT: WENDY LEIGH, 720-626-6353		LOCATION: LOCKER ROOM NOTE: EXISTING EXPOSED TO STRUCTURE CEILINGS - TO REMAIN AS IS. DO NOT PAINT EXPOSED CEILING OR EXPOSED MECHANICAL.		09 51 13 ACOUSTICAL PANEL CEILINGS MANUFACTURER: ARMSTRONG STYLE/SERIES: ULTIMA HEALTH ZONE LAY-IN COLOR: WHITE SIZE: 24"x24" THICKNESS: 3/4" GRID COLOR: WHITE GRID MANUFACTURER: ARMSTRONG GRID SIZE: 15/16" GRID STYLE: PRELUDE NOTE: CLEANABLE												
PT10	KVC - BLUE ACCENT PAINT	PL13	PLASTIC LAMINATE - NAVY BLUE	PL02	PLASTIC LAMINATE	FA01	FABRIC	CP01	CARPET - MODULAR TILE												
	09 91 23 PAINTING MANUFACTURER: PPG PRODUCT NUMBER: PPG - 1163 - 7 COLOR: BLUEBERRY PIE FINISH: WALLS TO BE EGGSHELL, CEILINGS TO BE FLAT, RESTROOMS TO BE SATIN, RUNNING BASE AND TRIM TO BE SEMI-GLOSS, DOORS AND FRAMES TO BE SEMI-GLOSS, EXPOSED STRUCTURE/SYSTEMS TO BE DRY FALL PAINT LOCATION: REFER TO FINISH PLANS AND ELEVATIONS VENDOR CONTACT: DEAN LESCHAK, leschak@ppg.com		06 40 23 INTERIOR ARCHITECTURAL WOODWORK MANUFACTURER: ABET LAMINATI PRODUCT NUMBER: 1804 COLOR: BLU TENEBRE FINISH: SEI SIZE: 305 X 130 CM THICKNESS: 0.9 MM LOCATION: REFER TO ELEVATIONS VENDOR CONTACT: MELODIE SMITH, 281-900-2693		06 40 23 INTERIOR ARCHITECTURAL WOODWORK MANUFACTURER: FORMICA PRODUCT NAME: FENIX PRODUCT NUMBER: J0750 COLOR: VERDE COMODORO FINISH: MATTE LOCATION: REFER TO ELEVATIONS VENDOR CONTACT: WENDY LEIGH, 720-626-6353		MANUFACTURER: KNOLL PRODUCT NAME: BOLLYWOOD PRODUCT NUMBER: Y641153 COLOR: BADAL CLOUD FLAME RETARDANCY: ASTM E 84 UNABDERED, AS SPOCKED CLASS A FS-15 SD-250 FABRIC WIDTH: 54" LOCATION: RECEPTION DESK		09 68 13 TILE CARPETING MANUFACTURER: TARKETT PRODUCT NAME: SUBSTANCE PRODUCT NUMBER: 11449 COLOR: PURE PARCHMENT 76207 SIZE: 18" x 36" BACKING: ETILOS INSTALLATION PATTERN: VERTICAL ASHLAR LOCATION: TYPICAL, U.N.O. VENDOR CONTACT: ANTHIA KAPPOS, 303.579-0345 NOTE: AVAILABLE AS QUICKSHIP PRODUCT												
PT11	KVC - RUST ACCENT PAINT	PT01	TYPICAL PAINT	PL03	PLASTIC LAMINATE	FP01	FIBERGLASS REINFORCED PANEL	CP02	CARPET - WALK-OFF												
	09 91 23 PAINTING MANUFACTURER: BENJAMIN MOORE PRODUCT NUMBER: HC - 50 COLOR: GEORGIAN BRICK FINISH: WALLS TO BE EGGSHELL, CEILINGS TO BE FLAT, RESTROOMS TO BE SATIN, RUNNING BASE AND TRIM TO BE SEMI-GLOSS, DOORS AND FRAMES TO BE SEMI-GLOSS, EXPOSED STRUCTURE/SYSTEMS TO BE DRY FALL PAINT LOCATION: REFER TO FINISH PLANS AND ELEVATIONS VENDOR CONTACT: REBECCA COSTAKIS, 303.589.9863		09 91 23 PAINTING MANUFACTURER: BENJAMIN MOORE STYLE/SERIES: ULTRA SPEC 500 PRODUCT NUMBER: 2121-70 COLOR: CHANTILLY LACE FINISH: WALLS TO BE EGGSHELL, CEILINGS TO BE FLAT, RESTROOMS TO BE SATIN, RUNNING BASE AND TRIM TO BE SEMI-GLOSS, DOORS AND FRAMES TO BE SEMI-GLOSS, EXPOSED STRUCTURE/SYSTEMS TO BE DRY FALL PAINT LOCATION: TYPICAL, U.N.O. VENDOR CONTACT: ALLISON BERRY, 817-776-3247		06 40 23 INTERIOR ARCHITECTURAL WOODWORK MANUFACTURER: NEVAMAR PRODUCT NUMBER: S7032T COLOR: BONE WHITE FINISH: MATTE LOCATION: REFER TO ELEVATIONS VENDOR CONTACT: TIFFANY TURNER, 303-704-3666		10 26 00 WALL AND DOOR PROTECTION MANUFACTURER: PANOLAM SURFACE SYSTEMS PRODUCT NAME: FRP COLOR: WHITE FINISH: SMOOTH LOCATION: REFER TO FINISH PLANS VENDOR CONTACT: TIFFANY TURNER, 303-704-3666 NOTE: TO EXTEND TO FULL HEIGHT ON WALLS. PROVIDE WHITE PVC EDGE TRIM AT ALL EXPOSED EDGES / SEAMS AS NEEDED.		09 68 13 TILE CARPETING MANUFACTURER: BENTLEY PRODUCT NAME: ROUGH IDEA SHEAR PRODUCT NUMBER: 69R024 COLOR: DESIGN 00116 SIZE: 24" X 24" INSTALLATION PATTERN: ASHLAR LOCATION: VESTIBULE VENDOR CONTACT: LAURA POWERS, 720.990.0782												
PT12	PALS/MAVS - RED ACCENT PAINT	PT02	OFFICE ACCENT PAINT	PL04	PLASTIC LAMINATE	GF01	DECORATIVE WINDOW FILM	CP03	CARPET TILE												
	09 91 23 PAINTING MANUFACTURER: SHERWIN WILLIAMS PRODUCT NUMBER: SW 6615 COLOR: PEPPERY FINISH: WALLS TO BE EGGSHELL, CEILINGS TO BE FLAT, RESTROOMS TO BE SATIN, RUNNING BASE AND TRIM TO BE SEMI-GLOSS, DOORS AND FRAMES TO BE SEMI-GLOSS, EXPOSED STRUCTURE/SYSTEMS TO BE DRY FALL PAINT LOCATION: REFER TO FINISH PLANS AND ELEVATIONS VENDOR CONTACT: PETER KREMM, 303-902-7239		09 91 23 PAINTING MANUFACTURER: SHERWIN WILLIAMS PRODUCT NUMBER: SW 7669 COLOR: SUMMIT GRAY FINISH: WALLS TO BE EGGSHELL, CEILINGS TO BE FLAT, RESTROOMS TO BE SATIN, RUNNING BASE AND TRIM TO BE SEMI-GLOSS, DOORS AND FRAMES TO BE SEMI-GLOSS, EXPOSED STRUCTURE/SYSTEMS TO BE DRY FALL PAINT LOCATION: REFER TO FINISH PLAN + ELEVATIONS VENDOR CONTACT: PETER KREMM, 303-902-7239		06 40 23 INTERIOR ARCHITECTURAL WOODWORK MANUFACTURER: FORMICA PRODUCT NAME: FENIX PRODUCT NUMBER: 0752 COLOR: GRIGIO ANTRIM FINISH: FENIX MATTE LOCATION: REFER TO ELEVATIONS VENDOR CONTACT: WENDY LEIGH, 720-626-6353		08 80 00 DECORATIVE WINDOW FILM DESCRIPTION: PVC-FREE POLYESTER FILM MANUFACTURER: SKYLINE DESIGN PRODUCT NAME: PERSPECTIVE BY SUZANNE TICK COLOR: WHITE SIZE: 36" CONTINUOUS ROLL LOCATION: MEETING ROOM GLASS VENDOR CONTACT: LAURA KOWER, 773-969-5874 NOTE: REFER TO ELEVATION		09 68 13 TILE CARPETING MANUFACTURER: PATCRAFT STYLE/SERIES: CRAFTED SURFACE COLLECTION TYPE: ECOWORK TILE PRODUCT NAME: OVERLAYER PRODUCT NUMBER: 10550 COLOR: ARTISAN EMERALD 00350 SIZE: 18" X 36" INSTALLATION PATTERN: TBD LOCATION: REFER TO FINISH PLAN VENDOR CONTACT: JAMIE WENGER, 303-513-6351												
PT13	PALS/MAVS - ACCENT PAINT TBD	PT03	STAIR ACCENT PAINT	PL05	PLASTIC LAMINATE	GF02	DECORATIVE WINDOW FILM	CP04	CARPET TILE												
	09 91 23 PAINTING MANUFACTURER: TBD PRODUCT NUMBER: TBD COLOR: TBD FINISH: WALLS TO BE EGGSHELL, CEILINGS TO BE FLAT, RESTROOMS TO BE SATIN, RUNNING BASE AND TRIM TO BE SEMI-GLOSS, DOORS AND FRAMES TO BE SEMI-GLOSS, EXPOSED STRUCTURE/SYSTEMS TO BE DRY FALL PAINT LOCATION: REFER TO FINISH PLANS AND ELEVATIONS		09 91 23 PAINTING DESCRIPTION: BLUE-LOGO COLOR MANUFACTURER: BENJAMIN MOORE STYLE/SERIES: ULTRA SPEC 500 COLOR: TBD FINISH: WALLS TO BE EGGSHELL, CEILINGS TO BE FLAT, RESTROOMS TO BE SATIN, RUNNING BASE AND TRIM TO BE SEMI-GLOSS, DOORS AND FRAMES TO BE SEMI-GLOSS, EXPOSED STRUCTURE/SYSTEMS TO BE DRY FALL PAINT LOCATION: - VENDOR CONTACT: ALLISON BERRY, 817-776-3247		06 40 23 INTERIOR ARCHITECTURAL WOODWORK MANUFACTURER: FORMICA PRODUCT NAME: SKYLINECORE2 PRODUCT NUMBER: 909C-58 COLOR: BLACK FINISH: MATTE LOCATION: REFER TO ELEVATIONS VENDOR CONTACT: WENDY LEIGH, 720-626-6353		08 80 00 DECORATIVE WINDOW FILM DESCRIPTION: PVC-FREE POLYESTER FILM MANUFACTURER: SKYLINE DESIGN PRODUCT NAME: PERSPECTIVE BY SUZANNE TICK COLOR: WHITE SIZE: 18" CONTINUOUS ROLL LOCATION: OFFICE GLASS FRONTS VENDOR CONTACT: LAURA KOWER, 773-969-5874 NOTE: REFER TO ELEVATION		09 68 13 TILE CARPETING MANUFACTURER: PATCRAFT STYLE/SERIES: CRAFTED SURFACE COLLECTION TYPE: ECOWORK TILE PRODUCT NAME: TAPIS PRODUCT NUMBER: 16551 COLOR: SHADOW LOOP 00530 SIZE: 18" X 36" INSTALLATION PATTERN: TBD LOCATION: REFER TO FINISH PLAN VENDOR CONTACT: JAMIE WENGER, 303-513-6351												
		PT04	STAIR ACCENT PAINT	PL07	PLASTIC LAMINATE - PLANKED WOOD	GL01	GLAZING	CP05	CARPET TILE												
			09 91 23 PAINTING DESCRIPTION: RED-LOGO COLOR MANUFACTURER: BENJAMIN MOORE STYLE/SERIES: ULTRA SPEC 500 COLOR: TBD FINISH: WALLS TO BE EGGSHELL, CEILINGS TO BE FLAT, RESTROOMS TO BE SATIN, RUNNING BASE AND TRIM TO BE SEMI-GLOSS, DOORS AND FRAMES TO BE SEMI-GLOSS, EXPOSED STRUCTURE/SYSTEMS TO BE DRY FALL PAINT LOCATION: - VENDOR CONTACT: ALLISON BERRY, 817-776-3247		06 40 23 INTERIOR ARCHITECTURAL WOODWORK MANUFACTURER: FORMICA PRODUCT NAME: PLANKED - URBAN OAK PRODUCT NUMBER: 9312 - NG FINISH: NATURAL GRAIN FINISH LOCATION: REFER TO ELEVATIONS VENDOR CONTACT: WENDY LEIGH, 720-626-6353		08 80 00 GLAZING DESCRIPTION: CLEAR TEMPERED GLASS 1/2" DESCRIPTION (CONT): REFER TO ELEVATIONS AND DETAILS FOR LOCATIONS MANUFACTURER: GENERAL CONTRACTOR NOTE: POLISHED EDGES		09 68 13 TILE CARPETING MANUFACTURER: INTERFACE PRODUCT NAME: MONOCHROME PRODUCT NUMBER: 2026-053-000 COLOR: OCEAN SIZE: 80CM X 50CM FLAME RETARDANCY: ASTM E648 CLASS 1, ASTM E648 CLASS 2, ISO 9239-1 B1, ISO 9239-1 B2 INSTALLATION PATTERN: TBD LOCATION: REFER TO FINISH PLAN VENDOR CONTACT: AMY SPRULES, 470-583-6893 NOTE: TO PROVIDE STAIR NOSING AT PLATFORM EDGES. TARKETT, PROFILE : TBD, COLOR : HUNTER GREEN 86												
		PT05	BREAK - GREEN ACCENT PAINT	PL08	PLASTIC LAMINATE - BLUSH	GL02	EXTERIOR GLAZING	EP01	EPOXY FLOOR PAINT												
			09 91 23 PAINTING MANUFACTURER: SHERWIN WILLIAMS PRODUCT NUMBER: SW 6215 COLOR: ROCKY RIVER FINISH: WALLS TO BE EGGSHELL, CEILINGS TO BE FLAT, RESTROOMS TO BE SATIN, RUNNING BASE AND TRIM TO BE SEMI-GLOSS, DOORS AND FRAMES TO BE SEMI-GLOSS, EXPOSED STRUCTURE/SYSTEMS TO BE DRY FALL PAINT LOCATION: REFER TO FINISH PLAN + ELEVATIONS VENDOR CONTACT: PETER KREMM, 303-902-7239		06 40 23 INTERIOR ARCHITECTURAL WOODWORK MANUFACTURER: ABET LAMINATI PRODUCT NUMBER: 828 COLOR: ROSA BABY FINISH: SEI SIZE: 305 X 130 CM THICKNESS: 0.9 MM LOCATION: REFER TO ELEVATIONS VENDOR CONTACT: MELODIE SMITH, 281-900-2693		08 80 00 GLAZING DESCRIPTION: INSULATED GLASS MANUFACTURER: VITRO OR EQUAL PRODUCT NAME: SOLARBAN 70 (CLEAR / CLEAR) THICKNESS: 1"		09 68 16 EPOXY FLOOR PAINT MANUFACTURER: REG PRODUCT NAME: PPG GENERAL PURPOSE FLOORING SYSTEM MATERIAL: EPOXY FLOOR PAINT COLOR: LIGHT GREY LOCATION: LAUNDRY NOTE: WITH 6" HIGH INTEGRAL COVE BASE CONCRETE EPOXY PRIMER 3-8 MILS DFT, CRACK FILLER, SELF-LEVELING EPOXY + 30 MILLS DFT, TINT-PACK. USE MOISTURE MITIGATING PRIMER AS REQ'D. MOISTURE VAPOR TRANSMISSION SHOULD BE LESS THAN 20 LBS OVERALL 1000 SF AREA DURING A 24 HOUR PERIOD, MEASURED AND CONFIRMED THROUGH A CALCIUM CHLORIDE TEST PER ASTM 1869 OR LESS THAN 95% PER ASTM F 2170												
NOTE : ALL APPLICABLE SPECIFIED FINISHES SHALL MEET THE MINIMUM FIRE CLASS RATINGS AS STATED IN IBC CHAPTER 8 AND TABLE 803.13 FOR INTERIOR WALL AND CEILING FINISHES FOR USE GROUP AND THEIR ASSOCIATED LOCATIONS. TABLE 803.13 - MINIMUM FIRE CLASS REQUIREMENTS FOR INTERIOR WALL AND CEILING FINISHES		PT06	BLUE ACCENT PAINT	PL09	PLASTIC LAMINATE - RUST	MT01	DECORATIVE METAL	EP02	POURED QUARTZ + EPOXY FLOORING												
			09 91 23 PAINTING MANUFACTURER: SHERWIN WILLIAMS PRODUCT NUMBER: SW 0031 COLOR: DUTCH TILE BLUE FINISH: WALLS TO BE EGGSHELL, CEILINGS TO BE FLAT, RESTROOMS TO BE SATIN, RUNNING BASE AND TRIM TO BE SEMI-GLOSS, DOORS AND FRAMES TO BE SEMI-GLOSS, EXPOSED STRUCTURE/SYSTEMS TO BE DRY FALL PAINT LOCATION: MOTHERS ROOM VENDOR CONTACT: PETER KREMM, 303-902-7239		06 40 23 INTERIOR ARCHITECTURAL WOODWORK MANUFACTURER: ABET LAMINATI PRODUCT NUMBER: 432 COLOR: TERRA OCRA FINISH: SEI SIZE: 305 X 130 CM THICKNESS: 0.9 MM LOCATION: REFER TO ELEVATIONS VENDOR CONTACT: MELODIE SMITH, 281-900-2693		05 70 00 DECORATIVE METAL DESCRIPTION: BLACKENED STEEL CLADDING MATERIAL: 1018 STEEL COLD ROLLED FLAT FINISH: CLEAR MATTE SEALER THICKNESS: REFER TO DETAILS LOCATION: REFER TO FINISH PLAN NOTE: TO MATCH ARCHITECTS SAMPLES FOR APPROVAL		09 68 16 EPOXY FLOOR DESCRIPTION: POURED EPOXY RESIN + QUARTZ CHIP BLEND FLOORING MANUFACTURER: JETROCK PRODUCT NAME: JETROCK COMMERCIAL FLOOR REPLACEMENT MATERIAL: EPOXY RESIN AND QUARTZ CHIP BLEND LOCATION: MOUNTAIN SLATE THICKNESS: 3/16" LAYER OVER EXISTING FLOORING LOCATION: REFER TO FINISH PLAN VENDOR CONTACT: 410-676-2672 NOTE: WITH 6" HIGH INTEGRAL COVE BASE DETAIL, PROVIDE SCHLUTER STRIP SS TRANSITION BETWEEN JETROCK AND ADJACENT FLOORING. REFER TO DETAIL 8/C-15.300												
	<table><tr><th>GROUP</th><th colspan="3">SPRINKLERED</th></tr><tr><td></td><td>INTERIOR EXIT STAIRWAYS AND RAMPS AND EXIT PASSAGEWAYS</td><td>CORRIDORS AND ENCLOSURE FOR EXIT ACCESS STAIRWAYS AND RAMPS</td><td>ROOMS AND ENCLOSED SPACES</td></tr><tr><td>B - BUSINESS E - EDUCATION</td><td>B</td><td>C</td><td>C</td></tr><tr><td>S - STORAGE</td><td>C</td><td>C</td><td>C</td></tr></table>		GROUP		SPRINKLERED					INTERIOR EXIT STAIRWAYS AND RAMPS AND EXIT PASSAGEWAYS	CORRIDORS AND ENCLOSURE FOR EXIT ACCESS STAIRWAYS AND RAMPS	ROOMS AND ENCLOSED SPACES	B - BUSINESS E - EDUCATION	B	C	C	S - STORAGE	C	C	C	
GROUP	SPRINKLERED																				
	INTERIOR EXIT STAIRWAYS AND RAMPS AND EXIT PASSAGEWAYS	CORRIDORS AND ENCLOSURE FOR EXIT ACCESS STAIRWAYS AND RAMPS	ROOMS AND ENCLOSED SPACES																		
B - BUSINESS E - EDUCATION	B	C	C																		
S - STORAGE	C	C	C																		




ALTRERRA east west partners  
MOUNTAIN COMPANY

2305 Mt. Werner Circle  
Steamboat Springs, CO 80487


# Gensler

1225 17th Street  
Suite 150  
Denver, CO 80202  
United States

Tel 303.595.8586  
Fax 303.825.6823



14143 Denver West Pkwy  
Suite 300  
Golden, CO  
United States  
Tel 303.421.6655



12499 West Colfax Ave.  
Lakewood, CO 80215  
United States  
Tel 303.431.6100

Date

Description

2021.06.04

BP4C - KVC INTERIORS - ISSUE FOR PERMIT AND CONSTRUCTION


2021.07.30

BP4C - KVC INTERIORS - BULLETIN 01

Reviewed for Code Compliance

09/02/2021

Seal / Signature



MANUF : J. Cameron  
08.06.2021

Project Name

Steamboat Base Village Redevelopment

Project Number

003.7835.000

Description

FINISH MATERIALS SCHEDULE

Scale


12" = 1'-0"

# G0.500

© 2021 Gensler



SYMBOL	MANUFACTURER/DESCRIPTION	SYMBOL	MANUFACTURER/DESCRIPTION	SYMBOL	MANUFACTURER/DESCRIPTION	SYMBOL	MANUFACTURER/DESCRIPTION	SYMBOL	MANUFACTURER/DESCRIPTION																										
WD01	WOOD MILLWORK 06 40 23 INTERIOR ARCHITECTURAL WOODWORK DESCRIPTION: RECLAIMED WOOD PANELING MANUFACTURER: TERRAMAI STYLE/SERIES: MISSION OAK RED SOLID SHIPLAP 2.0 - MOONSCAPE LIGHT COLOR: MOONSCAPE LIGHT SIZE: WIDTH: 3" ; LENGTH: 12'-84" (RANDOM) THICKNESS: 1/2" DIRECTION: REFER TO ELEVATIONS FLAME RETARDANCY: CLASS A FLAME RETARDANT LOCATION: REFER TO FINISH PLANS + ELEVATIONS VENDOR CONTACT: TASHAWNA NASH 206.450.6712	TL11	KVC KIDS RR - HEX FLOOR TILE 09 30 00 TILING MANUFACTURER: DESIGN DIRECT SOURCE STYLE/SERIES: UNGLAZED PORCELAIN PRODUCT NAME: COPPER STATE COLOR: EVERGREEN FINISH: MATTE SIZE: 4" HEX THICKNESS: 5/16" GROUT: COLOR TBD LOCATION: REFER TO FINISH PLAN + ELEVATIONS VENDOR CONTACT: SUZANNE SANNING, 303-388-2044	TL01	TILE FLOOR 09 30 00 TILING MANUFACTURER: CERAMIC TECHNICS LTD PRODUCT NAME: PAVIMENTI OAK WOOD COLOR: PECAN FINISH: MATTE SIZE: 9" X 36" RECTIFIED GROUT: COLOR TBD JOINT WIDTH: 1/8" - CONFIRM MANUFACTURER'S RECOMMENDATION LOCATION: REFER TO FINISH PLANS + ELEVATIONS VENDOR CONTACT: BOB WILLEY, 303-807-2809	RT02	RESILIENT FLOOR TILE 09 65 19 RESILIENT STAIR FLOORING MANUFACTURER: NORA BY INTERFACE STYLE/SERIES: HAMMERED TEXTURE PRODUCT NAME: NORAMENT SATURA TILE COLOR: 5116 ARCTURUS SIZE: 39.53" x 39.53" THICKNESS: 3.5 MM LOCATION: STAIRWELLS	RB01	RUBBER WALL BASE 09 65 13 RESILIENT BASE AND ACCESSORIES MANUFACTURER: TARKETT / JOHNSONITE COLOR: 08 ICICLE SIZE: 4" HIGH LOCATION: TYPICAL U.N.O. VENDOR CONTACT: ANTHIA KAPPOS, 303 579-0345 NOTE: STRAIGHT AT CARPET, COVED AT RESILIENT FLOORING																										
	NOT USED		NOT USED		NOT USED		NOT USED																												
WD02	WOOD MILLWORK 06 40 23 INTERIOR ARCHITECTURAL WOODWORK DESCRIPTION: TAMBOUR WOOD DESCRIPTION (CONT): FLEXIBLE WOOD PANELS MANUFACTURER: SURFACING SOLUTION PRODUCT NAME: PROFILE - 693 PRODUCT NUMBER: SKU - 693 - SWO SPECIES: WHITE OAK SIZE: 3/4" HIGH, SLAT WIDTH: 1.5" DIRECTION: REFER TO ELEVATIONS FLAME RETARDANCY: CLASS A RATED MATTE VARNISH LOCATION: REFER TO FINISH PLANS + ELEVATIONS VENDOR CONTACT: JERAMEY FISTORVICH 1.800.964.6727 jeramey@surfacingolution.com NOTE: GC TO ADD PROTECTIVE MATTE SEALANT	TL12	KVC KIDS RIBBED WALL TILE 09 30 00 TILING MANUFACTURER: CONCEPT SURFACES STYLE/SERIES: OCEAN TIDE PRODUCT NAME: ZZ COLOR: BLUSH FINISH: TEXTURED SIZE: 12" X 36" THICKNESS: 7/16" GROUT: COLOR TBD LOCATION: REFER TO FINISH PLAN + ELEVATIONS VENDOR CONTACT: MARIA KEBSCHULL, 303-591-2208	TL02	WALL TILE 09 30 00 TILING MANUFACTURER: CROSSVILLE PRODUCT NAME: ALASKA COLOR: ICE FINISH: UNPOLISHED SIZE: 12" X 24" THICKNESS: 10.5 MM GROUT: COLOR TBD JOINT WIDTH: 1/8" - CONFIRM MANUFACTURER'S RECOMMENDATION INSTALLATION PATTERN: STACKED VERTICALLY LOCATION: REFER TO ELEVATIONS VENDOR CONTACT: ALYSA JOHNSON, 714-399-5577 NOTE: PROVIDE BRIGHT WHITE VERTICAL JOLLY SCHLUTER STRIP AT OUTER CORNERS WHERE TILE TRANSITIONS TO PAINT	RT03	STATIC CONTROL RESILIENT FLOORING 09 65 36 STATIC CONTROL RESILIENT FLOORING MANUFACTURER: ARMSTRONG / TARKETT PRODUCT NAME: IQ GRANIT SD PRODUCT NUMBER: 314007005 COLOR: GRANT SIDEWALK 0726 SIZE: 24" X 24" THICKNESS: 2 MM INSTALLATION PATTERN: MONOLITHIC LOCATION: REFER TO FINISH PLANS VENDOR CONTACT: KRISTIN KNIGHT, 720-749-0222	RB02	RUBBER WALL BASE 09 65 13 RESILIENT BASE AND ACCESSORIES MANUFACTURER: TARKETT / JOHNSONITE PRODUCT NAME: MONUMENT MILLWORK BASE PRODUCT NUMBER: MW-08-S4 COLOR: 08 ICICLE SIZE: 4" HIGH LOCATION: TO BE USED AT TL01, U.N.O. VENDOR CONTACT: ANTHIA KAPPOS, 303 579-0345																										
	NOT USED		NOT USED		NOT USED		NOT USED																												
UP01	UPHOLSTERY - MILLWORK 06 40 23 INTERIOR ARCHITECTURAL WOODWORK - UPHOLSTERY MANUFACTURER: CTL LEATHER STYLE/SERIES: PRESTIGE PRODUCT NAME: LODGE COLOR: CORNFLOWER FLAME RETARDANCY: BFD IX-1; CAL CLASS 1 LOCATION: RECEPTION DESK VENDOR CONTACT: 416.449.4770 NOTE: REFER TO RECEPTION DESK ELEVATIONS + DETAILS	TL13	KVC KIDS RIBBED WALL TILE 09 30 00 TILING MANUFACTURER: CONCEPT SURFACES STYLE/SERIES: OCEAN TIDE PRODUCT NAME: ZZ COLOR: DENIM FINISH: TEXTURED SIZE: 12" X 36" THICKNESS: 7/16" GROUT: COLOR TBD LOCATION: REFER TO FINISH PLAN + ELEVATIONS VENDOR CONTACT: MARIA KEBSCHULL, 303-591-2208	TL03	TILE BACKSPLASH 09 30 00 TILING PRODUCT NAME: FRAMMENTI BIANCO MACRO PRODUCT NUMBER: FR10MA SIZE: 8" x 8" THICKNESS: 8.5 mm GROUT: COLOR TBD JOINT WIDTH: 1/8" - CONFIRM MANUFACTURER'S RECOMMENDATION LOCATION: REFER TO ELEVATIONS VENDOR CONTACT: MEGAN RICE, 303.722.1333	RT04 ALT	RUBBER FLOOR TILE - LOCKERS 09 65 36 RESILIENT FLOORING MANUFACTURER: TARKETT PRODUCT NAME: REPLAY MULTI-FUNCTIONAL AND SPORTS RUBBER TILE COLOR: SOLID NIGHT BLACK SIZE: 24" X 24" THICKNESS: 0.375" INSTALLATION PATTERN: TBD LOCATION: REFER TO FINISH PLANS VENDOR CONTACT: ANTHIA KAPPOS, 303 579-0345	RB03	RUBBER WALL BASE - GREY 09 65 13 RESILIENT BASE AND ACCESSORIES MANUFACTURER: TARKETT / JOHNSONITE PRODUCT NAME: MONUMENT MILLWORK BASE PRODUCT NUMBER: MW-XX-S4 COLOR: T02 SHARK FIN CG SIZE: 4" HIGH LOCATION: TO BE USED AT COATS/STAIRS VENDOR CONTACT: ANTHIA KAPPOS, 303 579-0345																										
	NOT USED		NOT USED		NOT USED		NOT USED																												
WC01	WALLCOVERING - ACOUSTIC 09 72 00 WALL COVERINGS MANUFACTURER: DESIGNTEX PRODUCT NAME: WANNABE PRODUCT NUMBER: 6646 COLOR: TBD WIDTH: 63" DIRECTION: REFER TO ELEVATION FLAME RETARDANCY: ASTM E 84 ADHERED CLASS A LOCATION: REFER TO FINISH PLANS + ELEVATIONS VENDOR CONTACT: NINA ENTINE, 800-221-1540 NOTE: STRAIGHT HANG, RANDOM MATCH	TL14	KVC KIDS RR - HEX FLOOR TILE 09 30 00 TILING MANUFACTURER: DESIGN DIRECT SOURCE STYLE/SERIES: UNGLAZED PORCELAIN PRODUCT NAME: COPPER STATE COLOR: DUSTY PINK FINISH: MATTE SIZE: 4" HEX THICKNESS: 5/16" GROUT: COLOR TBD LOCATION: REFER TO FINISH PLAN + ELEVATIONS VENDOR CONTACT: SUZANNE SANNING, 303-388-2044	TL04	TILE BACKSPLASH 09 30 00 TILING PRODUCT NAME: LUCE DI CERAMICA COLOR: TEAL FINISH: MATTE SIZE: 7/8" x 7/8" THICKNESS: 5/16" GROUT: COLOR TBD JOINT WIDTH: 1/8" - CONFIRM MANUFACTURER'S RECOMMENDATION LOCATION: REFER TO ELEVATIONS VENDOR CONTACT: PHILLIP CHUMLEY, 903-452-0004	RT05	RESILIENT FLOOR TILE 09 65 19 RESILIENT FLOORING MANUFACTURER: NORA BY INTERFACE STYLE/SERIES: ROUND PRODUCT NAME: NORAMENT ROUND TILE 926 COLOR: 2079 CAPE ANN SIZE: 39.53" x 39.53" THICKNESS: 3.5 MM LOCATION: KIDS RESTROOMS (NEAR SUNDANCE ROOM) VENDOR CONTACT: DEBORAH SOPINSKY DEBORAH.SPOINSKY@NORA.COM NOTE: PROVIDE COLD WELD AT SEAMS	RB04	RUBBER WALL BASE - GREEN 09 65 13 RESILIENT BASE AND ACCESSORIES MANUFACTURER: TARKETT / JOHNSONITE PRODUCT NAME: MONUMENT MILLWORK BASE PRODUCT NUMBER: MW-73-S4 COLOR: T3 PALM LEAF SIZE: 4" HIGH LOCATION: TO BE USED AT BREAK AREAS ACCENT PAINT : PT05 VENDOR CONTACT: ANTHIA KAPPOS, 303 579-0345																										
	NOT USED		NOT USED		NOT USED		NOT USED																												
WC02	WALLCOVERING 09 72 00 WALL COVERINGS MANUFACTURER: KNOLL TYPE: TYPE II PRODUCT NAME: CASCADE PRODUCT NUMBER: WC244/4 COLOR: POOL WIDTH: 52" FLAME RETARDANCY: ASTM E 84 ADHERED CLASS A LOCATION: REFER TO FINISH PLANS + ELEVATIONS VENDOR CONTACT: VERONICA LITTLETON, 720-900-9197 NOTE: MATCH, STRAIGHT HANG	TL15	KVC KIDS RR - HEX FLOOR TILE 09 30 00 TILING MANUFACTURER: DESIGN DIRECT SOURCE STYLE/SERIES: UNGLAZED PORCELAIN PRODUCT NAME: COPPER STATE COLOR: STEEL BLUE FINISH: MATTE SIZE: 4" HEX THICKNESS: 5/16" GROUT: COLOR TBD LOCATION: REFER TO FINISH PLAN + ELEVATIONS VENDOR CONTACT: SUZANNE SANNING, 303-388-2044	TL05	TILE BACKSPLASH 09 30 00 TILING PRODUCT NAME: ON + OFF - MIX BLUE COLOR: BLUE FINISH: GLOSSY / MATTE MIX SIZE: 5" X 5" THICKNESS: 1/4" GROUT: COLOR TBD JOINT WIDTH: 1/8" - CONFIRM MANUFACTURER'S RECOMMENDATION LOCATION: REFER TO ELEVATIONS VENDOR CONTACT: MARIA KEBSCHULL, 303-591-2208	RT06	RESILIENT FLOOR TILE 09 65 19 RESILIENT FLOORING MANUFACTURER: NORA BY INTERFACE STYLE/SERIES: GRANO PRODUCT NAME: NORAMENT GRANO COLOR: 5332 GERANIUM SIZE: 39.53" x 39.53" THICKNESS: 3.5 MM LOCATION: TODDLER/TWOS VENDOR CONTACT: DEBORAH SOPINSKY DEBORAH.SPOINSKY@NORA.COM NOTE: PROVIDE COLD WELD AT SEAMS	RB05	RUBBER WALL BASE - CABERNET 09 65 13 RESILIENT BASE AND ACCESSORIES MANUFACTURER: TARKETT / JOHNSONITE PRODUCT NAME: RUBBER BASE COLOR: 15 CABERNET SIZE: 4" HIGH LOCATION: TO BE USED AT PT11 VENDOR CONTACT: ANTHIA KAPPOS, 303 579-0345 NOTE: STRAIGHT AT CARPET, COVED AT RESILIENT FLOORING																										
	NOT USED		NOT USED		NOT USED		NOT USED																												
WC03	WALLCOVERING 09 72 00 WALL COVERINGS MANUFACTURER: ASTEK STYLE/SERIES: PLAIDS COLLECTION TYPE: TYPE II PRODUCT NAME: EDINBURG PRODUCT NUMBER: SKU AD389-1 COLOR: RUSTIC WIDTH: 40.4" FLAME RETARDANCY: CLASS A LOCATION: REFER TO FINISH PLANS + ELEVATIONS VENDOR CONTACT: JEFF DEY, 720-900-9197	TL16	KVC KIDS RR - HEX FLOOR TILE 09 30 00 TILING MANUFACTURER: DESIGN DIRECT SOURCE STYLE/SERIES: UNGLAZED PORCELAIN PRODUCT NAME: COPPER STATE COLOR: STEEL BLUE FINISH: MATTE SIZE: 4" HEX THICKNESS: 5/16" GROUT: COLOR TBD LOCATION: REFER TO FINISH PLAN + ELEVATIONS VENDOR CONTACT: SUZANNE SANNING, 303-388-2044	TL06	TILE BASE 09 30 00 TILING MANUFACTURER: CROSSVILLE PRODUCT NAME: ALASKA COLOR: ARCTIC FINISH: UNPOLISHED SIZE: 6" X 12" COVE BASE JOINT WIDTH: 1/8" - CONFIRM MANUFACTURER'S RECOMMENDATION LOCATION: PROVIDE AT ALL RESTROOM WALLS EXCEPT FOR WALLS WITH TL05 WALL TILE. REFER TO FINISH PLANS VENDOR CONTACT: ALYSA JOHNSON, 714-399-5577 NOTE: PROVIDE BRIGHT WHITE JOLLY SCHLUTER STRIP ALONG TOP EDGE AT PAINTED WALLS	RT07	RESILIENT FLOOR TILE 09 65 19 RESILIENT FLOORING MANUFACTURER: NORA BY INTERFACE STYLE/SERIES: GRANO PRODUCT NAME: NORAMENT GRANO COLOR: 5319 SPIKEVARD SIZE: 39.53" x 39.53" THICKNESS: 3.5 MM LOCATION: PALS/MAVS VENDOR CONTACT: DEBORAH SOPINSKY DEBORAH.SPOINSKY@NORA.COM NOTE: PROVIDE COLD WELD AT SEAMS	RB06	RUBBER WALL BASE - NAVY BLUE 09 65 13 RESILIENT BASE AND ACCESSORIES MANUFACTURER: TARKETT / JOHNSONITE PRODUCT NAME: RUBBER BASE COLOR: 18 NAVY BLUE SIZE: 4" HIGH LOCATION: TO BE USED AT PT13 VENDOR CONTACT: ANTHIA KAPPOS, 303 579-0345 NOTE: STRAIGHT AT CARPET, COVED AT RESILIENT FLOORING																										
	NOT USED		NOT USED		NOT USED		NOT USED																												
WC04	CUSTOM MURAL / WALLCOVERING 09 72 00 WALL COVERINGS DESCRIPTION: DW12 SMOOTH WVC DESCRIPTION (CONT): CUSTOM SMOOTH TYPE II VINYL WALLCOVERING MANUFACTURER: DESIGNTEX MATERIAL: 100% PVC FACE, POLYESTER NON-WOVEN BACKING WIDTH: 54" FLAME RETARDANCY: ASTM E84 CLASS A, CAN ULC-S102, NFPA 286 CLASS A, NFPA 256 CLASS A LOCATION: REFER TO FINISH PLANS + ELEVATIONS	TL17	KVC KIDS RR - HEX FLOOR TILE 09 30 00 TILING MANUFACTURER: DESIGN DIRECT SOURCE STYLE/SERIES: UNGLAZED PORCELAIN PRODUCT NAME: COPPER STATE COLOR: STEEL BLUE FINISH: MATTE SIZE: 4" HEX THICKNESS: 5/16" GROUT: COLOR TBD LOCATION: REFER TO FINISH PLAN + ELEVATIONS VENDOR CONTACT: SUZANNE SANNING, 303-388-2044	TL07	SHOWER FLOOR TILE 09 30 00 TILING MANUFACTURER: CROSSVILLE PRODUCT NAME: ALASKA COLOR: TUNDRA FINISH: UNPOLISHED SIZE: 2' X 2' MOSAIC THICKNESS: 10.5 MM GROUT: COLOR TBD LOCATION: REFER TO FINISH PLANS VENDOR CONTACT: ALYSA JOHNSON, 714-399-5577	SC01	QUARTZ COUNTERTOP 12 36 61 SIMULATED STONE COUNTERTOPS MANUFACTURER: CAESARSTONE PRODUCT NAME: FRESH CONCRETE PRODUCT NUMBER: 4001 LOCATION: REFER TO ELEVATIONS VENDOR CONTACT: LYNN VECHELL, 303-521-2606	RB07	RUBBER WALL BASE - GREEN 09 65 13 RESILIENT BASE AND ACCESSORIES MANUFACTURER: ROPPE PRODUCT NAME: RUBBER BASE COLOR: 169 HUNTER GREEN SIZE: 4" HIGH LOCATION: TO BE USED AT PT09 VENDOR CONTACT: DAVE ERTLETT, 303 791-2246 NOTE: STRAIGHT AT CARPET, COVED AT RESILIENT FLOORING																										
	NOT USED		NOT USED		NOT USED		NOT USED																												
WC05	KVC KIDS RR WALLCOVERING 09 72 00 WALL COVERINGS DESCRIPTION: TYPE II CONTRACT GRADE VINYL DESCRIPTION (CONT): GRAPHIC WALLCOVERING MANUFACTURER: MITCHELL BLACK STYLE/SERIES: MRS PARANAJPE PAPERS PRODUCT NAME: ADDITION COLOR: JET BLACK LOCATION: REFER TO FINISH PLANS + ELEVATIONS VENDOR CONTACT: MARCY SWERDLOW, 773.263.7721	TL18	KVC KIDS RR - HEX FLOOR TILE 09 30 00 TILING MANUFACTURER: DESIGN DIRECT SOURCE STYLE/SERIES: UNGLAZED PORCELAIN PRODUCT NAME: COPPER STATE COLOR: STEEL BLUE FINISH: MATTE SIZE: 4" HEX THICKNESS: 5/16" GROUT: COLOR TBD LOCATION: REFER TO FINISH PLAN + ELEVATIONS VENDOR CONTACT: SUZANNE SANNING, 303-388-2044	TL08	BACKSPLASH - ADULT RR 09 30 00 TILING MANUFACTURER: MOSA PRODUCT NAME: COLORS PRODUCT NUMBER: 20919 COLOR: MAZARINE BLUE SIZE: 6" X 6" THICKNESS: 0.22" GROUT: COLOR TBD LOCATION: REFER TO FINISH PLAN + ELEVATIONS VENDOR CONTACT: ALYSA JOHNSON, 714-399-5577	SC02	QUARTZ COUNTERTOP 12 36 61 SIMULATED STONE COUNTERTOPS MANUFACTURER: CAESARSTONE PRODUCT NAME: RAW CONCRETE PRODUCT NUMBER: 4004 LOCATION: REFER TO ELEVATIONS VENDOR CONTACT: LYNN VECHELL, 303-521-2606	RS01	RESILIENT STAIR FLOORING 09 65 19 RESILIENT STAIR FLOORING MANUFACTURER: NORA BY INTERFACE STYLE/SERIES: HAMMERED TEXTURE PRODUCT NAME: STAIRTREAD NORAMENT SATURA COLOR: 5116 ARCTURUS THICKNESS: 5 MM LOCATION: STAIRS NOTE: VISUALLY IMPAIRED STRIPS ADDED TO TREAD : COLOR TBD																										
	NOT USED		NOT USED		NOT USED		NOT USED																												
		TL19	KVC KIDS RR - HEX FLOOR TILE 09 30 00 TILING MANUFACTURER: DESIGN DIRECT SOURCE STYLE/SERIES: UNGLAZED PORCELAIN PRODUCT NAME: COPPER STATE COLOR: STEEL BLUE FINISH: MATTE SIZE: 4" HEX THICKNESS: 5/16" GROUT: COLOR TBD LOCATION: REFER TO FINISH PLAN + ELEVATIONS VENDOR CONTACT: SUZANNE SANNING, 303-388-2044	TL09	FLOOR TILE - ADULT RR 09 30 00 TILING MANUFACTURER: DALTILE PRODUCT NAME: EVER - COLORBODY PORCELAIN COLOR: DARK EV06 FINISH: MATTE SIZE: 12" X 24" THICKNESS: 5/16" GROUT: COLOR TBD LOCATION: REFER TO FINISH PLAN + ELEVATIONS VENDOR CONTACT: ERIN JOHNSON, 303-513-3461	SC03	QUARTZ COUNTERTOP 12 36 61 SIMULATED STONE COUNTERTOPS MANUFACTURER: CAESARSTONE PRODUCT NAME: PURE WHITE PRODUCT NUMBER: TBD LOCATION: RECEPTION DESK VENDOR CONTACT: LYNN VECHELL, 303-521-2606	RS02	RESILIENT STAIR FLOORING 09 65 19 RESILIENT STAIR FLOORING MANUFACTURER: TARKETT / JOHNSONITE PRODUCT NAME: GRANIT SAFE T COLOR: 700 AFTER MIDNIGHT THICKNESS: 2 MM LOCATION: RESTROOMS AT LOCKER ROOMS VENDOR CONTACT: ANTHIA KAPPOS, 303 579-0345 NOTE: WELDED SEAMS AND 6" INTEGRAL COVE BASE WITH COVE CAP																										
	NOT USED		NOT USED		NOT USED		NOT USED																												
		TL10	KVC KIDS RESTROOM WALL TILE 09 30 00 TILING MANUFACTURER: CONCEPT SURFACES STYLE/SERIES: EYE CANDY COLOR: MINT FINISH: GLOSSY SIZE: 3' X 10" THICKNESS: 3/16" NON-RECTIFIED GROUT: COLOR TBD LOCATION: REFER TO FINISH PLAN + ELEVATIONS VENDOR CONTACT: MARIA KEBSCHULL, 303-591-2208 NOTE: * QUICK SHIP PRODUCT	TL10	KVC KIDS RESTROOM WALL TILE 09 30 00 TILING MANUFACTURER: CONCEPT SURFACES STYLE/SERIES: EYE CANDY COLOR: MINT FINISH: GLOSSY SIZE: 3' X 10" THICKNESS: 3/16" NON-RECTIFIED GROUT: COLOR TBD LOCATION: REFER TO FINISH PLAN + ELEVATIONS VENDOR CONTACT: MARIA KEBSCHULL, 303-591-2208 NOTE: * QUICK SHIP PRODUCT	SC04	QUARTZ COUNTERTOP - KVC 12 36 61 SIMULATED STONE COUNTERTOPS MANUFACTURER: CAESARSTONE PRODUCT NAME: PURE WHITE PRODUCT NUMBER: 1141 LOCATION: REFER TO FINISH PLANS AND ELEVATIONS VENDOR CONTACT: LYNN VECHELL, 303-521-2606	RT01	RESILIENT FLOOR TILE 09 65 19 RESILIENT TILE FLOORING MANUFACTURER: ARMSTRONG / TARKETT PRODUCT NAME: IMPERIAL TEXTURE - STANDARD EXCELON PRODUCT NUMBER: 57532 COLOR: GRAYSON SIZE: 12" X 12" THICKNESS: 1/8" INSTALLATION PATTERN: MONOLITHIC LOCATION: REFER TO FINISH PLANS VENDOR CONTACT: KRISTIN KNIGHT, 720-749-0222																										
	NOT USED		NOT USED		NOT USED		NOT USED																												
NOTE : ALL APPLICABLE SPECIFIED FINISHES SHALL MEET THE MINIMUM FIRE CLASS RATINGS AS STATED IN IBC CHAPTER 8 AND TABLE 803.13 FOR INTERIOR WALL AND CEILING FINISHES FOR USE GROUP AND THEIR ASSOCIATED LOCATIONS. TABLE 803.13 - MINIMUM FIRE CLASS REQUIREMENTS FOR INTERIOR WALL AND CEILING FINISHES																																			
<table><tr><th colspan="2">GROUP</th><th colspan="3">SPRINKLERED</th></tr><tr><td colspan="2"></td><td>INTERIOR EXIT STAIRWAYS AND RAMPS AND EXIT PASSAGEWAYS</td><td>CORRIDORS AND ENCLOSURE FOR EXIT ACCESS STAIRWAYS AND RAMPS</td><td>ROOMS AND ENCLOSED SPACES</td></tr><tr><td>B - BUSINESS</td><td>B</td><td>C</td><td>C</td><td>C</td></tr><tr><td>E - EDUCATION</td><td>C</td><td>C</td><td>C</td><td>C</td></tr><tr><td>S - STORAGE</td><td>C</td><td>C</td><td>C</td><td>C</td></tr></table>										GROUP		SPRINKLERED					INTERIOR EXIT STAIRWAYS AND RAMPS AND EXIT PASSAGEWAYS	CORRIDORS AND ENCLOSURE FOR EXIT ACCESS STAIRWAYS AND RAMPS	ROOMS AND ENCLOSED SPACES	B - BUSINESS	B	C	C	C	E - EDUCATION	C	C	C	C	S - STORAGE	C	C	C	C	
GROUP		SPRINKLERED																																	
		INTERIOR EXIT STAIRWAYS AND RAMPS AND EXIT PASSAGEWAYS	CORRIDORS AND ENCLOSURE FOR EXIT ACCESS STAIRWAYS AND RAMPS	ROOMS AND ENCLOSED SPACES																															
B - BUSINESS	B	C	C	C																															
E - EDUCATION	C	C	C	C																															
S - STORAGE	C	C	C	C																															



ALERRA east west partners  
MOUNTAIN COMPANY

2305 Mt. Werner Circle  
Steamboat Springs, CO 80487

Gensler

1225 17th Street  
Suite 150  
Denver, CO 80202  
United States

Tel 303.595.8586  
Fax 303.825.6823

meengineers

14143 Denver West Pkwy  
Suite 300  
Golden, CO  
United States  
Tel 303.421.6655

MARTIN/MARTIN

12499 West Colfax Ave.  
Lakewood, CO 80215  
United States  
Tel 303.431.6100

Date

Description

→ 2021.06.04

BP4C - KVC INTERIORS - ISSUE FOR PERMIT AND CONSTRUCTION

1 2021.07.30

BP4C - KVC INTERIORS - BULLETIN 01

Reviewed for Code Compliance

09/02/2021

Seal / Signature

STATE OF COLORADO  
NOTARIES PUBLIC  
203617  
08.06.2021

Project Name  
Steamboat Base Village Redevelopment  
Project Number  
003.7835.000  
Description  
FINISH MATERIALS SCHEDULE (CONT)

Scale  
NOT TO SCALE

G0.501


© 2021 Gensler



CODE	MANUFACTURER/DESCRIPTION	CODE	MANUFACTURER/DESCRIPTION	CODE	MANUFACTURER/DESCRIPTION	CODE	MANUFACTURER/DESCRIPTION
310	COAT HOOK - STAINLESS	300	TOILET PARTITIONS	200	SINK (BREAK + PANTRY)	100	REFRIGERATOR + FREEZER
	DESCRIPTION: SINGLE COAT HOOK MANUFACTURER: BRADLEY MODEL NUMBER: 9114 BRADEX FINISH/COLOR: SATIN STAINLESS STEEL SIZE: 2" PROJECTION NOTE: MOUNT ON DOOR AT ADA HEIGHT		DESCRIPTION: STANDARD HEIGHT PHENOLIC TOILET AND URINAL PARTITIONS, FLOOR MOUNTED WITH HEADRAIL AND TYPICAL HARDWARE. PARTITIONS TO COMPLY WITH ADA REGULATIONS AS SHOWN. PROVIDE STANDARD ISSUE TOILET ACCESSORIES. CLIENT TO CONFIRM.		DESCRIPTION: SINGLE BOWL UNDERMOUNT ADA SINK MANUFACTURER: ELKAY MODEL NAME: QUARTZ CLASSIC MODEL NUMBER: ELQUAD2519PD FINISH/COLOR: BLACK (BK) SIZE: 25" x 18-1/2" x 5-1/2" FAUCET: KOHLER - CRUE K-22974 - FINISH: MATTE BLACK		DESCRIPTION: REFRIGERATOR FREEZER COMBO DESCRIPTION (CONT): PROFESSIONAL 22.3 CU. FT. FRENCH DOOR COUNTER-DEPTH REFRIGERATOR MANUFACTURER: FRIGIDAIRE MODEL NUMBER: FRIGQD2579AF FINISH/COLOR: STAINLESS STEEL SIZE: 36" W x 70 3/16" (HEIGHT W/ DOOR + HANDLE) PLUMBING: RE: MANUFACTURER
311	MIRROR - RESTROOMS	301	ADA 36" GRAB BAR	201	GARBAGE DISPOSAL	101	DISHWASHER
	DESCRIPTION: RESTROOM MIRROR MANUFACTURER: REJUVENATION MODEL NAME: ROUNDED RECTANGLE METAL FRAMED MIRROR MODEL NUMBER: ITEM # E4772 FINISH/COLOR: OIL RUBBED BRONZE SIZE: 24"W x 36"H x 1-1/4" D		DESCRIPTION: 36" ADA GRAB BARS MANUFACTURER: BOBRICK MODEL NUMBER: B-6806-36 FINISH/COLOR: STAINLESS STEEL SIZE: 1 1/2" DIA.		DESCRIPTION: FOOD WASTE DISPOSAL MANUFACTURER: INSINKERATOR MODEL NAME: BADGER 5 NOTE: TO BE USED WITH BREAK + PANTRY SINKS		DESCRIPTION: BUILT-IN DISHWASHER (ADA COMPLIANT) DESCRIPTION (CONT): 30 SERIES DISHWASHER TUBULAR HANDLE MANUFACTURER: ASKO MODEL NUMBER: D88681THS FINISH/COLOR: STAINLESS STEEL SIZE: 24" W x 32 11/16" H x 22" D PLUMBING: RE: MANUFACTURER'S SPECS
312	MIRROR - MOTHER'S ROOM	302	ADA 42" GRAB BAR	202	SINK (MOTHER'S ROOM)	102	MICROWAVE
	DESCRIPTION: MOTHER'S ROOM MANUFACTURER: WEST ELM MODEL NAME: INFINITY BLACK ROUND WALL MIRROR 36" FINISH/COLOR: BLACK SIZE: 36" W x 1" D		DESCRIPTION: 42" ADA GRAB BARS MANUFACTURER: BOBRICK MODEL NUMBER: B-6806-36 X 42 FINISH/COLOR: STAINLESS STEEL, PEENED SIZE: 1 1/2" DIA.		DESCRIPTION: SINGLE BOWL UNDERMOUNT ADA SINK MODEL NAME: LUSTERTONE CLASSIC STAINLESS STEEL SINK MODEL NUMBER: ELUHAD11165S FINISH/COLOR: STAINLESS STEEL SIZE: 14" x 16-1/2" x 5-3/8" FAUCET: KOHLER - CRUE K-22974 - FINISH: STAINLESS STEEL		DESCRIPTION: COUNTERTOP SENSOR MICROWAVE OVEN DESCRIPTION (CONT): 2.2 CU. FT. MANUFACTURER: GE MODEL NUMBER: PES7227SLSS FINISH/COLOR: STAINLESS STEEL SIZE: 24 1/8" W x 14" H x 19 3/4" D
313	MOP HANGER	303	ADA 18" GRAB BAR	203	DRINKING FOUNTAIN	103	WATER DISPENSER / ICE MAKER
	DESCRIPTION: SINGLE COAT HOOK MANUFACTURER: BRADLEY MODEL NUMBER: 9953 FINISH/COLOR: STAINLESS STEEL SIZE: 24"W X 4"H X 2 3/4"D NOTE: 3 HOLDERS		DESCRIPTION: 18" ADA GRAB BARS MANUFACTURER: BOBRICK MODEL NUMBER: B-6806 x 18 FINISH/COLOR: STAINLESS STEEL SIZE: 1 1/2" DIA.		DESCRIPTION: DRINKING FOUNTAIN NOTE: REFER TO MEP DRAWINGS		DESCRIPTION: COUNTERTOP WATER DISPENSER / ICE MAKER DESCRIPTION (CONT): AIR-COOLED MANUFACTURER: HOSHIZAKI MODEL NUMBER: DCM-270BAH-OS FINISH/COLOR: STAINLESS STEEL SIZE: 16-9/16" W x 27-11/16" H x 24-1/8" D PLUMBING: RE: MANUFACTURER G.C. TO PROVIDE WATER LINE AT
314	SHOWER SEAT	304	PAPER TOWEL DISPENSER / WASTE	250	LAVATORY (TYPICAL RESTROOM)	104	REFRIGERATOR W/ WATER DISPENSER
	DESCRIPTION: SHOWER SEAT DESCRIPTION (CONT): ADA COMPLIANT MANUFACTURER: MOEN MODEL NUMBER: DN710 FINISH/COLOR: TEAK AND OIL RUBED BRONZE SIZE: 20" W x 15" D		DESCRIPTION: RECESSED WALL UNIT WITH WASTE RECEPTACLE MANUFACTURER: KIMBERLY-CLARK CORP. MODEL NUMBER: 55370 FINISH/COLOR: STAINLESS STEEL SIZE: 11 1/2" W x 54 1/2" H x 4" D PAPER TOWEL DISPENSER - DESCRIPTION: PACIFIC BLUE ULTRA AUTOMATED HIGH-CAPACITY MANUFACTURER: GEORGIA PACIFIC MODEL NUMBER: MFR # 59590 FINISH/COLOR: BLACK SIZE: 16" H x 12.9" W X 9" D NOTE: BY OWNER		DESCRIPTION: UNDERMOUNT LAVATORY NOTE: REFER TO MEP DRAWINGS		DESCRIPTION: REFRIGERATOR FREEZER WITH WATER / ICE DISPENSER DESCRIPTION (CONT): GALLERY 21.7 CU. FT. COUNTER-DEPTH FRENCH DOOR REFRIGERATOR MANUFACTURER: FRIGIDAIRE MODEL NUMBER: FGHQD2368TF FINISH/COLOR: STAINLESS STEEL SIZE: 36" W x 70 3/16" (HEIGHT W/ HINGE) X 31" (DEPTH W/ DOOR + HANDLE)
315	COAT HOOK - BLACK	305	TOILET TISSUE DISPENSER	251	WATER CLOSET	105	COFFEE MAKER
	DESCRIPTION: SINGLE COAT HOOK MANUFACTURER: THE SPLASH LAB MODEL NAME: COAT HOOK MODEL NUMBER: TSL-974BK FINISH/COLOR: BLACK NOTE: MOUNT AT ADA HEIGHT		DESCRIPTION: TOILET TISSUE DISPENSER DESCRIPTION (CONT): PACIFIC BLUE ULTRA 4-ROLL CORELESS HIGH-CAPACITY MANUFACTURER: GEORGIA PACIFIC MODEL NUMBER: MFG # 56602A FINISH/COLOR: SMOKE SIZE: 17 W" x 5.5 D" x 16 H" NOTE: BY OWNER		DESCRIPTION: WATER CLOSET NOTE: REFER TO MEP DRAWINGS		DESCRIPTION: COFFEE MAKER MODEL NAME: SERENADE™ SINGLE-CUP BREWER SIZE: 24" W x 26"-L4 x 24" D (INCLUDES CLEARANCE FOR VENTILATION) PLUMBING: G.C. TO PROVIDE WATER LINE AND FILTER NOTE: RE: MANUFACTURERS SPECS. SCILLIWORKER TO COORD. CUT OUT REQUIRED IN COUNTERTOP AND SERVICE SET COMPARTMENT INTO WASTE BIN IN BASE CABINET BELOW. EQUIP BY OWNER
316	MIRROR - SHOWER	306	SOAP DISPENSER	252	URINAL	106	UNDER-COUNTER REFRIGERATOR
	DESCRIPTION: RESTROOM MIRROR - FLOOR MOUNTED MANUFACTURER: REJUVENATION MODEL NAME: FLOOR LENGTH METAL FRAMED MIRROR MODEL NUMBER: ITEM # E1099 FINISH/COLOR: OIL RUBBED BRONZE SIZE: 24"W x 60"H x 2" D NOTE: TO BE SECURED TO THE WALL		DESCRIPTION: SOAP DISPENSER DESCRIPTION (CONT): PACIFIC BLUE ULTRA AUTOMATED TOUCHLESS SOAP & SANITIZER DISPENSER MANUFACTURER: GEORGIA PACIFIC MODEL NUMBER: MFG # 53590 FINISH/COLOR: BLACK NOTE: BY OWNER		DESCRIPTION: URINAL NOTE: REFER TO MEP DRAWINGS		DESCRIPTION: UNDERCOUNTER REFRIGERATOR DESCRIPTION (CONT): 24" ADA COMPLIANT LOW PROFILE ALL REFRIGERATOR MANUFACTURER: MARVEL MODEL NUMBER: MA24RAS1 FINISH/COLOR: STAINLESS STEEL SIZE: 23-7/8" W x 31" H x 25-5/8" D (W/ HANDLE) NOTE: REF ELEVATION FOR DOOR HANDLE + HINGE LOCATION
317	MIRROR - KVC RESTROOM	307	SANITARY NAPKIN DISPOSAL	253	LAVATORY (UNISEX RESTROOM)	107	PRINTER
	DESCRIPTION: RESTROOM MIRROR MANUFACTURER: AMAZON BASICS MODEL NAME: RECTANGULAR WALL MIRROR 24" X 36" - STANDARD TRIM WHITE FINISH/COLOR: FIELD PAINTED YELLOW, COLOR TBD SIZE: 24"W x 36"H NOTE: TO BE SECURED TO THE WALL; FIELD PAINTED		DESCRIPTION: SANITARY NAPKIN DISPOSAL MANUFACTURER: BOBRICK MODEL NAME: SURFACE-MOUNTED SANITARY NAPKIN DISPOSAL MODEL NUMBER: B-270 FINISH/COLOR: STAINLESS STEEL		DESCRIPTION: UNDERMOUNT LAVATORY NOTE: REFER TO MEP DRAWINGS		DESCRIPTION: COLOR PRODUCTION PRINTER MANUFACTURER: RICOH MODEL NAME: RICOH PRO C5300 SIZE: 31.4" W x 34.6" D x 64.9" H (INCLUDES ADF + STATUS LIGHT POLE) NOTE: EQUIPMENT PROVIDED BY OWNER
318	TOILET PARTITION - KVC RESTROOM	308	TOILET SEAT COVER DISPENSER	254	SHOWER HEAD / CONTROLS	108	PRINTER
	DESCRIPTION: CHILDREN'S HEIGHT PHENOLIC TOILET PATITIONS, HEADRAIL AND FRONT PANELS TO BE STANDARD HEIGHT; DOORS AND DIVIDERS TO BE 48" TALL AND 12" ABOVE THE FLOOR. PROVIDE CHILD-SAFETY CLOSING DEVICE AND NO LOCKING HARDWARE. NOTE: KVC RESTROOMS		DESCRIPTION: TOILET SEAT COVER DISPENSER MANUFACTURER: BOBRICK MODEL NAME: CLASSIC SERIES SURFACE-MOUNTED SEAT COVER DISPENSER MODEL NUMBER: B-221 FINISH/COLOR: STAINLESS STEEL SIZE: 15 3/4"W x 11"H x 2"D		DESCRIPTION: SHOWER HEAD + CONTROLS NOTE: REFER TO MEP DRAWINGS		DESCRIPTION: PRINTER MANUFACTURER: RICOH MODEL NAME: RICOH IM C4500 SIZE: 23 1/2" W x 27 1/2" D x 37.9" H NOTE: EQUIPMENT PROVIDED BY OWNER
319	SHOWER CURTAIN, ROD + HOOKS	309	NAPKIN / TAMPON VENDOR			109	COFFEE BREWER
	DESCRIPTION: SHOWER CURTAIN AND ROD MANUFACTURER: BOBRICK MODEL NAME: CLASSIC SERIES EXTRA-HEAVY-DUTY SHOWER CURTAIN ROD MODEL NUMBER: B-8047 SIZE: 60" AND 72" NOTE: SHOWER C 205 - 60", SHOWER A 306 - 72" PROVIDE: BOBRICK SHOWER ROD BOBRICK STAINLESS STEEL ROD BOBROCK (204-1)		DESCRIPTION: NAPKIN/TAMPON VENDOR MANUFACTURER: BOBRICK MODEL NAME: CLASSIC SERIES, RECESSED OR SEMI-RECESSED MODEL NUMBER: B-3706C FINISH/COLOR: SATIN STAINLESS STEEL SIZE: 12 3/4"W x 17 1/8"H x 4" D				DESCRIPTION: COFFEE BREWER MANUFACTURER: BUNN MODEL NAME: AXIOM DUAL VOLTAGE SINGLE AIRPOT BREWER SIZE: 23.6" H x 9" W x 18.5" D NOTE: EQUIPMENT PROVIDED BY OWNER

EQPT. GENERAL NOTES

- A. ELECTRICAL CONTRACTOR TO VERIFY WITH EACH MANUFACTURER OF EQUIPMENT FOR ALL SPECIAL REQUIREMENTS (IE. PROVIDING AND INSTALLING SPECIAL RECEPTACLES, ATTACHING END CONNECTORS ON CABLES OR CABLES TO MACHINES, ETC.) IF NOT SPECIFICALLY EXCLUDED FROM CONTRACT AGREEMENT. ALL CONNECTIONS SHALL BE CONSIDERED TO BE INCLUDED IN THE WORK OF THE ELECTRICAL CONTRACTOR.
- B. SHOULD DISCREPANCIES IN EQUIPMENT INFORMATION OCCUR, G.C. SHALL NOTIFY DESIGNER AND CONSULT MANUFACTURER'S INSTALLATION INFORMATION.
- C. G.C. TO PROVIDE ELECTRICAL AND PLUMBING HOOK-UPS FOR EQUIPMENT AS REQUIRED PER THE EQUIPMENT, MANUFACTURER, AND CODE.
- D. PROJECTION SCREEN SWITCHES IN ROOMS ARE TO BE GANGED WITH DEVICES ON A SINGLE COMMON FACE PLATE. SWITCH SHALL MATCH STYLE, COLOR AND FINISH OF LUTRON DEVICES.
- E. SEE REFLECTED CEILING PLAN DRAWINGS FOR ADDITIONAL INFORMATION, SPECIAL EQUIPMENT LOCATED IN CEILINGS (IE. PROJECTION SCREENS), ETC., TYPICAL
- F. REFER TO REFLECTED CEILING PLAN FOR GENERAL NOTES PERTAINING TO LIGHT FIXTURES.



**ALERRA** east west partners  
MOUNTAIN COMPANY

2305 Mt. Werner Circle  
Steamboat Springs, CO 80487

**Gensler**

1225 17th Street  
Suite 150  
Denver, CO 80202  
United States

Tel 303.595.8586  
Fax 303.825.6823

**me**  
engineers

14143 Denver West Pkwy  
Suite 300  
Golden, CO  
United States  
Tel 303.421.6655

**MARTIN/MARTIN**  
ARCHITECTS & DESIGNERS

12499 West Colfax Ave.  
Lakewood, CO 80215  
United States  
Tel 303.431.6100

△	Date	Description
---	2021.06.04	BP4C - KVC INTERIORS - ISSUE FOR PERMIT AND CONSTRUCTION
-		
1	2021.07.30	BP4C - KVC INTERIORS - BULLETIN 01

Reviewed for Code Compliance  
09/02/2021

EQUIPMENT CODE LEGEND

- 100 - APPLIANCES:**  
ITEMS INDICATED AS "N.I.C." SHALL BE PROVIDED BY TENANT AND INSTALLED BY CONTRACTOR. ALL OTHER ITEMS SHALL BE PROVIDED & INSTALLED BY CONTRACTOR.
- 200 - PLUMBING:**  
ALL ITEMS SHALL BE PROVIDED AND INSTALLED BY GENERAL CONTRACTOR, U.N.O.
- 300 - RESTROOM ACCESSORIES:**  
ALL ITEMS SHALL BE PROVIDED AND INSTALLED BY GENERAL CONTRACTOR, U.N.O.
- 400 - GENERAL OFFICE EQUIPMENT:**  
ALL ITEMS SHALL BE PROVIDED AND INSTALLED BY OWNER, U.N.O. GENERAL CONTRACTOR TO COORDINATE.

Seal / Signature



08.06.2021

Project Name

Steamboat Base Village Redevelopment

Project Number

003.7835.000

Description

EQUIPMENT SCHEDULE

Scale

1 : 1

G0.550



CODE	MANUFACTURER/DESCRIPTION	CODE	MANUFACTURER/DESCRIPTION	CODE	MANUFACTURER/DESCRIPTION	CODE	MANUFACTURER/DESCRIPTION
				500	COMMERCIAL DRYER <div>DESCRIPTION: TUMBLE DRYER DESCRIPTION (CONT): COORD. WITH MEP DWGS MANUFACTURER: SPEED QUEEN MODEL NAME: SINGLE TUMBLE DRYER 75 LBS MODEL NUMBER: ST075 SIZE: 38.5"W x 77.3"H x 53" D NOTE: COORD. WITH OWNER FINAL SPECIFICATION.</div>	400	12" WIDE LOCKERS <div>DESCRIPTION: 12" WIDE LOCKERS DESCRIPTION (CONT): GC TO COORD. TOTAL 3 WIDE VS. SINGLE LOCKERS MANUFACTURER: SCHOOLLOCKERS.COM - JOREGENSON MODEL NAME: VENTILATED, 2 TALL, VISUAL PERF, NO LEGS, 3/W, ZEE BASE 4" H MODEL NUMBER: 100079216 FINISHCOLOR: BALTIC BLUE SIZE: 12"W x 72"H x 15" D NOTE: COORD. WITH OWNER FINAL SPECIFICATION. TO BE SECURED TO THE WALL OR FLOOR. *NOTE - BUILDING C - 482 TOTAL LOCKERS 25 LOCKERS TO BE ADA</div>
				501	COMMERCIAL WASHING MACHINE <div>DESCRIPTION: COMMERCIAL WASHING MACHINE DESCRIPTION (CONT): COORD. WITH MEP DWGS MANUFACTURER: SPEED QUEEN MODEL NAME: SOFTMOUNT WASHER-EXTRACTOR MODEL NUMBER: SYN070 SIZE: 38.10"W x 55.51"H x 46.65"D PLUMBING: YES NOTE: COORD. WITH OWNER FINAL SPECIFICATION.</div>	401	15" WIDE LOCKERS <div>DESCRIPTION: 15" WIDE LOCKERS DESCRIPTION (CONT): GC TO COORD. TOTAL 3 WIDE VS. SINGLE LOCKERS MANUFACTURER: SCHOOLLOCKERS.COM - JOREGENSON MODEL NAME: VENTILATED, 2 TALL, VISUAL PERF, NO LEGS, 3/W, ZEE BASE 4" H MODEL NUMBER: 100079854 FINISHCOLOR: BALTIC BLUE SIZE: 15"W x 72"H x 24" D NOTE: 5% OF LOCKERS TO BE ADA. COORD. WITH OWNER FINAL SPECIFICATION. TO BE SECURED TO THE WALL OR FLOOR. *NOTE - 602 TOTAL LOCKERS 31 LOCKERS TO BE ADA</div>
				502	WASHING MACHINE <div>DESCRIPTION: FRONT LOAD WASHER DESCRIPTION (CONT): COORD. WITH MEP DWGS MANUFACTURER: SPEED QUEEN MODEL NAME: FRONT-CONTROL FRONT LOAD WASHER MODEL NUMBER: LFNEGBRSLISTW01 SIZE: 26.875"W x 40.42"H x 27.73"D PLUMBING: YES NOTE: COORD. WITH OWNER FINAL SPECIFICATION.</div>	402	BENCH <div>DESCRIPTION: LOCKER ROOM BENCH MANUFACTURER: SCHOOLLOCKERS.COM - JOREGENSON MODEL NAME: 12" WIDE PLASTIC LOCKER ROOM BENCH MODEL NUMBER: SKULEN-PB-1260 FINISHCOLOR: BLACK SIZE: 60"W x 18-1/2"H x 24"D NOTE: COORD. WITH OWNER FINAL SPECIFICATION. TO BE SECURED TO THE FLOOR.</div>
				503	WASHING MACHINE <div>DESCRIPTION: FRONT LOAD STEAM WASHER WITH PEDESTAL DESCRIPTION (CONT): KVC WASHING MACHINE; COORD. WITH MEP DWGS MANUFACTURER: GE MODEL NAME: 4.8 CU. FT. CAPACITY FRONT LOAD ENERGY STAR STEAM WASHER MODEL NUMBER: GFW650SSNWW/GP1528SNWW FINISHCOLOR: WHITE SIZE: 28"W x 39-3/4"H x 32"D (+PEDESTAL 16"H) PLUMBING: YES</div>	403	ADA BENCH <div>DESCRIPTION: LOCKER ROOM BENCH MANUFACTURER: SCHOOLLOCKERS.COM - JOREGENSON MODEL NAME: 24" WIDE PLASTIC LOCKER ROOM BENCH MODEL NUMBER: SKULEN-PB-2460 FINISHCOLOR: BLACK SIZE: 48"W x 18-1/2"H x 24"D NOTE: TO BE SECURED TO THE FLOOR AND WALL FOR REQUIRED BACK SUPPORT.</div>
				504	DRYER <div>DESCRIPTION: FRONT LOAD ELECTRIC DRYER DESCRIPTION (CONT): KVC DRYER; COORD. WITH MEP DWGS. MANUFACTURER: GE MODEL NAME: 7.8 CU. FT. CAPACITY FRONT LOAD ELECTRIC DRYER WITH STEAM MODEL NUMBER: GFD68SSNGFP1528SNWW FINISHCOLOR: WHITE SIZE: 28"W x 39-3/4"H x 32"D (+PEDESTAL 16"H)</div>	404	BOOT DRYER RACK <div>DESCRIPTION: PORTABLE BOOT DRYER - DOUBLE SIDED DESCRIPTION (CONT): COORD. POWER FOR DRYERS MANUFACTURER: WILLIAMS DIRECT DRYER MODEL NAME: BOOT DRYER RACK MODEL NUMBER: WILLIAMS P30 &amp; P30E SIZE: VERIFY WITH OWNER - 63" X 32"D X 82"H NOTE: OWNER PROVIDED, GC INSTALLED. VERIFY WITH OWNER FREESTANDING VS. WALL MOUNTED</div>
						405	BOOT DRYER RACK <div>DESCRIPTION: WALL MOUNTED BOOT DRYER - SINGLE SIDED DESCRIPTION (CONT): COORD. POWER FOR DRYERS MANUFACTURER: WILLIAMS DIRECT DRYER MODEL NAME: BOOT DRYER RACK MODEL NUMBER: WILLIAMS P30 &amp; P30E SIZE: VERIFY WITH OWNER - 60" X 20"D X 80"H NOTE: OWNER PROVIDED, GC INSTALLED. VERIFY WITH OWNER FREESTANDING VS. WALL MOUNTED</div>
						406	SKI AND SNOWBOARD RACKS <div>DESCRIPTION: SKI AND SNOWBOARD RACKS MANUFACTURER: MONTANA SPORTS MODEL NAME: EASY HANG SKI AND SNOWBOARD RACKS SIZE: VERIFY WITH OWNER NOTE: VERIFY WITH OWNER TRACK LENGTH AND QUANTITY OF RACKS</div>

EQPT. GENERAL NOTES

A. ELECTRICAL CONTRACTOR TO VERIFY WITH EACH MANUFACTURER OF EQUIPMENT FOR ALL SPECIAL REQUIREMENTS (IE. PROVIDING AND INSTALLING SPECIAL RECEPTACLES, ATTACHING END CONNECTORS ON CABLES OR CABLES TO MACHINES, ETC.) IF NOT SPECIFICALLY EXCLUDED FROM CONTRACT AGREEMENT. ALL CONNECTIONS SHALL BE CONSIDERED TO BE INCLUDED IN THE WORK OF THE ELECTRICAL CONTRACTOR.

B. SHOULD DISCREPANCIES IN EQUIPMENT INFORMATION OCCUR, G.C. SHALL NOTIFY DESIGNER AND CONSULT MANUFACTURER'S INSTALLATION INFORMATION.

C. G.C. TO PROVIDE ELECTRICAL AND PLUMBING HOOK-UPS FOR EQUIPMENT AS REQUIRED PER THE EQUIPMENT, MANUFACTURER, AND CODE.

D. PROJECTION SCREEN SWITCHES IN ROOMS ARE TO BE GANGED WITH DEVICES ON A SINGLE COMMON FACE PLATE. SWITCH SHALL MATCH STYLE, COLOR AND FINISH OF LUTRON DEVICES.

E. SEE REFLECTED CEILING PLAN DRAWINGS FOR ADDITIONAL INFORMATION. SPECIAL EQUIPMENT LOCATED IN CEILINGS (IE. PROJECTION SCREENS), ETC., TYPICAL.

F. REFER TO REFLECTED CEILING PLAN FOR GENERAL NOTES PERTAINING TO LIGHT FIXTURES.

Steamboat

ALTErrA

MOUNTAIN COMPANY

east west partners

2305 Mt. Werner Circle

Steamboat Springs, CO 80487

Gensler

1225 17th Street

Suite 150

Denver, CO 80202

United States

me

engineers

14143 Denver West Pkwy

Suite 300

Golden, CO

United States

Tel 303.421.6655

MARTIN/MARTIN

EDUCATION DESIGN

12499 West Cofax Ave.

Lakewood, CO 80215

United States

Tel 303.431.6100

Date

Description

—

2021.06.04

BP4C - KVC INTERIORS - ISSUE FOR PERMIT AND CONSTRUCTION

1

2021.07.30

BP4C - KVC INTERIORS - BULLETIN 01

Reviewed for Code Compliance

09/02/2021

EQUIPMENT CODE LEGEND

100 - APPLIANCES:

ITEMS INDICATED AS "N.I.C." SHALL BE PROVIDED BY TENANT AND INSTALLED BY CONTRACTOR. ALL OTHER ITEMS SHALL BE PROVIDED & INSTALLED BY CONTRACTOR.

200 - PLUMBING:

ALL ITEMS SHALL BE PROVIDED AND INSTALLED BY GENERAL CONTRACTOR, U.N.O.

300 - RESTROOM ACCESSORIES:

ALL ITEMS SHALL BE PROVIDED AND INSTALLED BY GENERAL CONTRACTOR, U.N.O.

400 - GENERAL OFFICE EQUIPMENT:

ALL ITEMS SHALL BE PROVIDED AND INSTALLED BY OWNER, U.N.O. GENERAL CONTRACTOR TO COORDINATE.

Seal / Signature

STATE OF COLORADO

JOE CHARLES GABRIEL

203617

REGISTERED ARCHITECT

J. C. Martin

08.06.2021

Project Name

Steamboat Base Village Redevelopment

Project Number

003.7835.000

Description

EQUIPMENT SCHEDULE (CON'T)

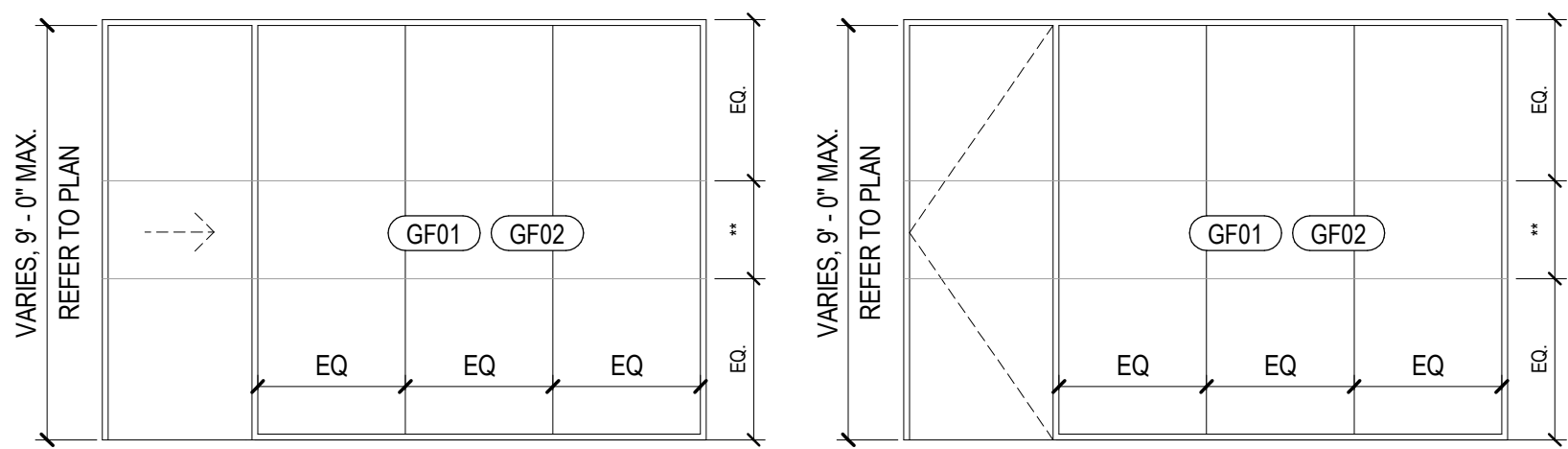
Scale

1 : 1

G0.551



DEMOUNTABLE PARTITION TYPES



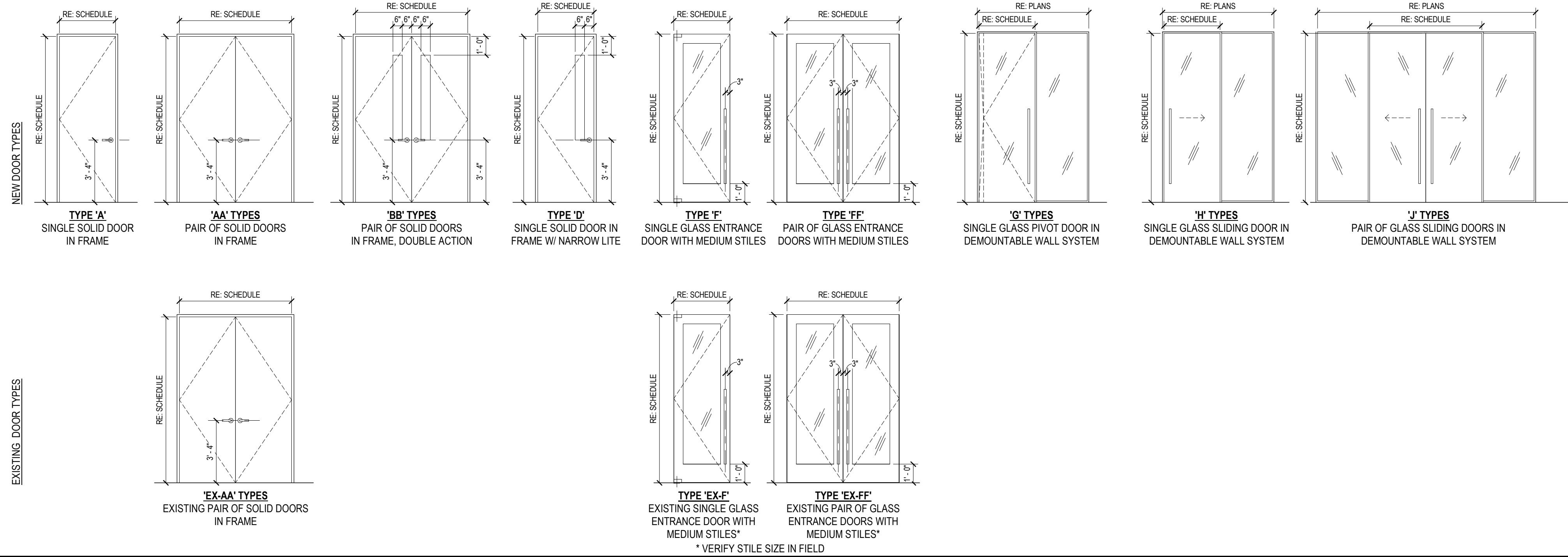
**TYPE DM1 WITH SLIDING DOOR & BUTT JOINT GLASS**  
MODERNUS ROLAN GLAZING SYSTEM; 3/8" THICK GLASS AT PARTITIONS UP TO 8'-6" H, 1/2" THICK GLASS AT PARTITIONS OVER 8'-6" H; BLACK FINISH; TYPE "H" DOORS

**TYPE DM2 WITH SWING DOOR & BUTT JOINT GLASS**  
MODERNUS ROLAN GLAZING SYSTEM; 3/8" THICK GLASS AT PARTITIONS UP TO 8'-6" H, 1/2" THICK GLASS AT PARTITIONS OVER 8'-6" H; BLACK FINISH; TYPE "G" DOORS

\*\* NOTE: CONFIRM AT EACH GLASS LOCATION: MEETING ROOM FRONTS RECEIVE 3'-0" OF "GF01" OFFICE FRONTS RECEIVE 1'-6" OF "GF02"

REP CONTACT: ERICA ARCHIBUEQUE  
EARCHIBUEQUE@PEARWORK.COM  
303-824-2000 EXT. 2011

DOOR TYPES



DOOR SCHEDULE

NUMBER	LOCATION	DOOR ASSEMBLY							FRAME ASSEMBLY					ASSEMBLY RATING	REMARKS
		TYPE	HARDWARE SET	DIMENSIONS			MATERIAL	FINISH	MATERIAL	FINISH	HEAD DETAIL	JAMB DETAIL	SILL DETAIL		
K.101A	WELCOME	EX-FF	49	6'-0"	6'-10"	2 1/4"	EX	PTD	EX	PTD	EX	EX	EX		CARD READER, DOOR OPERATOR, EXTERIOR DOOR OPERATOR MOUNTED TO FREESTANDING PEDESTAL
K.101B	WELCOME	FF	50	6'-0"	6'-10"	2 1/4"	ALUM / GLASS	BLACK	ALUM	BLACK	H-03	H-03 SIM	S-03		DOOR OPERATOR, VIF AND MATCH HEIGHT OF EXISTING EXTERIOR DOOR.
K.101C	WELCOME	J	51	6'-0"	6'-10"	2 1/4"	ALUM / GLASS	BLACK	ALUM	BLACK	BY MANUF.	BY MANUF.			PRICE DOOR AS AN ADD'L T. RE: 02/1C-11.201 FOR LOCATION. CARD READER, DOOR OPERATOR
K.101D	WELCOME	J	51	6'-0"	6'-10"	2 1/4"	ALUM / GLASS	BLACK	ALUM	BLACK	BY MANUF.	BY MANUF.			PRICE DOOR AS AN ADD'L T. RE: 02/1C-11.201 FOR LOCATION. DOOR OPERATOR
K.102	CHECK-IN AREA	BB	52B	6'-0"	6'-10"	1 3/4"	HM	PTD	HM	PTD	H-05	J-05B			CARD READER 2X
K.103	ADULT RESTROOM	A	53	3'-0"	6'-10"	1 3/4"	HM	PTD	HM	PTD	H-01	J-01			
K.104	TODDLER	D	60	3'-0"	6'-10"	1 3/4"	HM WITH GLASS INSET	PTD	HM	PTD	H-01	J-01			
K.110A	TWOS	D	60	3'-0"	6'-10"	1 3/4"	HM WITH GLASS INSET	PTD	HM	PTD	H-01	J-01			
K.111A	KITCHEN	BB	55	6'-0"	6'-10"	1 3/4"	HM	PTD	HM	PTD	H-05	J-05A			CARD READER ON SUNDANCE SIDE, RTE ON KITCHEN SIDE, DOOR OPERATORS BOTH SIDES
K.111B	KITCHEN	BB	55	6'-0"	6'-10"	1 3/4"	HM	PTD	HM	PTD	H-05	J-05A			
K.111C	KITCHEN	AA	57	6'-0"	6'-10"	1 3/4"	HM	PTD	HM	PTD	H-01	J-01			
K.112A	ELEV. LOBBY	EX-AA	68	6'-0"	6'-10"	1 3/4"	HM	PTD	HM	PTD	H-01	J-01			
K.112B	ELEC	A	58	3'-0"	6'-10"	1 3/4"	HM	PTD	HM	PTD	H-01	J-01			
K.114A	VEST	FF	59	6'-0"	6'-10"	2 1/4"	ALUM / GLASS	PTD	ALUM	PTD	H-04	H-04 SIM	S-04		CARD READER, DOOR OPERATOR
K.114B	VEST	FF	50C	6'-0"	6'-10"	2 1/4"	ALUM / GLASS	PTD	ALUM	PTD	H-03	H-03 SIM	S-03		CARD READER, DOOR OPERATOR
K.115	SKI STORAGE	A	58B	3'-0"	6'-10"	1 3/4"	HM	PTD	HM	PTD	H-01	J-01			
K.116	LAUNDRY	A	58B	3'-0"	6'-10"	1 3/4"	HM	PTD	HM	PTD	H-01	J-01			
K.117A	PALSMAYS	D	59	3'-0"	6'-10"	1 3/4"	HM WITH GLASS INSET	PTD	HM	PTD	H-01	J-01			
K.117B	PALSMAYS	D	59	3'-0"	6'-10"	1 3/4"	HM WITH GLASS INSET	PTD	HM	PTD	H-01	J-01			
K.120	FEEL BETTER	A	60	3'-0"	6'-10"	1 3/4"	HM	PTD	HM	PTD	H-01	J-01			
K.121	WORKPLACE	D	60	3'-0"	6'-10"	1 3/4"	HM	PTD	HM	PTD	H-01	J-01			
K.123	ADULT RESTROOM	A	53	3'-0"	6'-10"	1 3/4"	HM	PTD	HM	PTD	H-01	J-01			
K.126A	CORRIDOR	AA	61	6'-0"	6'-10"	1 3/4"	HM	PTD	HM	PTD	H-01	J-01			CARD READER
K.126B	CORRIDOR	EX-AA	61	6'-0"	6'-10"	1 3/4"	EX	PTD	EX	PTD	EX	EX	EX		CARD READER
K.127	STORAGE	A	60	3'-0"	6'-10"	1 3/4"	HM	PTD	HM	PTD	H-01	J-01			
K.150A	RECEPTION	EX-FF	17	6'-0"	6'-10"	2 1/4"	EX	PTD	EX	PTD	EX	EX	EX		CARD READER
K.150B	RECEPTION	EX-FF	61	6'-0"	6'-10"	2 1/4"	EX	PTD	EX	PTD	EX	EX	EX		
K.151	OFFICE	H	D1	3'-0"	8'-10 1/2"	1 3/4"	ALUM WITH GLASS INSET	BLACK	DEMOUNTABLE PARTITION	BLACK	BY MANUF.	BY MANUF.			
K.152	CONFERENCE	G	D2	3'-0"	8'-10 1/2"	1 3/4"	ALUM WITH GLASS INSET	BLACK	DEMOUNTABLE PARTITION	BLACK	BY MANUF.	BY MANUF.			
K.153	OFFICE	H	D1	2'-11"	8'-10 1/2"	1 3/4"	ALUM WITH GLASS INSET	BLACK	DEMOUNTABLE PARTITION	BLACK	BY MANUF.	BY MANUF.			
K.154	PRINT / COPY	A	58A	3'-0"	8'-10"	1 3/4"	HM	PTD	HM	PTD	H-01	J-01			CARD READER
K.155	OFFICE	G	D2	3'-0"	8'-10 1/2"	1 3/4"	ALUM WITH GLASS INSET	BLACK	DEMOUNTABLE PARTITION	BLACK	BY MANUF.	BY MANUF.			
K.156A	STOR	Z	62	4'-6"	6'-10"	1 3/4"	HM	PTD	HM	PTD	H-01	J-01			
K.156B	OFFICE	Z	62	4'-6"	6'-10"	1 3/4"	HM	PTD	HM	PTD	H-01	J-01			
K.157	OPEN OFFICE	EX-F	27	3'-0"	6'-10"	1 3/4"	EX	PTD	EX	PTD	EX	EX			
K.158	LOUNGE	AA	52	6'-0"	6'-10"	1 3/4"	HM	PTD	HM	PTD	H-01	J-01			CARD READER
K.160	IT	A	58	3'-0"	6'-10"	1 3/4"	HM	PTD	HM	PTD	H-01	J-01			CARD READER
K.161	LOUNGE	A	65	3'-0"	8'-10"	1 3/4"	HM	PTD	HM	PTD	H-01	J-01			CARD READER 2X
K.162A	VEST.	EX-FF	49	6'-6"	6'-10"	2 1/4"	EX	PTD	EX	PTD	EX	EX	EX		CARD READER, DOOR OPERATOR
K.162B	VEST.	EX-F	49B	3'-6"	6'-10"	1 3/4"	EX	PTD	EX	PTD	EX	EX	EX		
K.162C	VEST.	EX-FF	49A	6'-6"	6'-10"	2 1/4"	EX	PTD	EX	PTD	EX	EX	EX		
K.162D	VEST.	EX-FF	50	6'-6"	6'-10"	2 1/4"	EX	PTD	EX	PTD	EX	EX	EX		DOOR OPERATOR
K.162E	VEST.	EX-F	50B	3'-6"	6'-10"	1 3/4"	EX	PTD	EX	PTD	EX	EX	EX		
K.162F	VEST.	EX-FF	50A	6'-6"	6'-10"	2 1/4"	EX	PTD	EX	PTD	EX	EX	EX		
K.164	CHANGING RM	A	53	3'-0"	6'-10"	1 3/4"	HM	PTD	HM	PTD	H-01	J-01			
K.165	CHANGING RM	A	53	3'-0"	6'-10"	1 3/4"	HM	PTD	HM	PTD	H-01	J-01			
K.166	CHANGING RM	A	53	3'-0"	6'-10"	1 3/4"	HM	PTD	HM	PTD	H-01	J-01			
K.167	AGR	A	53	3'-0"	6'-10"	1 3/4"	HM	PTD	HM	PTD	H-01	J-01			
K.168	JAN.	A	58	3'-0"	6'-10"	1 3/4"	HM	PTD	HM	PTD	H-01	J-01			
K.169	WOMENS	A	66	3'-0"	6'-10"	1 3/4"	HM	PTD	HM	PTD	H-01	J-01			
K.170	MENS	A	66	3'-0"	6'-10"	1 3/4"	HM	PTD	HM	PTD	H-01	J-01			
K.171	LOCKERS/STORAGE	A	67	3'-0"	6'-10"	1 3/4"	HM	PTD	HM	PTD	H-01	J-01			

DOOR GENERAL NOTES

- A. G.C. TO PROVIDE COMPLETE DOOR/HARDWARE PACKAGE TO FUNCTION AS INDICATED. ALL DOORS AND HARDWARE SHALL BE BUILDING STANDARD, U.N.O. SUBMIT COMPLETE SPECIFICATIONS TO ARCHITECT FOR REVIEW AND APPROVAL.
- B. G.C. IS TO FIELD VERIFY CONDITION, HAND, THROAT SIZE, AND WORKABILITY OF ALL DOORS AND HARDWARE; REPAIR OR REPLACE AS REQUIRED.
- C. G.C. SHALL COORDINATE LOCK CYLINDERS AND KEYS WITH TENANT AND BUILDING OWNER.
- D. THE BOTTOM 10" OF ALL DOORS (EXCEPT AUTOMATIC AND SLIDING) SHALL HAVE A SMOOTH, UNINTERRUPTED SURFACE ON THE PUSH SIDE FOR ACCESSIBILITY. G.C. TO NOTIFY ARCHITECT IF ANY CONDITIONS ARE IN VIOLATION.
- E. ALL GLAZING SHALL BE TEMPERED AND ALL EXPOSED EDGES SHALL BE POLISHED. GLAZING WITHIN A 24" ARC OF EITHER SIDE OF DOORS MUST BE OF SAFETY GLAZING MATERIAL.
- F. HAND-ACTIVATED DOOR OPENING HARDWARE SHALL BE MOUNTED AT 40" A.F.F. ON CENTER. LATCHING AND LOCKING DOORS THAT ARE HAND ACTIVATED AND ARE IN THE PATH OF EGRESS TRAVEL SHALL BE OPERABLE WITH A SINGLE ACTION WITHOUT SPECIAL KNOWLEDGE OR EFFORT, PINCHING, TIGHT GRASPING, OR TWISTING OF THE WRIST.
- G. BAR PULL DOOR HARDWARE SHALL BE MOUNTED WITH A USABLE PORTION BETWEEN 30" AND 44" A.F.F.
- H. DOOR JAMB OPENING SHALL BE LOCATED 4" AWAY FROM ADJACENT PERPENDICULAR WALL.
- I. DOOR HARDWARE ILLUSTRATED IN 'DOOR TYPES' IS SYMBOLIC AND MAY NOT REPRESENT ACTUAL SPECIFIED HARDWARE. G.C. TO COORDINATE PREPARATION OF DOORS FOR SCHEDULED HARDWARE.
- J. TENANT'S SECURITY CONTRACTOR IS TO SUBMIT ACCESS CONTROL DRAWINGS TO THE AHJ FOR REVIEW FOR ACCESS CONTROL PERMIT.
- K. THRESHOLDS ARE TO BE CONTINUOUS FROM JAMB TO JAMB AND/OR WALL TO WALL. END CONDITIONS OF THRESHOLDS ARE TO BE TIGHTLY CUT/SCRIBED TO MATCH THE PROFILE OF THE JAMB/WALL WITHOUT ANY GAPS, HOLES, OR VOIDS. PROVIDE ANY/ALL ACCESSORIES REQUIRED TO INSTALL A COMPLETE SYSTEM (I.E. WEATHER/SOUND STRIPPING, SEALANT, BLOCKING, FIRE STOPPING, ETC.). PROVIDE FIRE-RATED THRESHOLD ASSEMBLIES AS REQUIRED PER DOOR/FRAME RATING.
- L. FOR THRESHOLD CONDITIONS THAT INCLUDE FLOOR CLOSERS, PROVIDE THRESHOLD SHAPE AND/OR ACCESSORIES AS NEEDED TO COVER/CONCEAL CLOSER. COVER OVER CLOSER TO MAINTAIN THRESHOLD PROFILE, SHAPE, APPEARANCE, ETC., WITH MITERED CORNERS AND/OR JOINTS.
- M. AT HARDWARE ON DOORS AND FRAMES SUPPLIED BY THE MILLWORKER, G.C. IS TO PROVIDE HARDWARE, AND MILLWORKER IS TO INSTALL HARDWARE. ALL OTHER DOOR HARDWARE SHALL BE PROVIDED AND INSTALLED BY THE GENERAL CONTRACTOR, U.N.O.
- N. TOP OF BASE PLATES FOR DOOR PIVOT HINGES SHALL BE INSTALLED FLUSH WITH TOP OF CONCRETE SLAB. SPECIFIED FINISH FLOORING, WHERE APPLIES, SHALL COVER/CONCEAL DOOR PIVOT BASE PLATE. G.C. TO COORDINATE AND PROVIDE PIVOT SPINDLE LENGTH AS REQUIRED, TYP.
- O. GENERAL CONTRACTOR SHALL COORDINATE ANY/ALL HARDWARE REQUIRING ELECTRICAL POWER (BOTH HIGH AND LOW VOLTAGE) WITH HARDWARE SUPPLIER, MANUFACTURER, INSTALLER, AND RELATED SUBCONTRACTORS, SUCH AS MILLWORKER, ELECTRICAL, AND SECURITY, TYP. NOTIFY ARCHITECT/DESIGNER OF ANY DISCREPANCIES BEFORE PROCEEDING WITH CONSTRUCTION.
- P. NEW INTERIOR DOORS/FRAMES SHALL BE FACTORY FINISHED, U.N.O. EXISTING DOORS AND FRAMES SHALL BE REFINISHED AS REQUIRED TO LIKE NEW CONDITION PER THE DOOR SCHEDULE.
- Q. PROVIDE WALL STOPS AT DOORS ADJACENT TO WALLS, UNO.
- R. PROVIDE BALL BEARING HINGES AS REQUIRED AT EACH DOOR.
- S. PROVIDE 3M SAFETY AND SECURITY FILM AT ALL GLAZED DOORS.
- T. ALL HARDWARE IN DEMOUNTABLE PARTITIONS IS BY DEMOUNTABLE PARTITION PROVIDER.
- U. ALL EXISTING DOORS TO REMAIN, CONTRACTOR TO VERIFY DOOR SIZE IN FIELD.
- V. PROVIDE 1" THICK INSULATED GLAZING UNIT AT ALL EXTERIOR ALUMINUM AND GLASS DOORS, 1/4" TINTED TEMPERED, 1/2" AIR SPACE, 1/4" CLEAR TEMPERED, LOW E COATING ON NO. 2 SURFACE. TINT TO MATCH ADJACENT GLAZING.
- W. ALL INTERIOR DOORS TO BE PAINTED TO MATCH ADJACENT WALL, U.N.O.
- X. WHERE EXTERIOR DOOR IS NOTED TO BE PAINTED, PAINT ADJACENT STOREFRONT SYSTEM TO MATCH, PRIME DOOR AND STOREFRONT SYSTEM TO RECEIVE PAINT PRIOR TO PAINTING. CONFIRM PAINT WITH OWNER AND LEASE.

DOOR ABBREV.

AL = ALUMINUM  
BS = BLDG STANDARD  
CL = CLEAR  
EX = EXISTING  
FH = FULL HEIGHT  
FR = FIRE-RATED  
GL = GLASS  
HC = HOLLOW CORE

HM = HOLLOW METAL  
NR = NON-FIRE-RATED  
PG = PAINT GRADE  
PT = PAINT  
SC = SOLID CORE  
ST = STAIN  
TO = TEMPERED GLASS  
WD = WOOD

**Steamboat.**  
ALTRERRA east west partners  
MOUNTAIN COMPANY

2305 Mt. Werner Circle  
Steamboat Springs, CO 80487

Gensler

1225 17th Street  
Suite 150  
Denver, CO 80202  
United States

Tel 303.595.8586  
Fax 303.825.6823

me  
engineers

14143 Denver West Pkwy  
Suite 300  
Golden, CO  
United States  
Tel 303.421.6655

MARTIN/MARTIN  
ARCHITECTS AND DESIGNERS

12499 West Colfax Ave.  
Lakewood, CO 80215  
United States  
Tel 303.431.6100

Date	Description
2021.06.04	BP4C - KVC INTERIORS - ISSUE FOR PERMIT AND CONSTRUCTION
2021.07.30	BP4C - KVC INTERIORS - BULLETIN 01

Reviewed for Code Compliance

09/02/2021

Seal / Signature



Project Name

Steamboat Base Village  
Redevelopment

Project Number

003.7835.000

Description

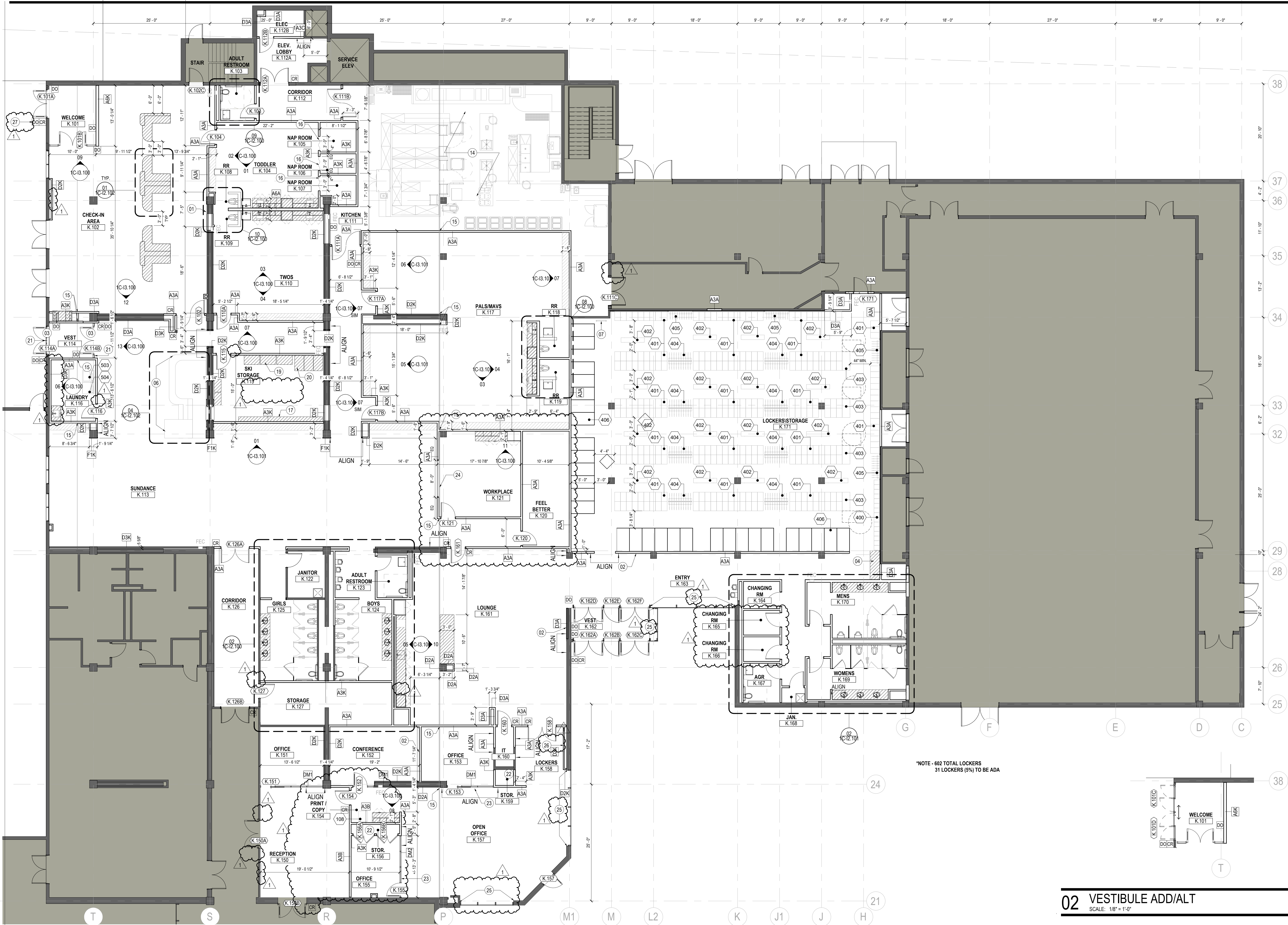
DOOR SCHEDULE & TYPES

Scale

1/4" = 1'-0"

G0.600





## 01 CONSTRUCTION PLAN - SHERATON LEVEL 01

SCALE: 1/8" = 1'-0"

### SHEET NOTES

- PROVIDE IN WALL BACKING FOR STEAMBOATKIDS VACATION CLUB SIGNAGE.
- MONITOR LOCATION. PROVIDE IN-WALL BLOCKING AT GYPSUM PARTITIONS.
- PROVIDE 3M SECURITY FILM TO EXISTING GLASS WINDOWS AND DOORS. EXISTING TUNING BENCH TO BE RELOCATED HERE.
- MILLWORK PLATFORM COVERED IN FLOORING MATERIAL. OVERALL HEIGHT TO BE 24" WITH STEPPED LEVELS AND RAMP AS SHOWN.
- EXISTING METAL LADDER TO ROOF HATCH ABOVE.
- REFER TO KITCHEN CONSULTANT DRAWINGS FOR INFORMATION ON FOOD SERVICE EQUIPMENT, ETC.
- EXPANSION JOINT IN WALL. REFER TO DETAIL 031C-15.100.
- PROVIDE RECESSED SLIM TRACK WITH ACOUSTICAL DRAPERY. HAND DRAWN RIPLEFOLD AT 200% FULLNESS. MATERIAL COST OF \$97/YARD @ 118" WIDE.
- PROVIDE HEAVY DUTY STANDARDS AND BRACKETS WITH (7) PLAM SHELVES.
- ROUTED PLYWOOD WITH EXTRA LARGE HOLES (LIKE PEGBOARD) FOR ADJUSTABLE DOWELS TO STORE SKI AND SNOWBOARD. SEE DETAIL 091C-15.401.
- PLAM OVERSIZED BINS FOR HELMET DROP AND STORAGE. SEE DETAIL 031C-15.401.
- PROVIDE KAWNEER TRIFAB VERSA GLAZE 451T (OR APPROVED EQUAL) 2" X 4 1/2" THERMALLY BROKEN ALUMINUM STOREFRONT SYSTEM WITH DRAINABLE SILL FLASHING. DIRECT MOUNTED TO EXISTING CONCRETE SLAB. CENTER GLAZED WITH GLUZ PANELS. PAINTED FINISH AND FULLY FLASHED AND SEALED TO EXISTING EXTERIOR SURFACES. REFER TO ELEVATIONS FOR SYSTEM HEIGHT AND MULLION LAYOUT.
- PROVIDE HEAVY DUTY STANDARDS AND BRACKETS WITH (7) PLAM SHELVES.
- ROUTED PLYWOOD WITH EXTRA LARGE HOLES (LIKE PEGBOARD) FOR ADJUSTABLE DOWELS TO STORE SKI AND SNOWBOARD. SEE DETAIL 091C-15.401.
- PLAM OVERSIZED BINS FOR HELMET DROP AND STORAGE. SEE DETAIL 031C-15.401.

- PROVIDE KAWNEER TRIFAB VERSA GLAZE 451T (OR APPROVED EQUAL) 2" X 4 1/2" THERMALLY BROKEN ALUMINUM STOREFRONT SYSTEM WITH DRAINABLE SILL FLASHING. DIRECT MOUNTED TO EXISTING CONCRETE SLAB. CENTER GLAZED WITH GLUZ PANELS. PAINTED FINISH AND FULLY FLASHED AND SEALED TO EXISTING EXTERIOR SURFACES. REFER TO ELEVATIONS FOR SYSTEM HEIGHT AND MULLION LAYOUT.
- COAT CLOSET TO RECEIVE PLO3 HAT SHELF AND COAT ROD WITH 24" OPEN PLO3 CUBBIES BELOW. REFER TO DETAILS 111C-15.400 & 151C-15.400.
- VERIFY EXISTING GLASS FILM IS IN ACCEPTABLE CONDITION FOR FUTURE USE.
- PROVIDE IN-WALL BACKING FOR SNOWBOARD WALL MOUNTED RACK.
- DOOR OPERATOR TO BE OF A RESTROOM PEDESTAL.

### GENERAL NOTES

- ALL SCREENED AREAS INDICATE EXISTING CONSTRUCTION TO REMAIN AND AREAS NOT IN CONTRACT, U.N.O.
- REFER TO THE "G" SHEET SERIES FOR GENERAL PROJECT NOTES, MOUNTING HEIGHTS, ACCESSORY CLEARANCES, GRAPHIC SYMBOLS, ABBREVIATIONS, DOOR SCHEDULES/DETAILS, AND PARTITION SCHEDULES/DETAILS.
- ALL PARTITIONS TO BE TYPE "A3A" U.N.O. RE-SHEET G0.700 FOR PARTITION SCHEDULES AND DETAILS.
- REFER TO POWER & COMMUNICATIONS PLANS AND DOOR SCHEDULES FOR CARD READER LOCATIONS.
- PARTITIONS THAT MAKE CONTACT WITH AND ARE PERPENDICULAR TO, EXTERIOR WINDOW MULLIONS ARE TO BE CENTERED ON THE MULLION, U.N.O.
- ALL EXISTING DOORS TO REMAIN ARE DESIGNATED WITH AN "EX". RE-SHEET G0.600 FOR DOOR SCHEDULE FOR ALL NUMBERED DOORS.
- THE GENERAL CONTRACTOR IS RESPONSIBLE FOR FURNISHING AND INSTALLING BRACING AND IN-WALL/JIN-CEILING BLOCKING FOR ALL PARTITIONS RECEIVING MILLWORK, A/V EQUIPMENT, AND ALL OTHER ITEMS ATTACHED OR MOUNTED TO PARTITIONS OR CEILINGS. ALL WOOD BLOCKING SHALL BE FIRE-RETARDANT-TREATED.
- PARTITIONS ARE DIMENSIONED FROM FINISH FACE TO FINISH FACE, U.N.O. MAINTAIN DIMENSIONS MARKED "CLEAR" OR "HOLD". ALLOW FOR THICKNESSES AND MOUNTING OF FINISHES.
- WHERE CONFLICTS OCCUR BETWEEN EXISTING BUILDING ELEMENTS AND INSTALLATION OF NEW WORK, THE G.C. SHALL NOTIFY THE ARCHITECT PRIOR TO PROCEEDING WITH WORK.
- G.C. TO CHALK LAYOUT ON FLOOR FOR ARCHITECT'S REVIEW PRIOR TO LAYING TRACK. SCHEDULE WALKTHROUGH WITH ARCHITECT IN ADVANCE. COORDINATE FURNITURE LAYOUT AND DIMENSIONS WITH FURNITURE VENDOR PRIOR TO SCHEDULING WALKTHROUGH IN ORDER TO IDENTIFY ANY CONFLICTS OR CRITICAL DIMENSIONS NOT ACHIEVABLE.
- WHERE WALL COVERING OR WALL GRAPHICS ARE TO BE INSTALLED, WALLS TO RECEIVE LEVEL 4 FINISH. RE-FINISH PLANS.
- WHERE MONITORS OR OTHER EQUIPMENT IS RECESSED WITH A NICHE OR CABINET, COORDINATE VENTILATION REQUIREMENTS WITH OWNER, A/V CONSULTANT, FURNITURE VENDOR, CONTRACTOR, AND ARCHITECT.
- G.C. TO MAINTAIN ALL EXISTING RATED PARTITIONS - ALL PENETRATIONS AND/OR REPAIRS TO WALLS TO MAINTAIN EXISTING FIRE RATING.
- "FEC" DENOTES LOCATIONS FOR FIRE EXTINGUISHER CABINETS. ALL FIRE EXTINGUISHER CABINETS TO MATCH BUILDING STANDARD.
- G.C. TO EXTEND GYPSUM AT ALL EXISTING TO REMAIN PARTITIONS, AS REQUIRED, FOR AREAS EXPOSED TO STRUCTURE OR WITH AN INCREASED CEILING HEIGHT.
- PROVIDE MANUAL MECHOSHADO MECHOSHADO MANUAL SHADE SYSTEM (OR EQUAL) AT ALL EXTERIOR WINDOWS. MOUNTING CONDITIONS VARY. ALL NEED TO BE FIELD VERIFIED.
- ALL OUTSIDE CORNERS OF WALLS TO RECEIVE BACK PAINTED ACRYLIC CORNER GUARDS, U.N.O.
- PROVIDE FALL PROTECTION AS REQUIRED FOR NEW ROOFTOP EQUIPMENT.
- G.C. TO COORDINATE REQUIRED ATTACHMENTS, STEEL SIZES, ROOFING PENETRATIONS, AND DETAILING FOR PV TO ROOF BELOW.

## 02 VESTIBULE ADD/ALT

SCALE: 1/8" = 1'-0"

2305 Mt. Werner Circle  
Steamboat Springs, CO 80487

## Gensler

1225 17th Street  
Suite 150  
Denver, CO 80202  
United States  
Tel 303.595.8586  
Fax 303.825.6823

**me**  
engineers

14143 Denver West Pkwy  
Suite 300  
Golden, CO  
United States  
Tel 303.421.6655

**MARTIN/MARTIN**  
ARCHITECTS

12499 West Colfax Ave.  
Lakewood, CO 80215  
United States  
Tel 303.421.6100

Date	Description
2021.06.04	BP4C - KVC INTERIORS - ISSUE FOR PERMIT AND CONSTRUCTION
2021.07.30	BP4C - KVC INTERIORS - BULLETIN 01

Reviewed for  
Code Compliance

09/02/2021

Seal / Signature

STATE OF COLORADO  
NOTARIES PUBLIC  
203617  
J. CAMERON  
08.06.2021  
LICENSED ARCHITECT

Project Name

Steamboat Base Village  
Redevelopment

Project Number

003.7835.000

Description

CONSTRUCTION PLAN - LEVEL 01

Scale

1/8" = 1'-0"

1C-11.201



Date	Description
2021.06.04	BP4C - KVC INTERIORS - ISSUE FOR PERMIT AND CONSTRUCTION
2021.07.30	BP4C - KVC INTERIORS - BULLETIN 01

Reviewed for  
Code Compliance

09/02/2021

Seal / Signature



Project Name

Steamboat Base Village  
Redevelopment

Project Number

003.7835.000

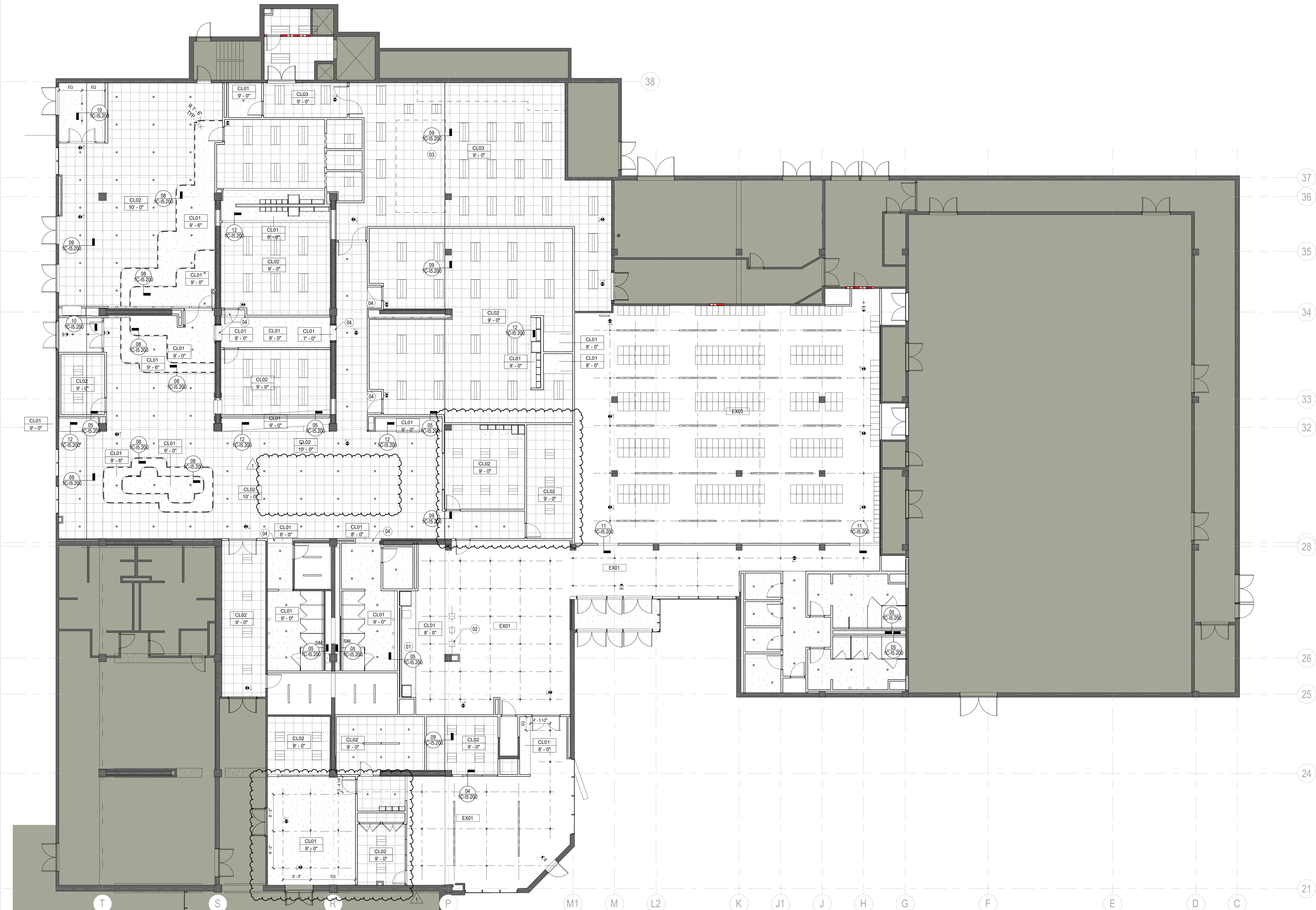
Description

REFLECTED CEILING PLAN - LEVEL  
01

Scale

1/8" = 1'-0"

1C-I1.401



1 RCP - SHERATON LEVEL 01  
SCALE: 1/8" = 1'-0"

## SHEET NOTES

- GC TO COORDINATE FIXTURE LENGTH WITH MILLWORK.
- PENDANT FIXTURES TO BE CENTERED OVER THE ISLAND. GC TO COORDINATE FINAL FIXTURE HEIGHT WITH ARCHITECT IN FIELD.
- COORDINATE KITCHEN HOODS, COOLERS, ETC. WITH FOOD SERVICE DRAWINGS.
- PROVIDE ARCHED OPENING.

## GENERAL NOTES

- ALL SCREENED AREAS INDICATE EXISTING CONSTRUCTION TO REMAIN AND AREAS NOT IN CONTRACT, U.N.O.
- REFER TO 'G' SERIES DRAWINGS FOR SCHEDULES, LEGENDS, SYMBOLS, AND ABBREVIATIONS APPLICABLE TO THIS PLAN.
- RE: ELECTRICAL DRAWINGS FOR MORE INFORMATION REGARDING LIGHT FIXTURES, SWITCHING, AND EMERGENCY LIGHTING.
- G.C. SHALL COORDINATE THE ARRANGEMENT OF NEW ABOVE CEILING ITEMS SO THAT ADEQUATE CLEARANCE FOR RECESSED CEILING-MOUNTED ITEMS IS PROVIDED.
- ALL CEILINGS TO BE TYPE CL02, U.N.O.
- ALL CEILINGS TO BE 9'-0" A.F.F., U.N.O.

- EXISTING FIRE SPRINKLER SYSTEM TO BE MODIFIED AS REQUIRED BY LIFE SAFETY CODE TO REFLECT NEW PARTITION CONFIGURATION. FIRE SPRINKLER CONTRACTOR SHALL BE RESPONSIBLE FOR DESIGN, INSTALLATION, AND CODE COMPLIANCE. SUBMIT SPRINKLER LAYOUT FOR REVIEW BY ARCHITECT (FOR AESTHETIC PURPOSES ONLY) PRIOR TO SUBMITTING DRAWINGS FOR PERMIT AND PRIOR TO INSTALLATION. G.C. WILL OTHERWISE BE REQUIRED TO RELOCATE HEADS AT ITS SOLE EXPENSE.
- WHERE DEVICES SUCH AS LIGHT FIXTURES, SPRINKLER HEADS, STROBES, ETC. ARE LOCATED IN ACOUSTICAL CEILING PANEL, INSTALL DEVICE IN GEOMETRIC CENTER OF TILE, U.N.O.
- LIGHT FIXTURE LOCATIONS SHALL TAKE PRECEDENCE OVER OTHER ELECTRICAL AND MECHANICAL DEVICES/FIXTURES.

- LOCATIONS OF CEILING PENETRATIONS SUCH AS AIR DIFFUSERS, GRILLES, LIGHT FIXTURES, LIFE SAFETY DEVICES, AND SPRINKLER HEADS, ETC. SHALL MATCH EXISTING, WHERE APPLIES, AND SHOULD ALIGN WHERE POSSIBLE.
- ALL ADJUSTABLE LIGHT FIXTURES SHALL BE AIMED PRIOR TO SUBSTANTIAL COMPLETION, SCHEDULE & COORDINATE WITH ARCHITECT TO REVIEW IN THE FIELD.
- ALL GYPSUM BOARD CEILINGS SHALL BE PAINTED PT01, U.N.O.
- CENTER CEILING TILE OR TEE IN ROOM, U.N.O.
- ALL ACCESS PANELS LOCATED IN GYPSUM BOARD CEILINGS TO BE "BAUCO PLUS II" FROM ACCESS PANEL SOLUTIONS. SIZE ACCORDING TO LOCAL CODE. VERIFY LOCATIONS WITH ARCHITECT PRIOR TO LAYOUT OF WORK REQUIRING ACCESS.

- CONTRACTOR SHALL SUBMIT GYPSUM BOARD CEILING CONTROL JOINT LOCATIONS TO ARCHITECT FOR REVIEW PRIOR TO INSTALLATION.
- IF LOCATION DIMENSIONS ARE NOT INDICATED, FINAL POSITIONING OF ALL EXPOSED DEVICES SHALL BE COORDINATED WITH ARCHITECT.
- PLUMB ALL STEM AND AIRCRAFT CABLE USED TO SUPPORT SUSPENDED LIGHT FIXTURES.
- ALL EXIT LIGHTS/SIGNS TO MATCH BUILDING STANDARD, U.N.O.
- FINISH OF HVAC DIFFUSERS, DRAPERY/SHADE POCKETS, SPEAKER GRILLES, AND OTHER ITEMS LOCATED IN CEILINGS ARE TO MATCH ADJACENT CEILING, U.N.O.

- ELECTRICAL CONTRACTOR IS TO PROVIDE ALL REQUIRED CONDUITS, PULL BOXES, HOME RUNS, WALL JUNCTION BOXES, PLASTER RINGS, ETC. FOR INSTALLATION, PULLING, ETC. OF ALL VOICEDATA DEVICES, CABLES, SECURITY DEVICES, ETC. G.C. TO COORDINATE.
- ALL STRUCTURE AND EQUIPMENT TO BE PAINTED PT01 AT AREAS WITH EXPOSED STRUCTURE, U.N.O.



Date	Description
2021.06.04	BP4C - KVC INTERIORS - ISSUE FOR PERMIT AND CONSTRUCTION
2021.07.30	BP4C - KVC INTERIORS - BULLETIN 01

Reviewed for  
Code Compliance

09/02/2021

Seal / Signature



Project Name

Steamboat Base Village  
Redevelopment

Project Number

003.7835.000

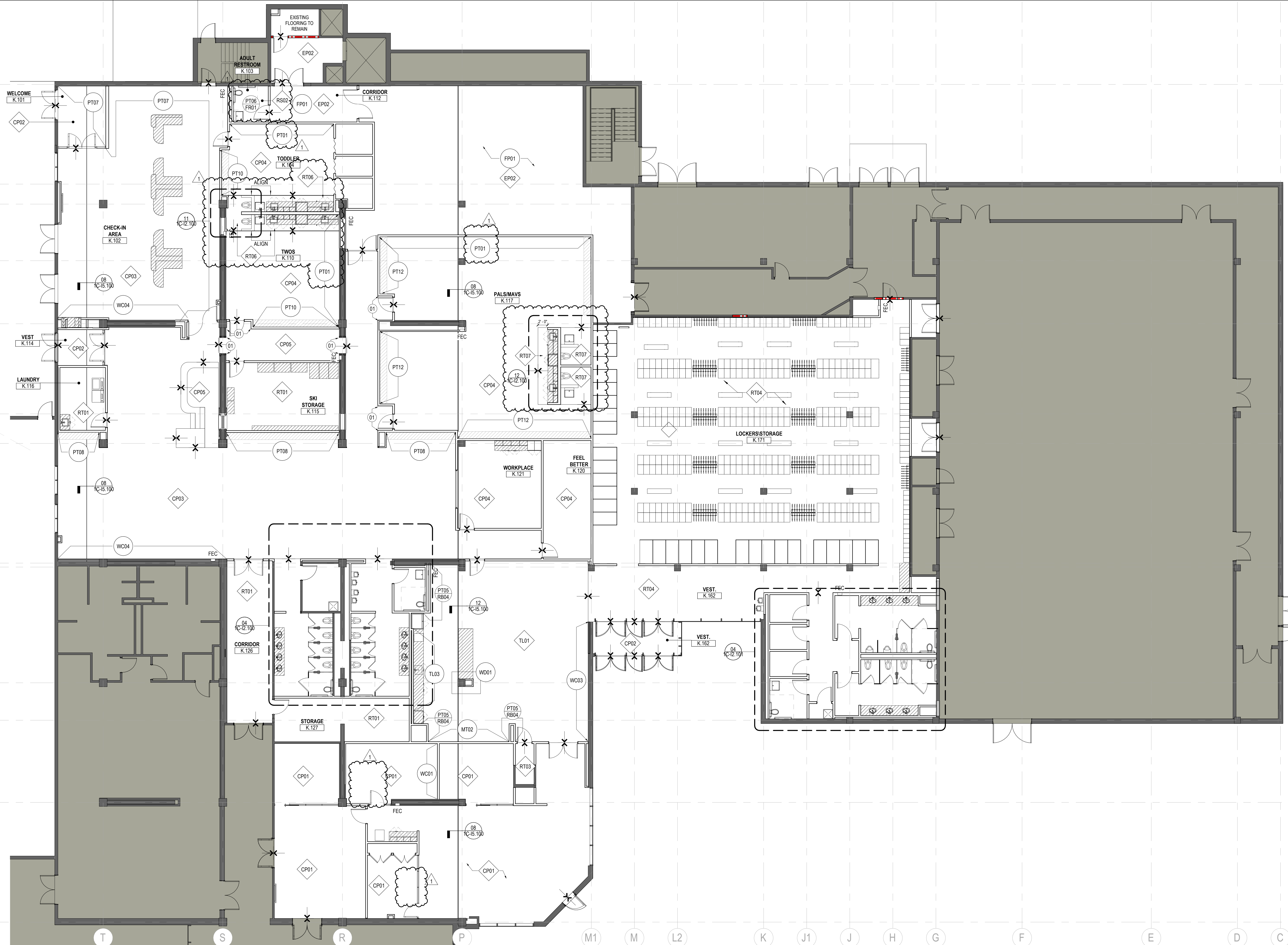
Description

FINISH PLAN - LEVEL 01

Scale

1/8" = 1'-0"

**1C-I1.501**



**1 FINISH PLAN - SHERATON LEVEL 01**

SCALE: 1/8" = 1'-0"

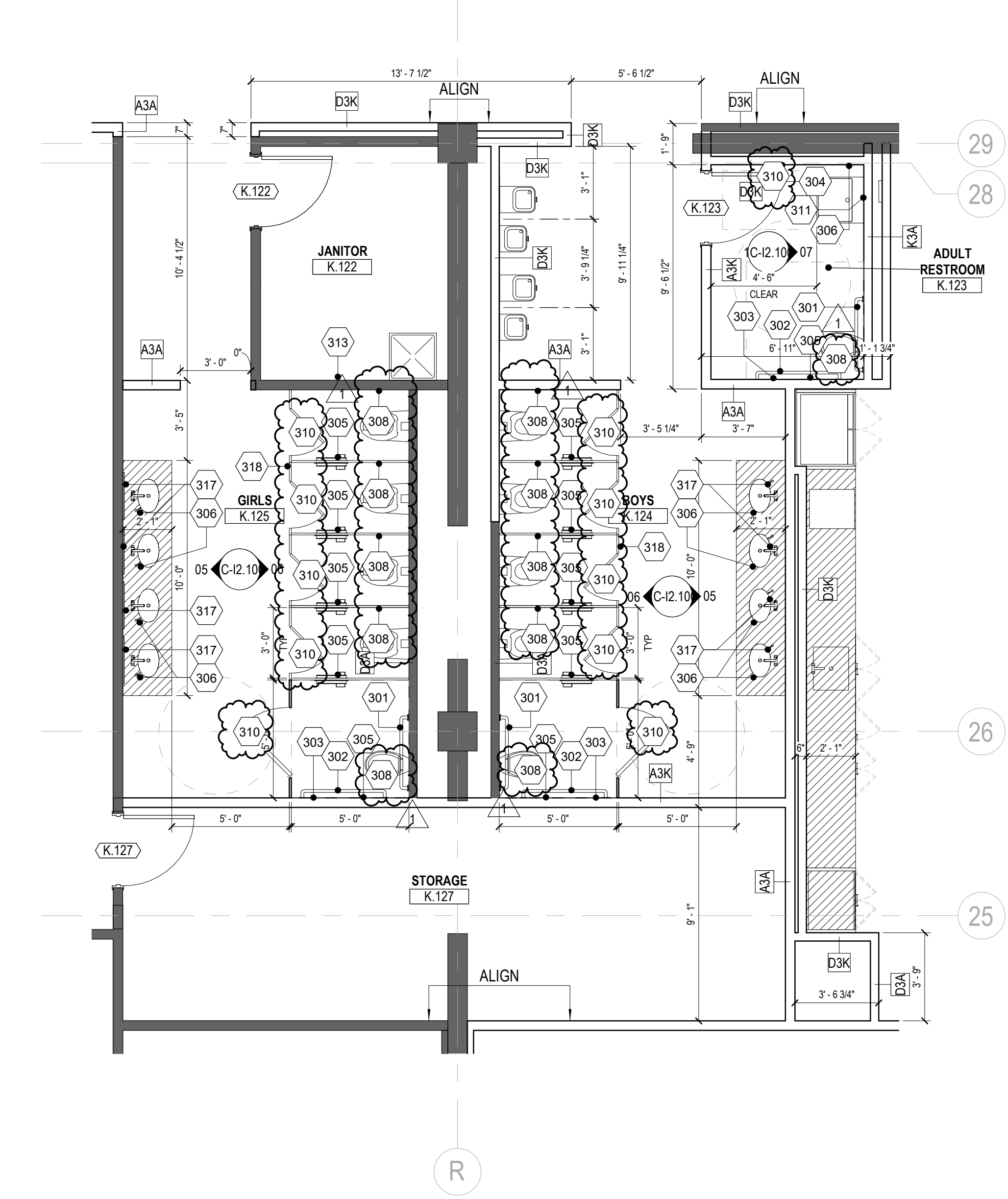
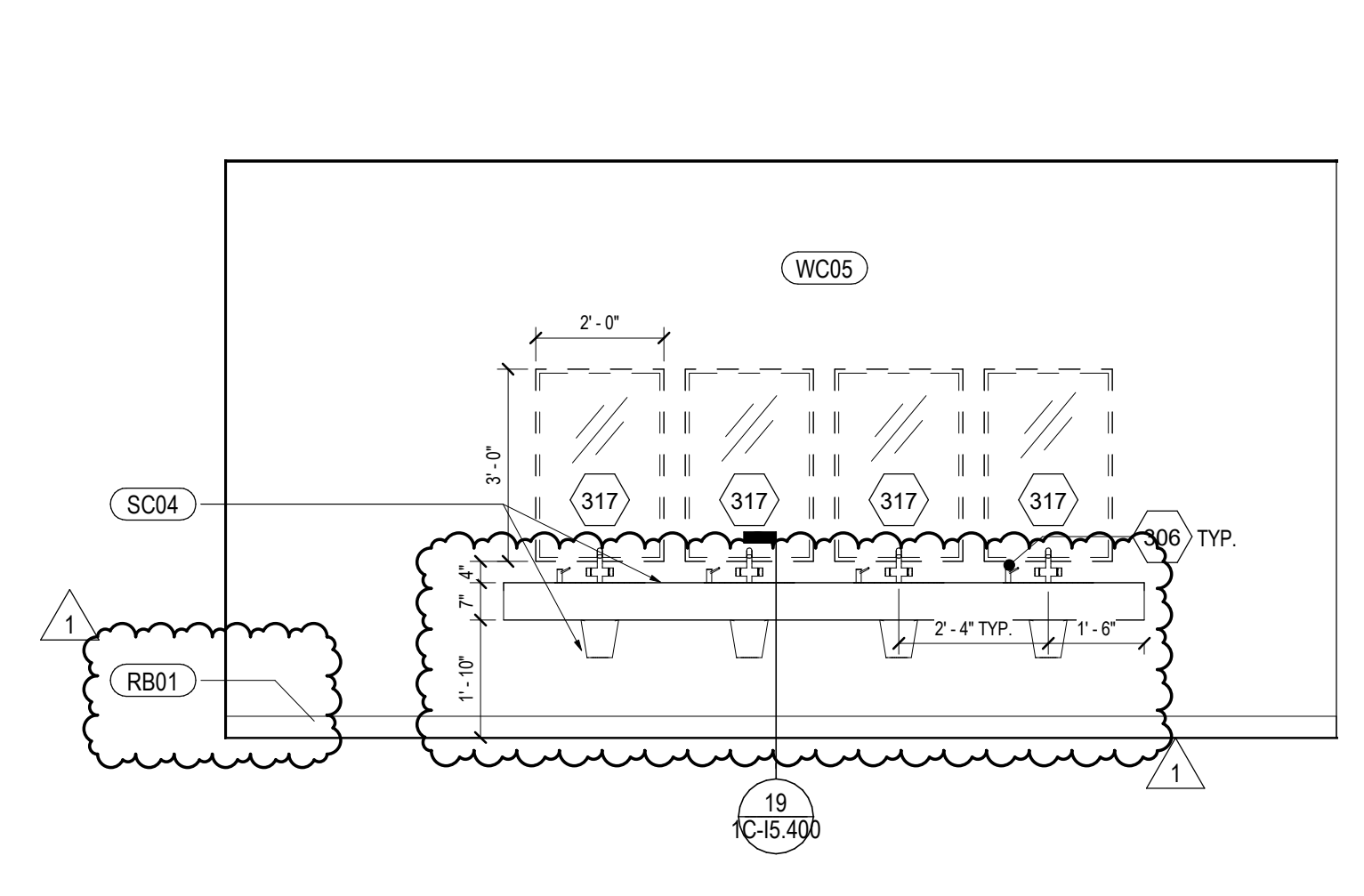
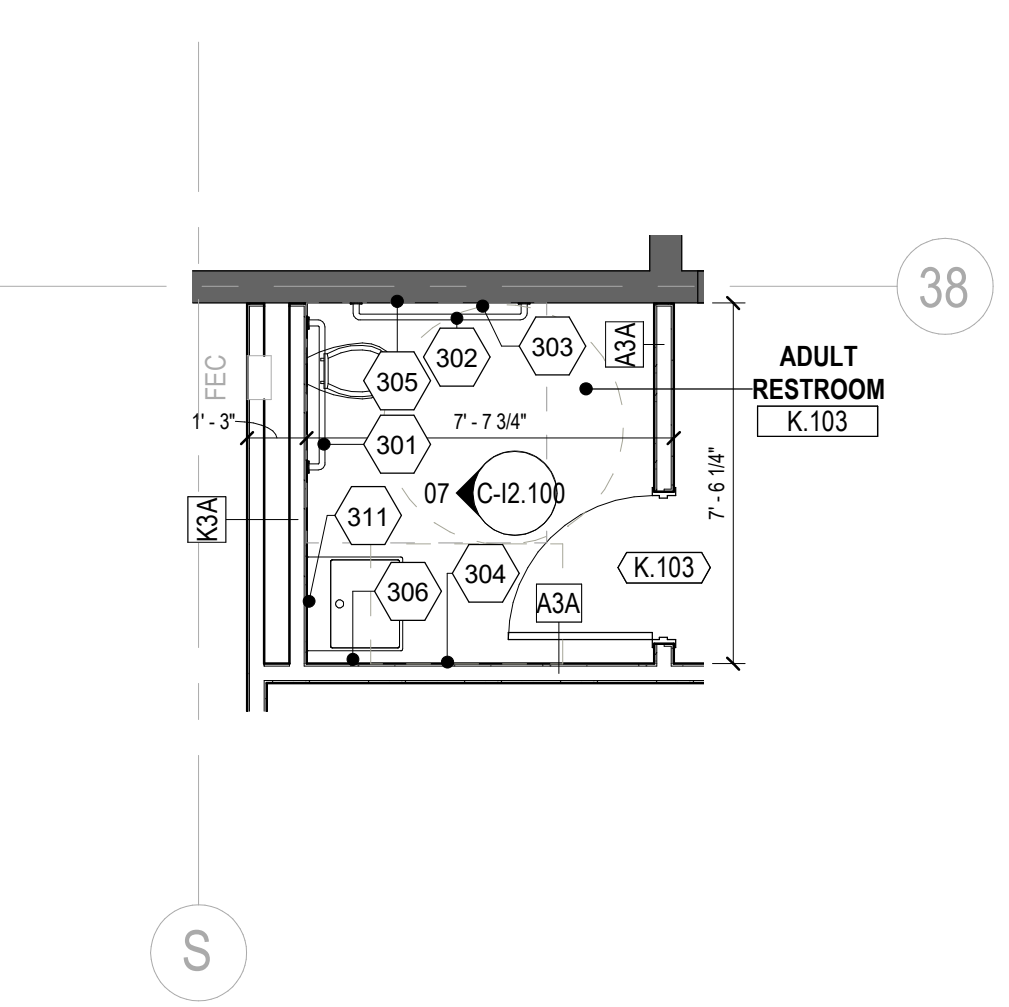
**SHEET NOTES**

01 ARCHED OPENING PAINTED PT07

**GENERAL NOTES**

- ALL SCREENED AREAS INDICATE EXISTING CONSTRUCTION TO REMAIN AND AREAS NOT IN CONTRACT, U.N.O.
- REFER TO THE "G" SHEET SERIES FOR GENERAL PROJECT NOTES, MOUNTING HEIGHTS, GRAPHIC SYMBOLS, AND ABBREVIATIONS APPLICABLE TO THIS PLAN. REFER TO SHEET G0.500 FOR ALL FINISH SPECIFICATIONS.
- REFER TO SHEET I5.300 FOR TRANSITION AND BASE DETAILS.
- ALL WALLS TO BE PAINTED PT01 THROUGHOUT ENTIRE PROJECT SCOPE, U.N.O.
- ALL FLOORING TO BE CP01 WITH BASE RB01 THROUGHOUT PROJECT SCOPE, U.N.O.
- ENSURE SURFACES TO RECEIVE FINISHES ARE CLEAN, TRUE, AND FREE OF IRREGULARITIES. DO NOT PROCEED WITH WORK UNTIL UNSATISFACTORY CONDITIONS HAVE BEEN CORRECTED.
- REPAIR EXISTING SURFACES TO REMAIN AS REQUIRED FOR APPLICATION OF NEW FINISHES.
- ALL VINYL AND/OR RUBBER BASE IS TO BE ROLLED GOODS.
- PROVIDE FINISH PAINT AT ALL WALL AREAS INCLUDING AREAS THAT ARE EXPOSED BEHIND ANY APPLIED MILLWORK, PANELS, CONSTRUCTION, ETC DUE TO REVEALS, JOINTS, END CONDITIONS, ETC, TYP.
- ALL PAINT TO BE LOW V.O.C., U.N.O.
- PREP SLAB AS REQUIRED FOR SPECIFIED FLOOR FINISH. FLOOR FINISH SHALL EXTEND UNDER ALL OPEN CABINETS AND APPLIANCE AREAS.
- WHERE FLOORING TRANSITION OCCURS AT A DOORWAY, CENTER THE FLOORING TRANSITION UNDER THICKNESS OF DOOR.
- NOT ALL FINISHES ON THIS PROJECT MAY BE INDICATED ON THIS PLAN. REFER TO INTERIOR ELEVATIONS FOR ADDITIONAL FINISH INFORMATION.





SHEET NOTES

01 48" PARTIAL HEIGHT PARTITION, TYP.

Steamboat

ALTERRA east west partners

2305 Mt. Werner Circle  
Steamboat Springs, CO 80487

Gensler

1225 17th Street  
Suite 150  
Denver, CO 80202  
United States

14143 Denver West Pkwy  
Suite 300  
Golden, CO  
United States  
Tel 303.595.8586  
Fax 303.825.6823

me  
engineers

14143 Denver West Pkwy  
Suite 300  
Golden, CO  
United States  
Tel 303.421.6655

MARTIN/MARTIN  
ARCHITECTS

12499 West Colfax Ave.  
Lakewood, CO 80215  
United States  
Tel 303.431.6100

02 KVC RESTROOMS - ENLARGED CONSTRUCTION PLAN  
SCALE: 1/4" = 1'-0"

GENERAL NOTES

Date

Description

2021.06.04

BP4C - KVC INTERIORS - ISSUE FOR PERMIT AND CONSTRUCTION

2021.07.30

BP4C - KVC INTERIORS - BULLETIN 01

Reviewed for Code Compliance

09/02/2021

Project Name

Steamboat Base Village Redevelopment

Project Number

003.7835.000

Description

ENLARGED PLANS - RESTROOMS

Scale

As indicated

Seal / Signature

STATE OF COLORADO

NOTARIES PUBLIC

203617

08.06.2021

Reviewed for Code Compliance

09/02/2021

04 KVC RESTROOMS - ENLARGED FINISH PLAN  
SCALE: 1/4" = 1'-0"

09 K.103 ADULT RESTROOM ENLARGED PLAN  
SCALE: 1/4" = 1'-0"

10 TODDLERS / TWOS K110 ENLARGED RESTROOMS  
SCALE: 1/4" = 1'-0"

11 TODDLERS / TWOS K110 RESTROOMS ENLARGED FINISH PLAN  
SCALE: 1/4" = 1'-0"

12 PALS / MAVS K.117 RESTROOMS ENLARGED FINISH PLAN  
SCALE: 1/4" = 1'-0"

05 KVC RESTROOM - SINK WALL  
SCALE: 3/8" = 1'-0"

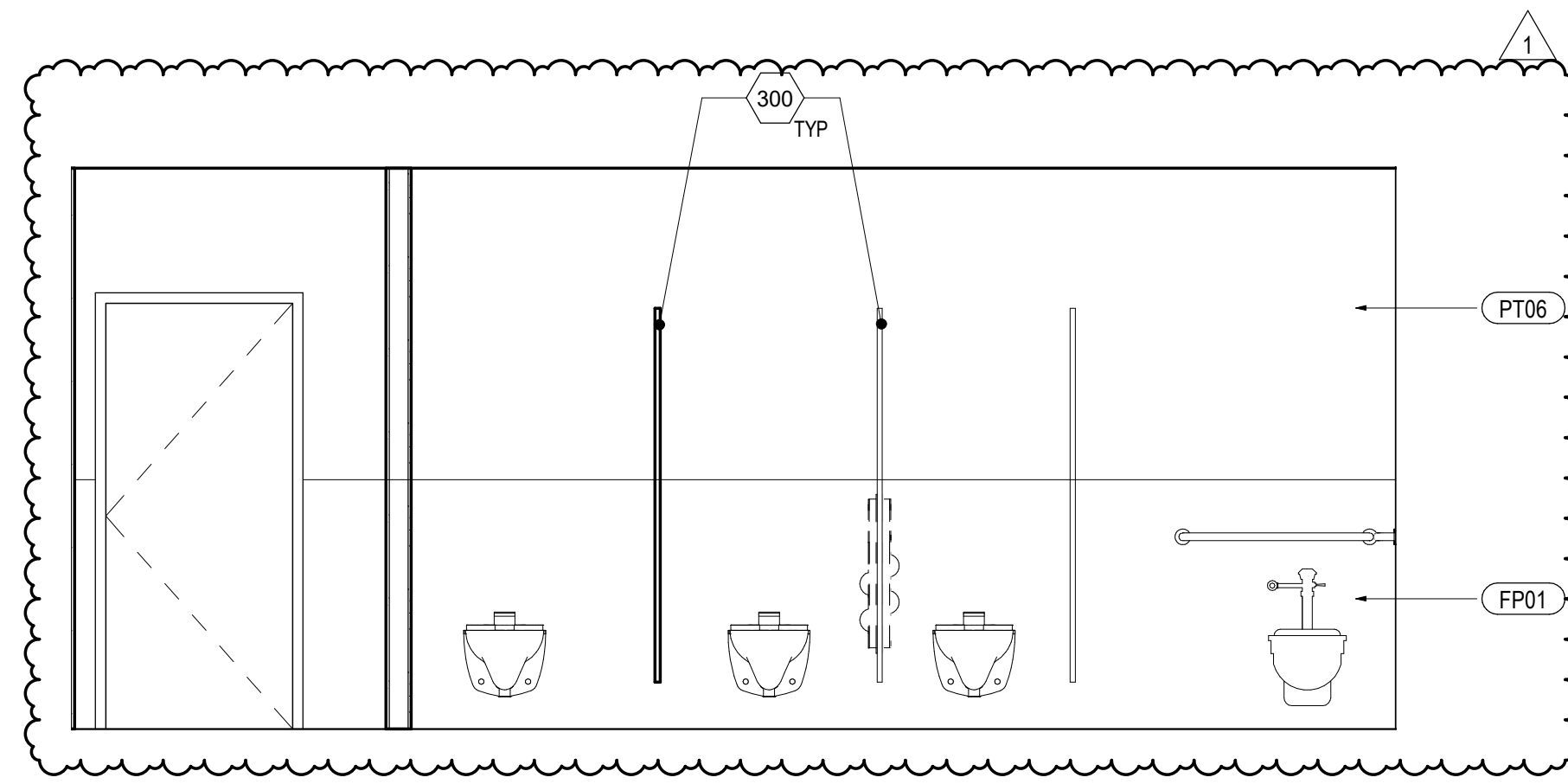
06 KVC RESTROOM - TOILET WALL  
SCALE: 3/8" = 1'-0"

07 K.123 RESTROOM - EAST  
SCALE: 3/8" = 1'-0"

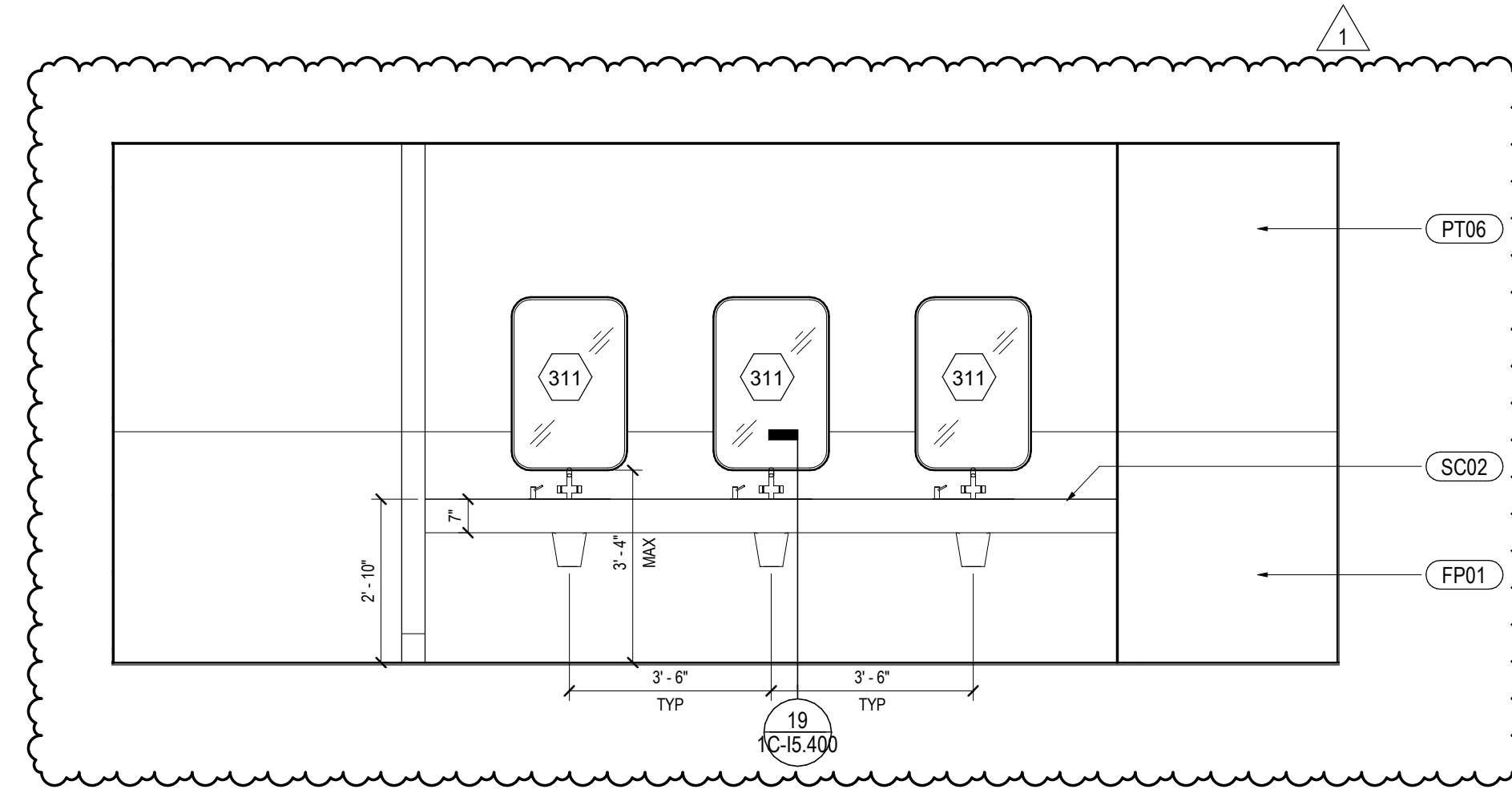
08 PALS / MAVS K.117 ENLARGED RESTROOMS  
SCALE: 1/4" = 1'-0"

1C-I2.100  
© 2021 Gensler

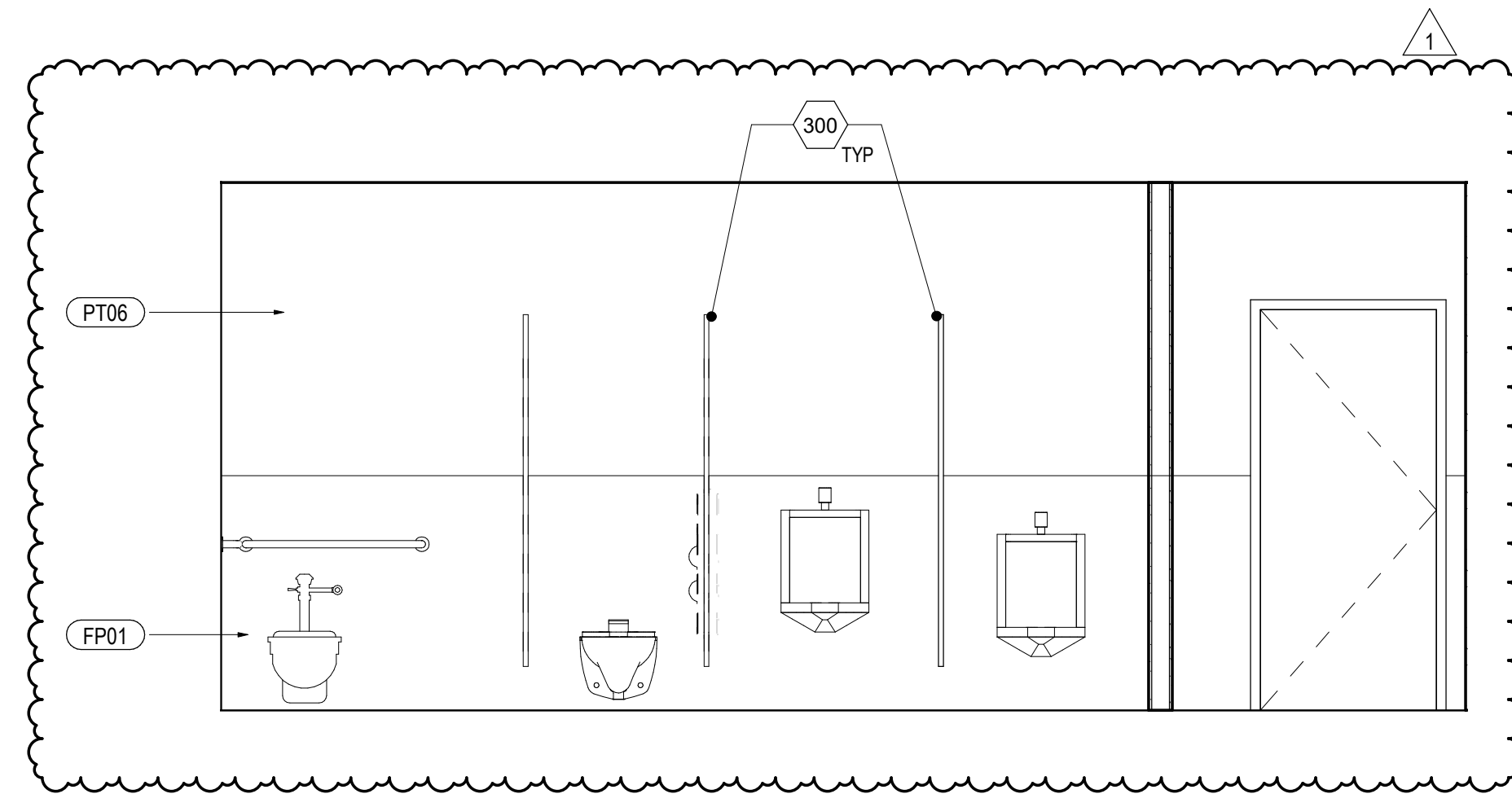




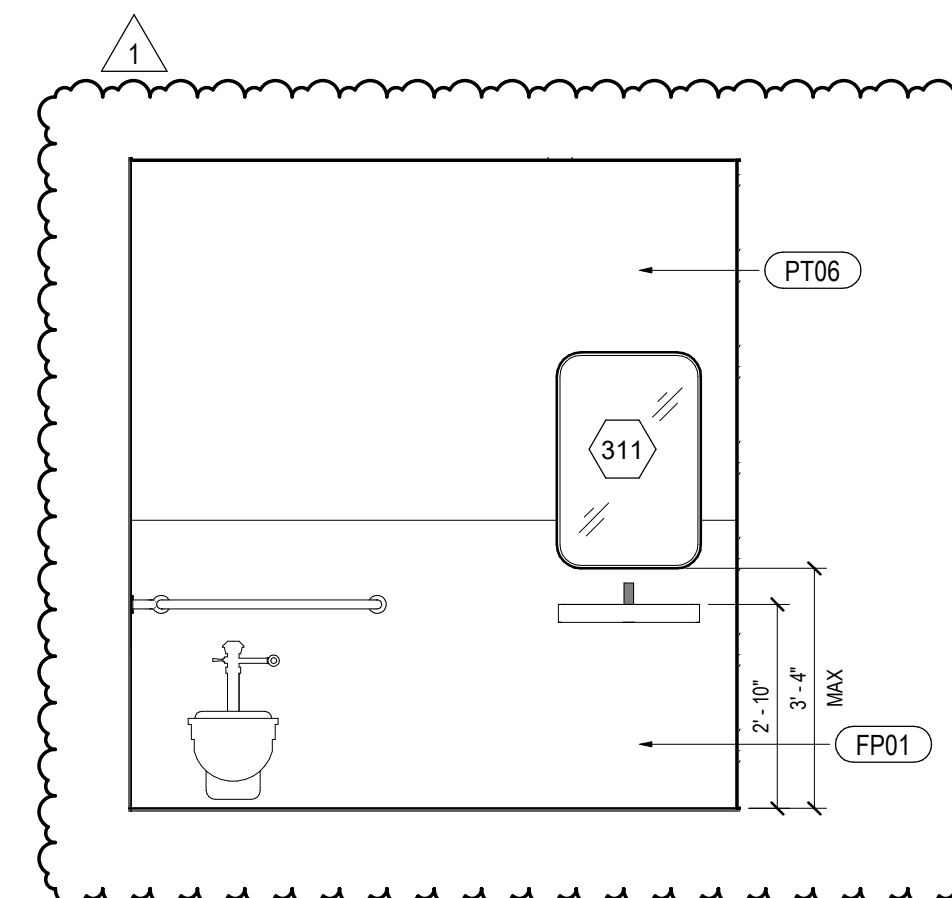
**05** K.169 WOMENS RESTROOM - NORTH  
SCALE: 3/8" = 1'-0"



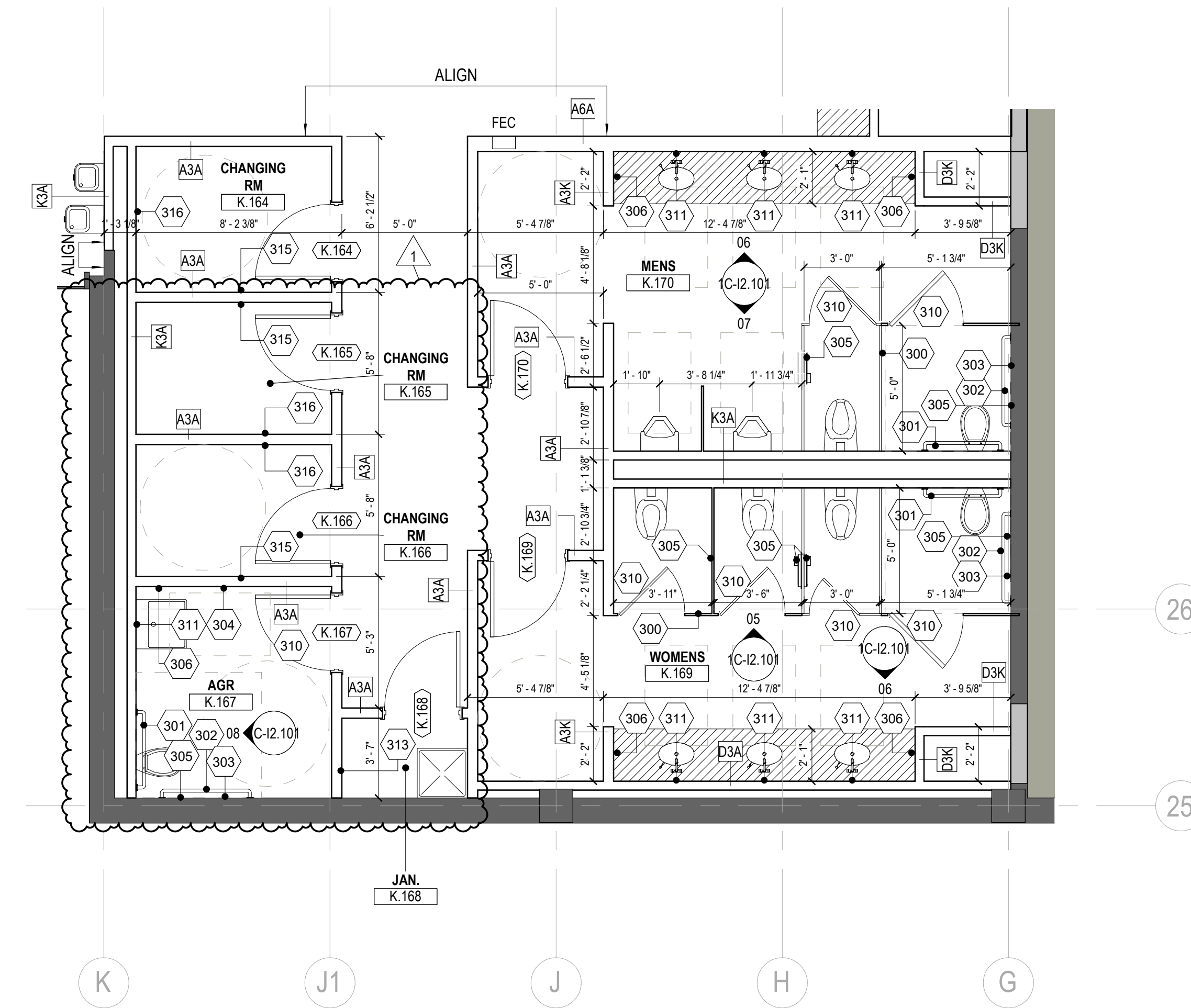
**06** K.170 MENS RESTROOM - NORTH  
SCALE: 3/8" = 1'-0"



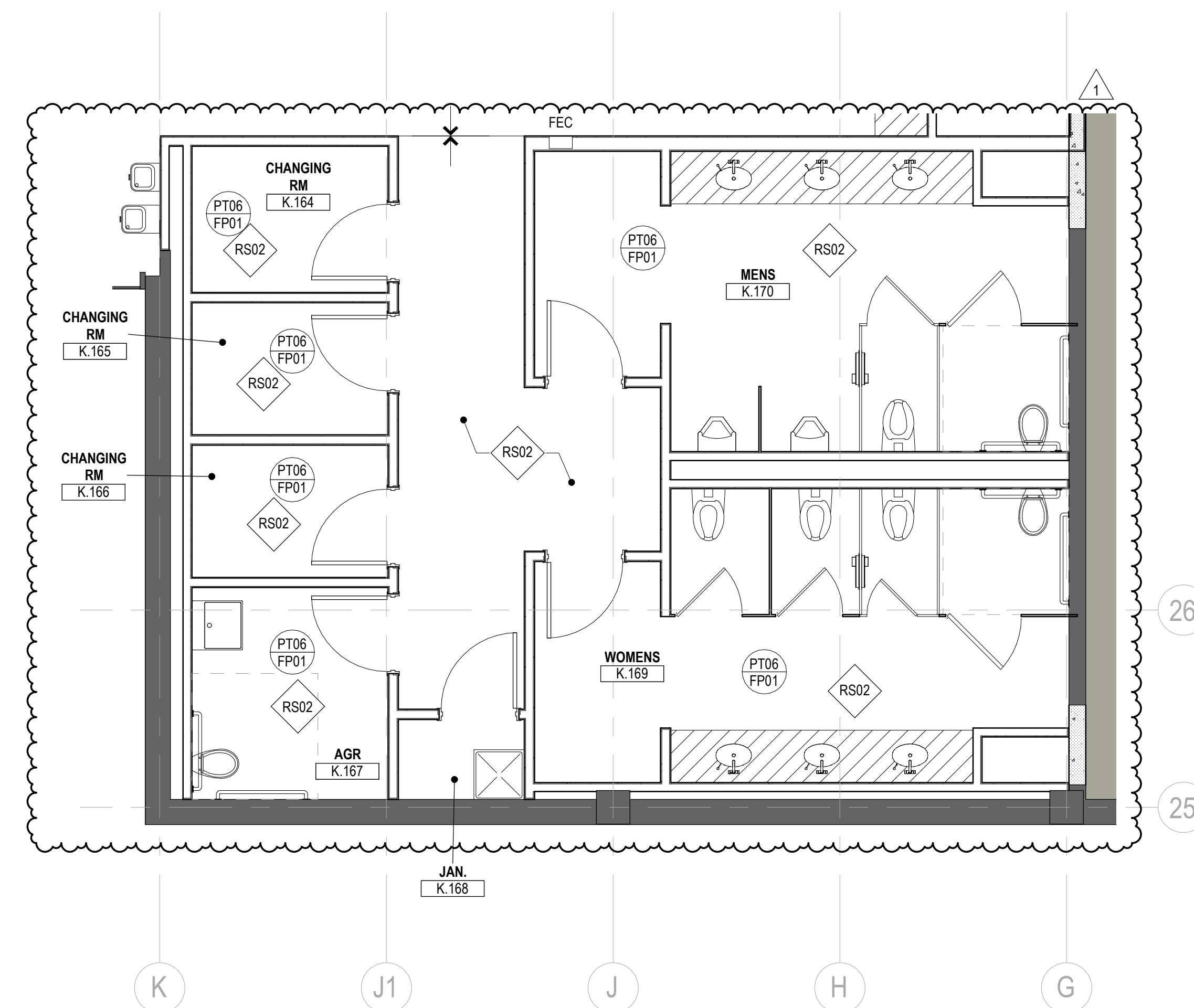
**07** K.170 MENS RESTROOM - SOUTH  
SCALE: 3/8" = 1'-0"



**08** K.167 AGR - WEST  
SCALE: 3/8" = 1'-0"



**02** LOCKER RESTROOMS - ENLARGED CONSTRUCTION PLAN  
SCALE: 1/4" = 1'-0"



**04** LOCKER RESTROOMS - ENLARGED FINISH PLAN  
SCALE: 1/4" = 1'-0"

Date	Description
2021.06.04	BP4C - KVC INTERIORS - ISSUE FOR PERMIT AND CONSTRUCTION
2021.07.30	BP4C - KVC INTERIORS - BULLETIN 01

Reviewed for  
Code Compliance

09/02/2021

Seal / Signature

STATE OF COLORADO  
NOTARIES PUBLIC  
203617  
08.06.2021  
J. C. AM  
REGISTERED ARCHITECT

Project Name

Steamboat Base Village  
Redevelopment

Project Number

003.7835.000

Description

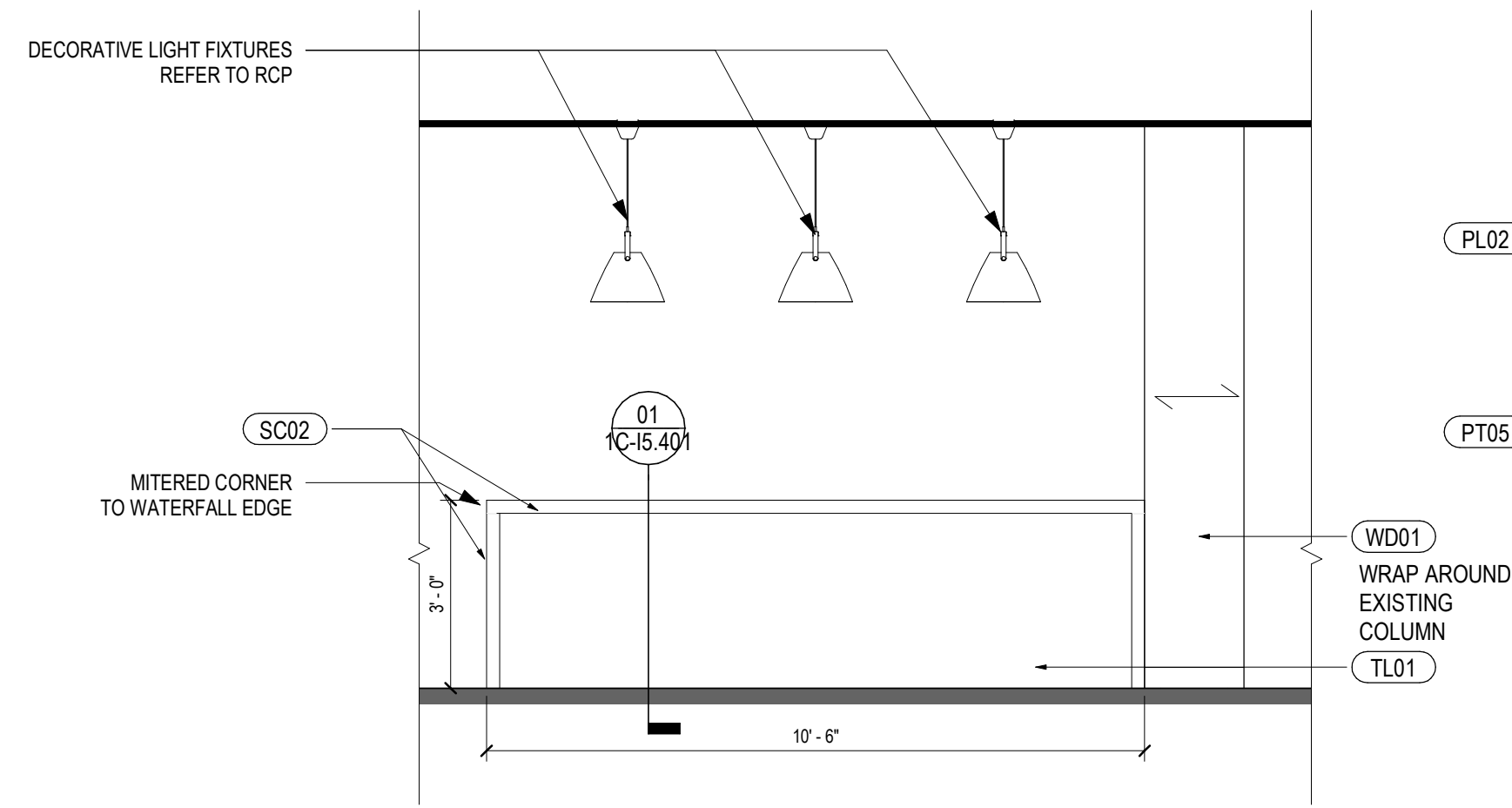
ENLARGED PLANS - RESTROOMS

Scale

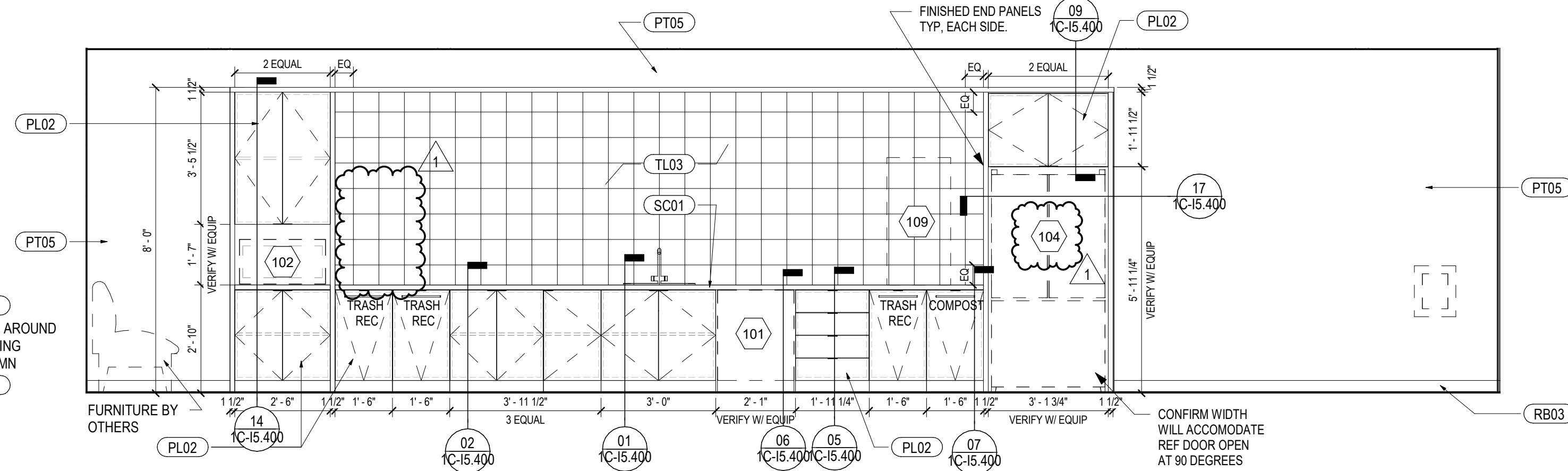
As indicated

**1C-I2.101**

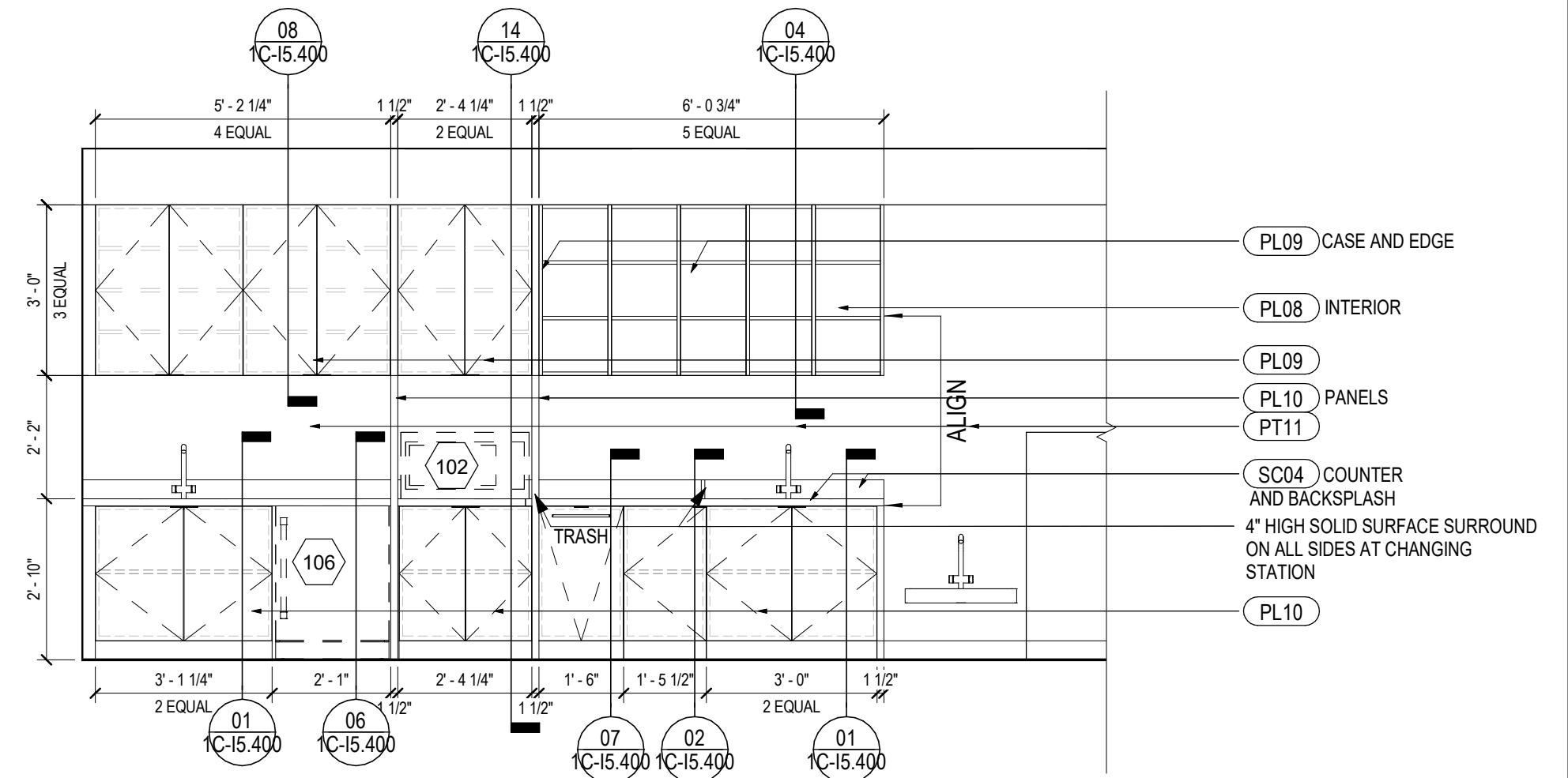




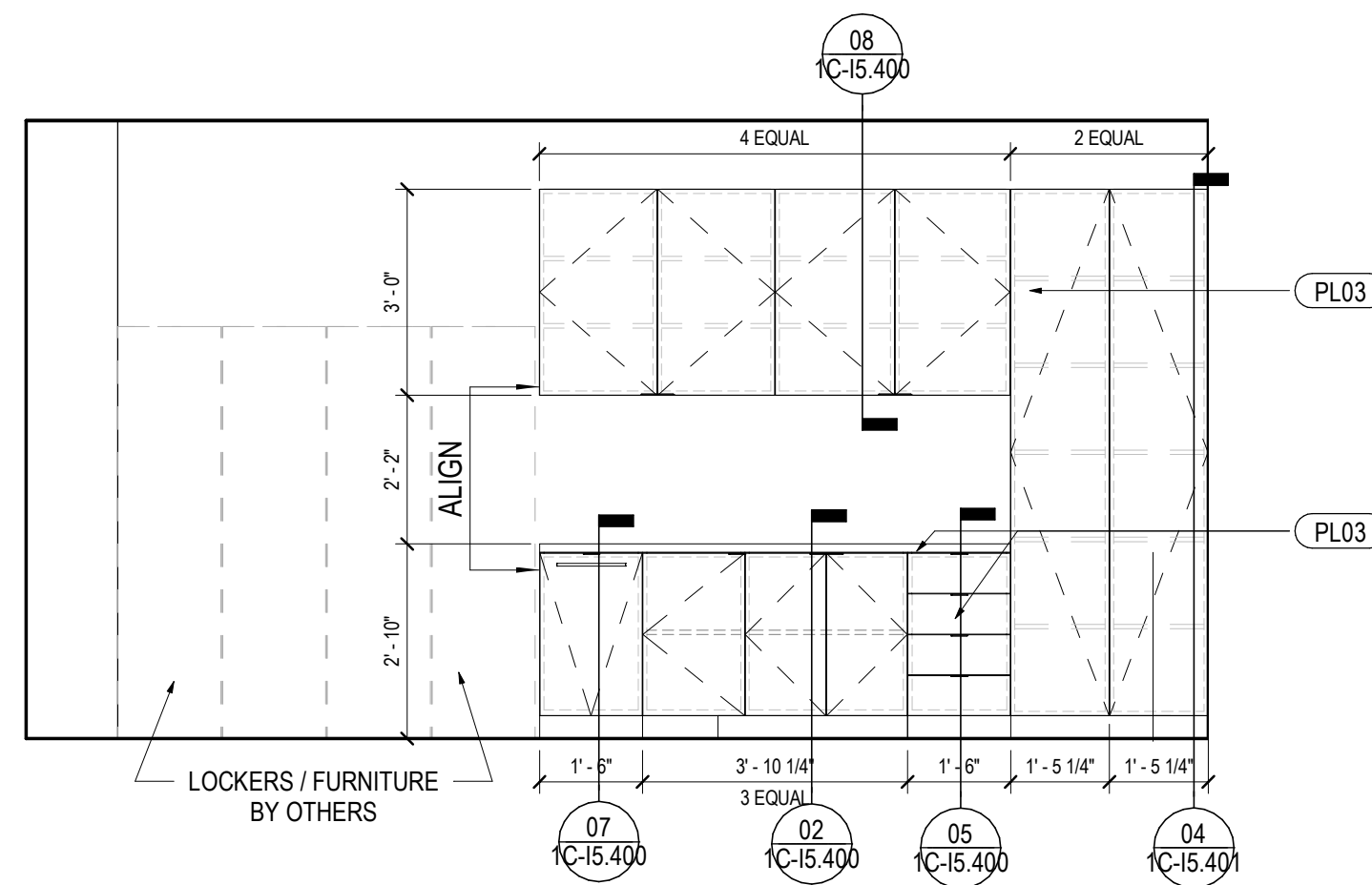
10 K.161 LOUNGE BREAK ISLAND  
SCALE: 3/8" = 1'-0"



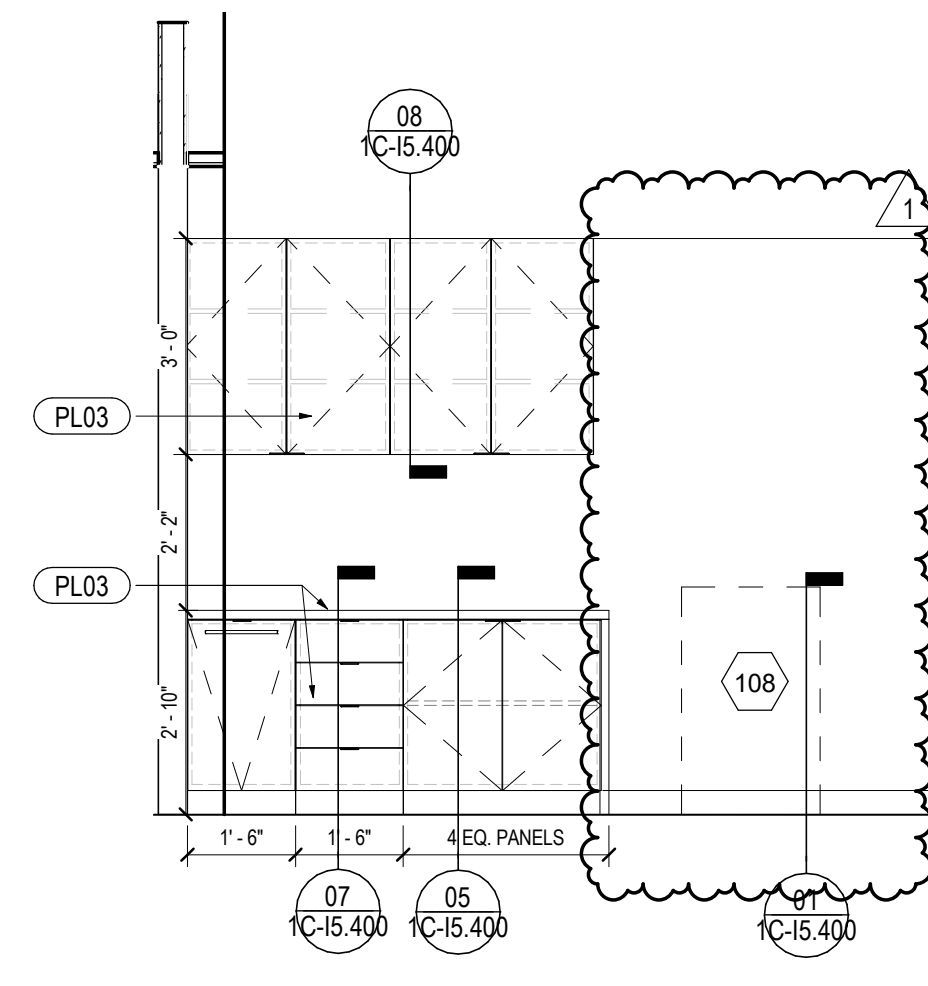
05 K.161 LOUNGE BREAK ROOM MILLWORK  
SCALE: 3/8" = 1'-0"



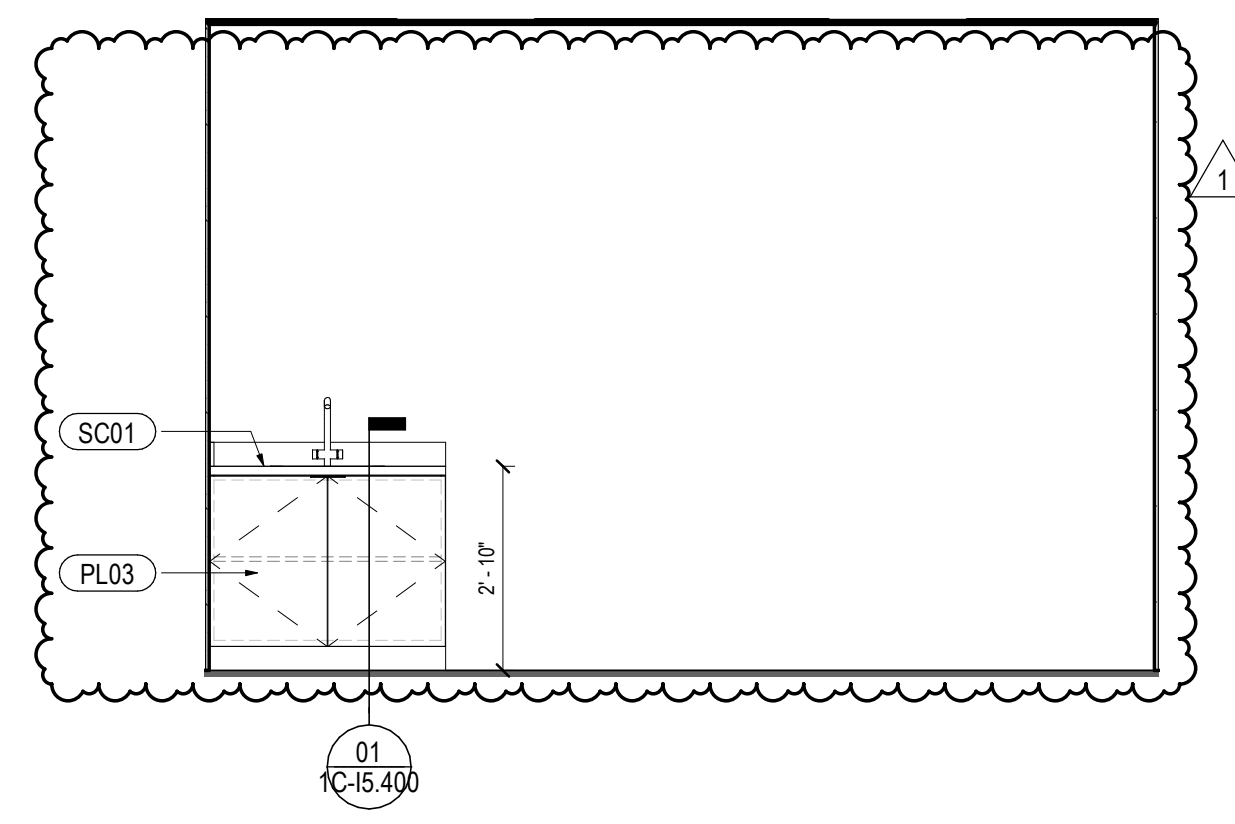
01 K.104 TODDLER - SOUTH  
SCALE: 3/8" = 1'-0"



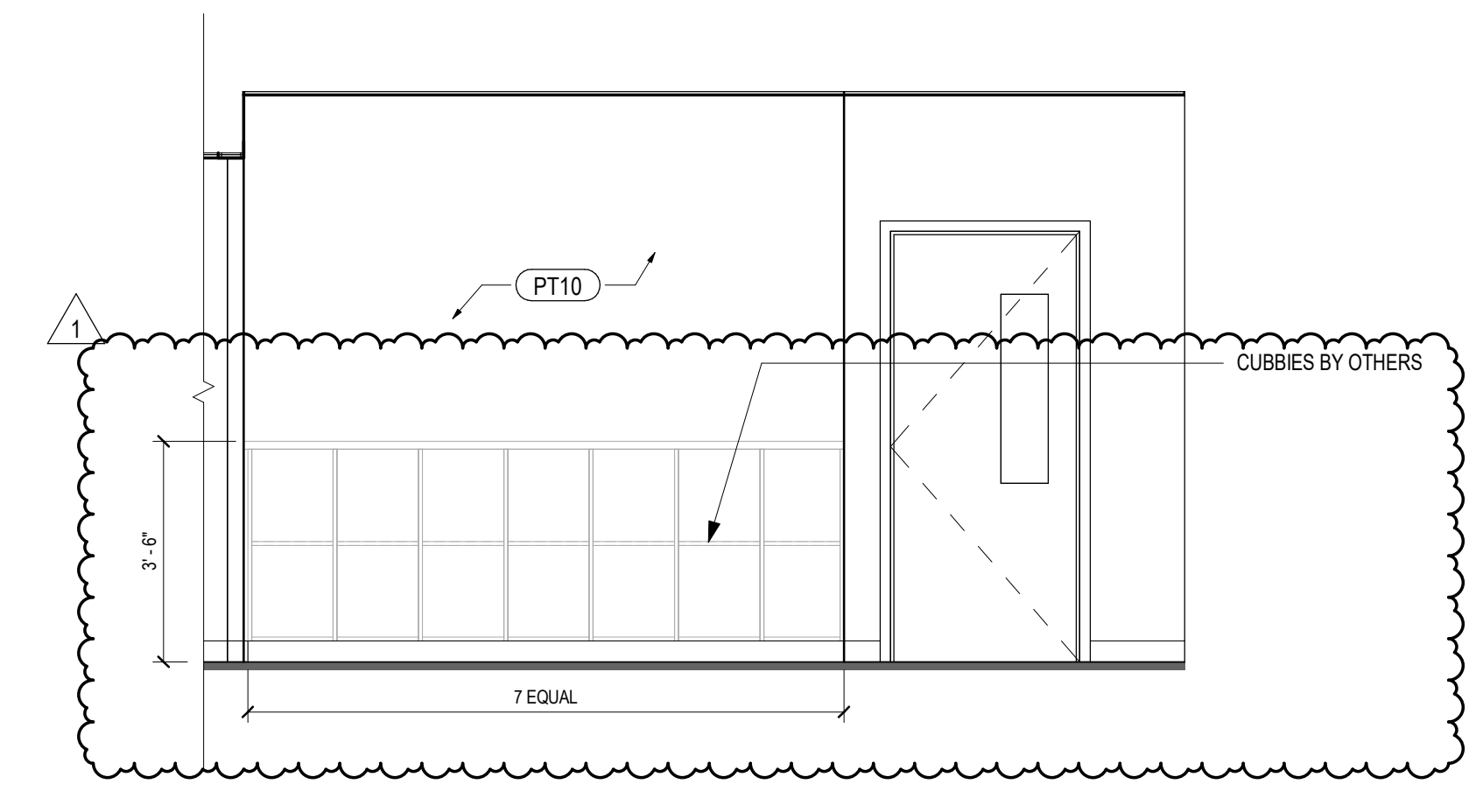
11 K.120 WORKPLACE  
SCALE: 3/8" = 1'-0"



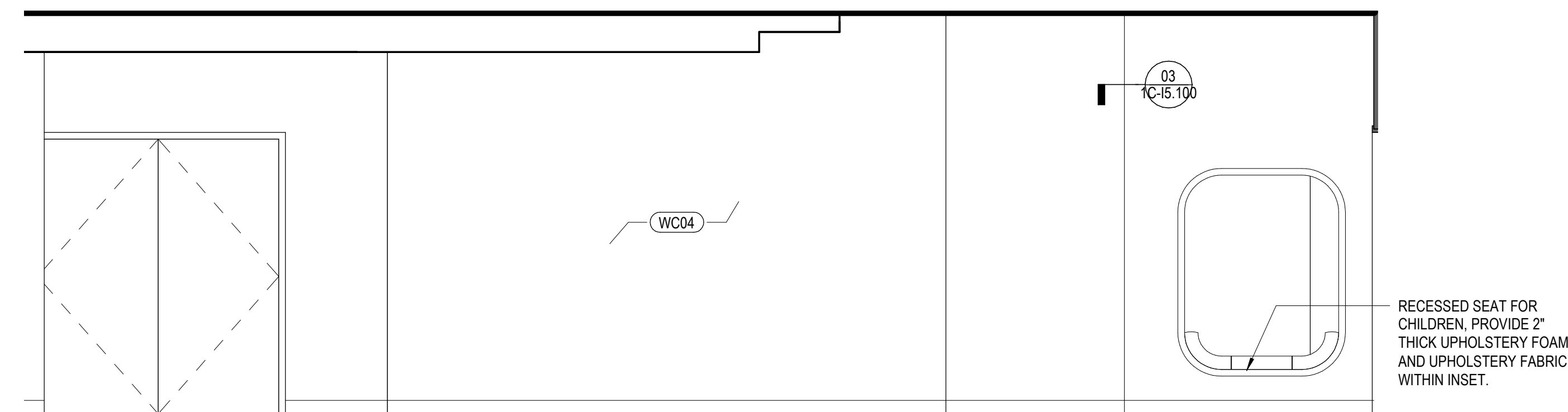
08 K.155 PRINT / COPY  
SCALE: 3/8" = 1'-0"



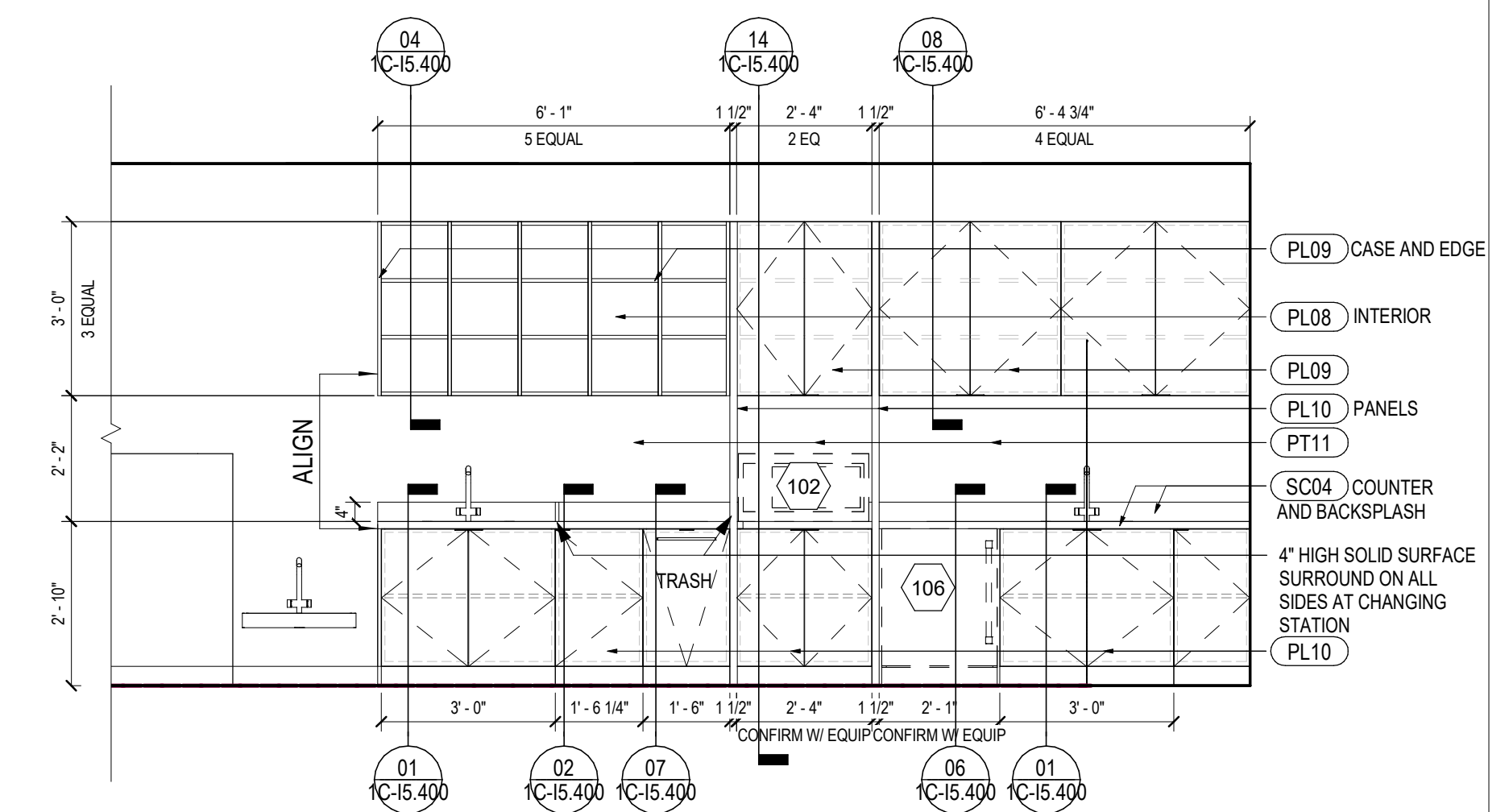
06 K.116 LAUNDRY  
SCALE: 3/8" = 1'-0"




02 K.104 TODDLER - WEST ELEV  
SCALE: 3/8" = 1'-0"



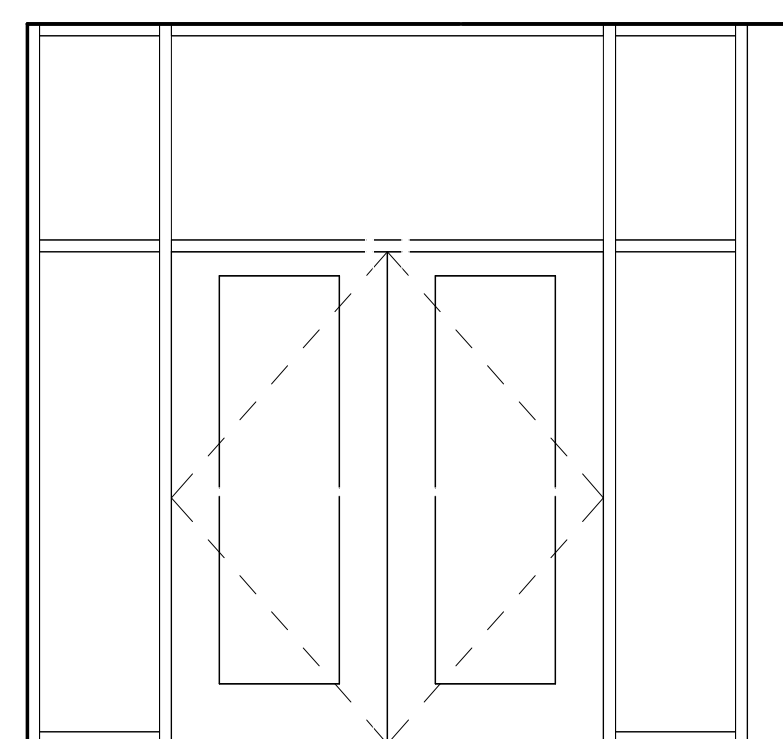
12 K.102 CHECK-IN - SUNDANCE ROOM ENTRY  
SCALE: 3/8" = 1'-0"



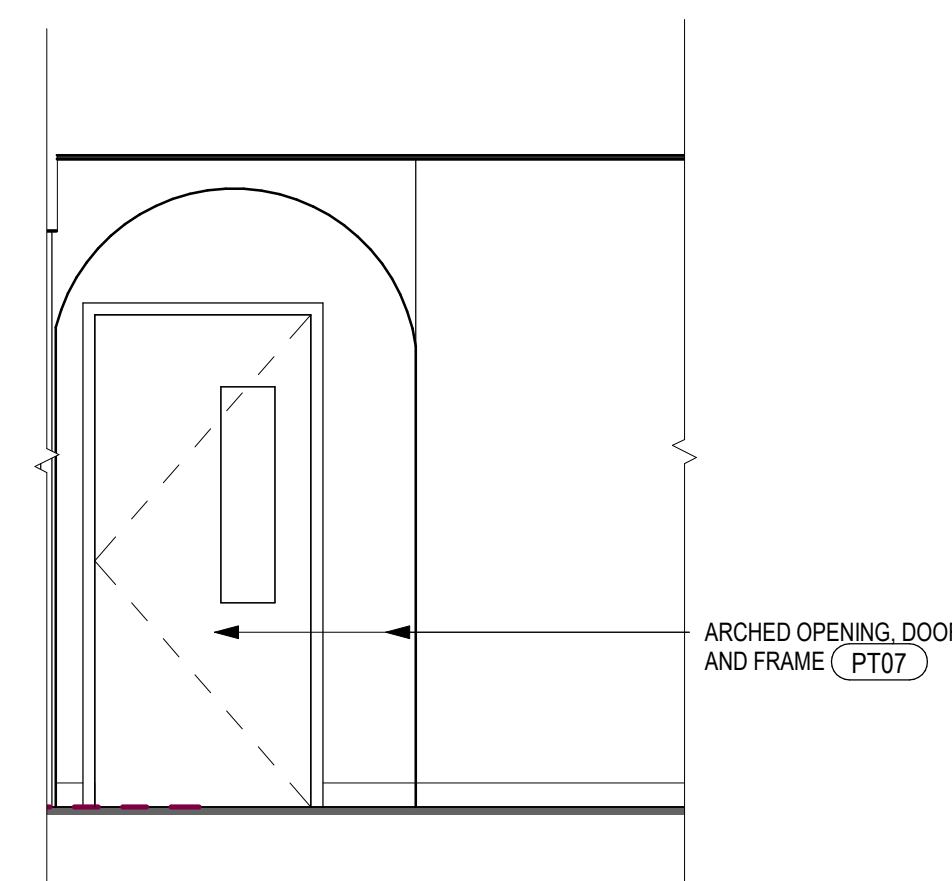
03 K.110 TWOS - NORTH  
SCALE: 3/8" = 1'-0"



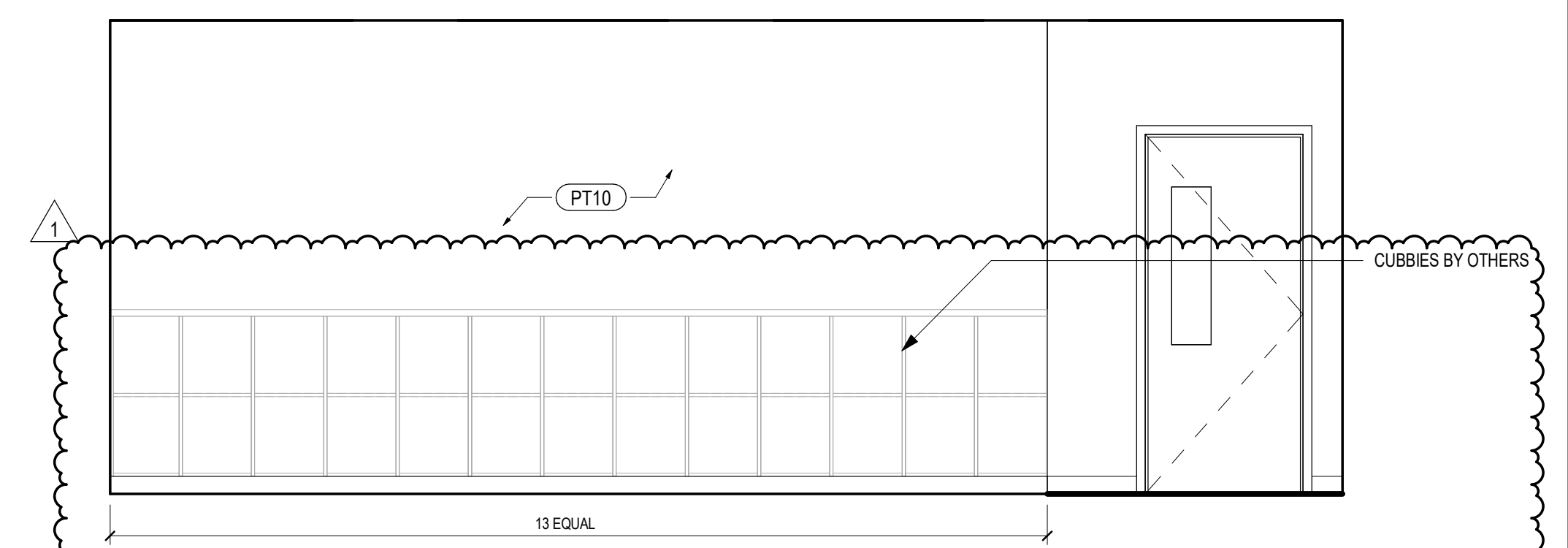
13 K.113 VESTIBULE ENTRY  
SCALE: 3/8" = 1'-0"



09 K.102 - VESTIBULE ENTRY  
SCALE: 3/8" = 1'-0"



07 TYPICAL CLASSROOM ENTRY DOOR ELEV  
SCALE: 3/8" = 1'-0"



04 K.110 TWOS - SOUTH  
SCALE: 3/8" = 1'-0"



Date	Description
2021.06.04	BP4C - KVC INTERIORS - ISSUE FOR PERMIT AND CONSTRUCTION
2021.07.30	BP4C - KVC INTERIORS - BULLETIN 01

Reviewed for  
Code Compliance

09/02/2021

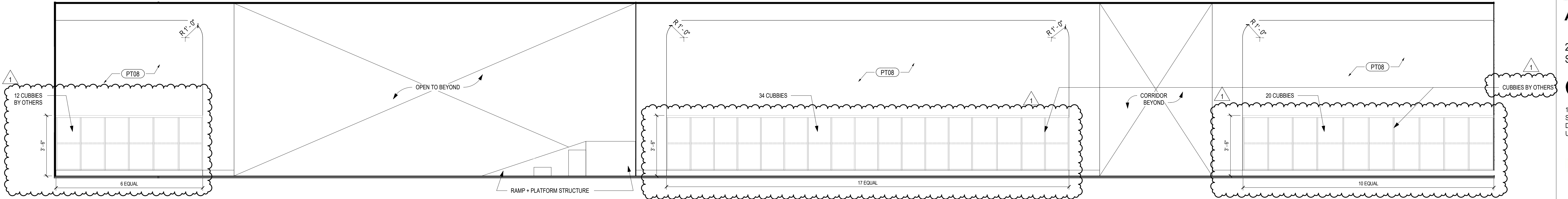
Seal / Signature



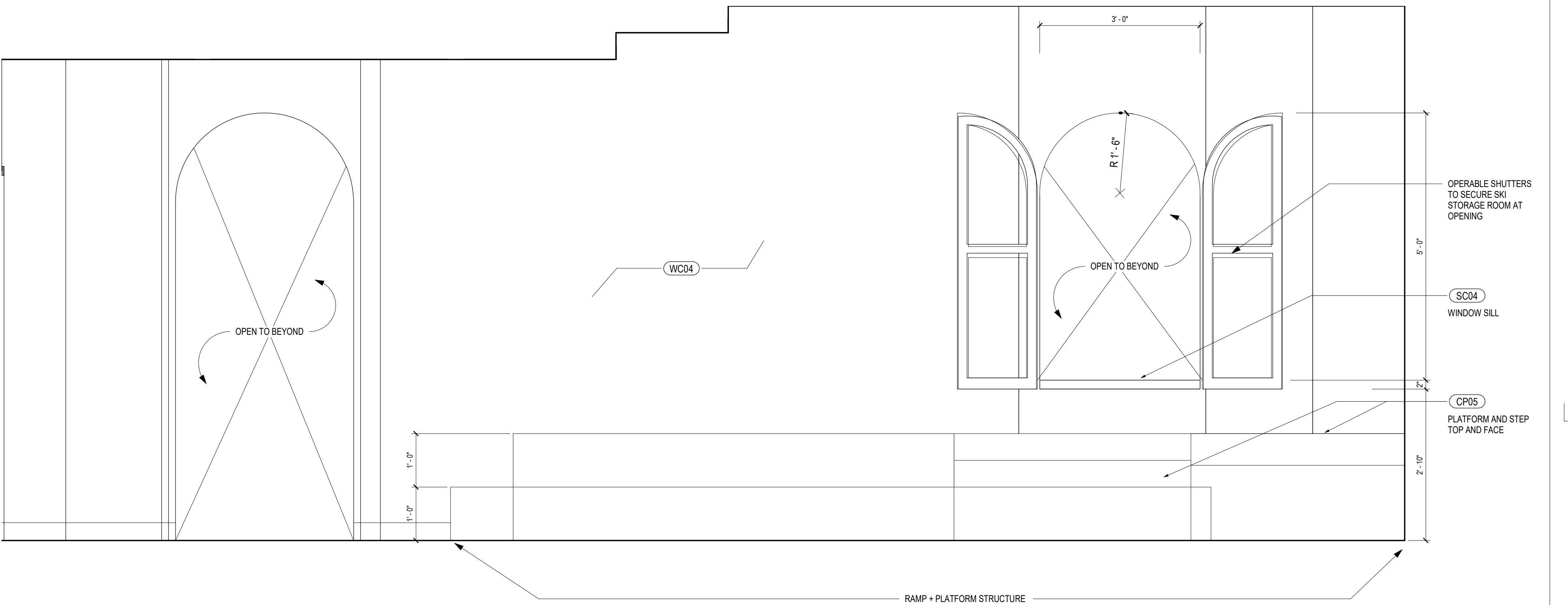
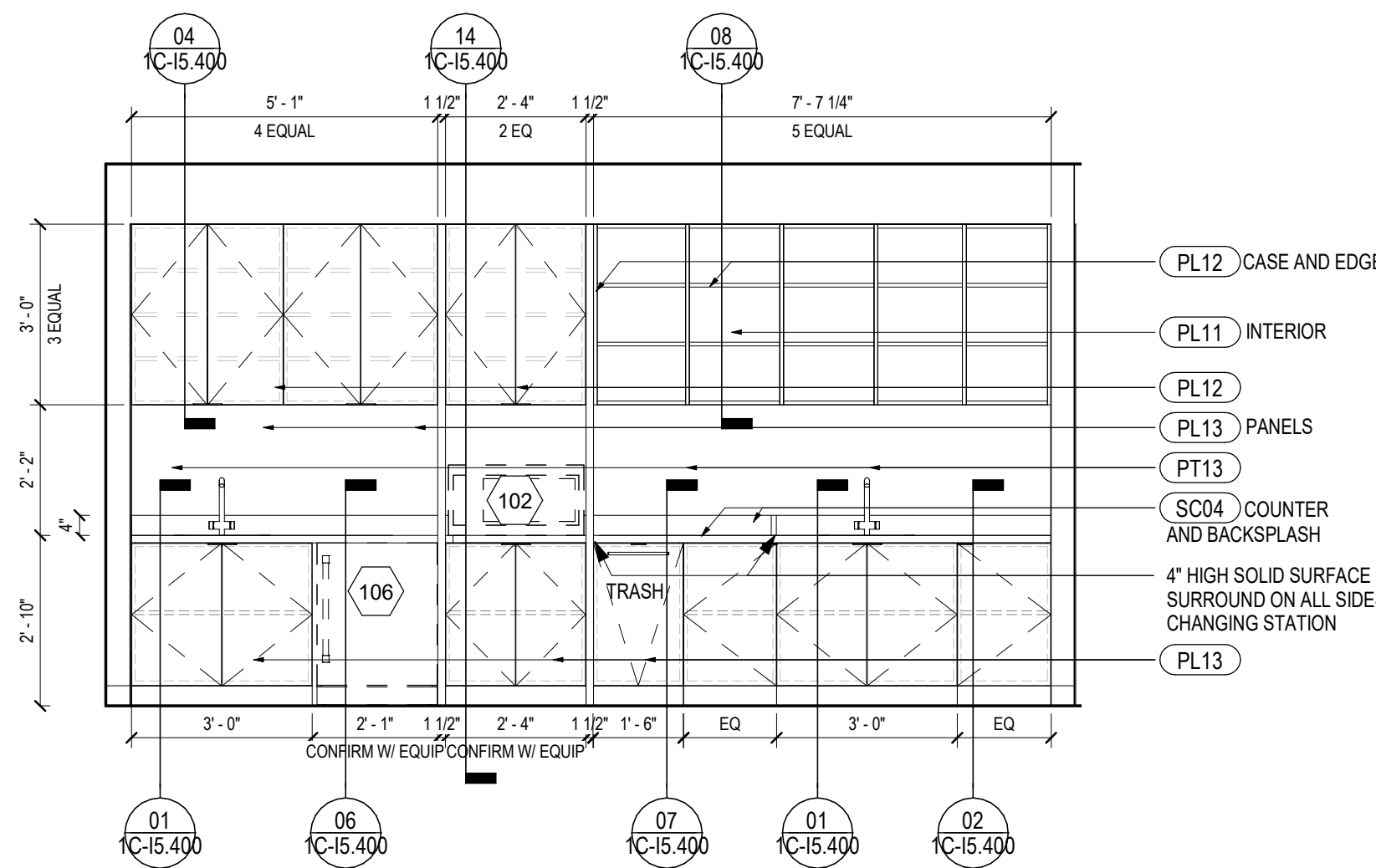
Project Name  
Steamboat Base Village  
Redevelopment  
Project Number  
003.7835.000  
Description  
INTERIOR ELEVATIONS

Scale  
As indicated

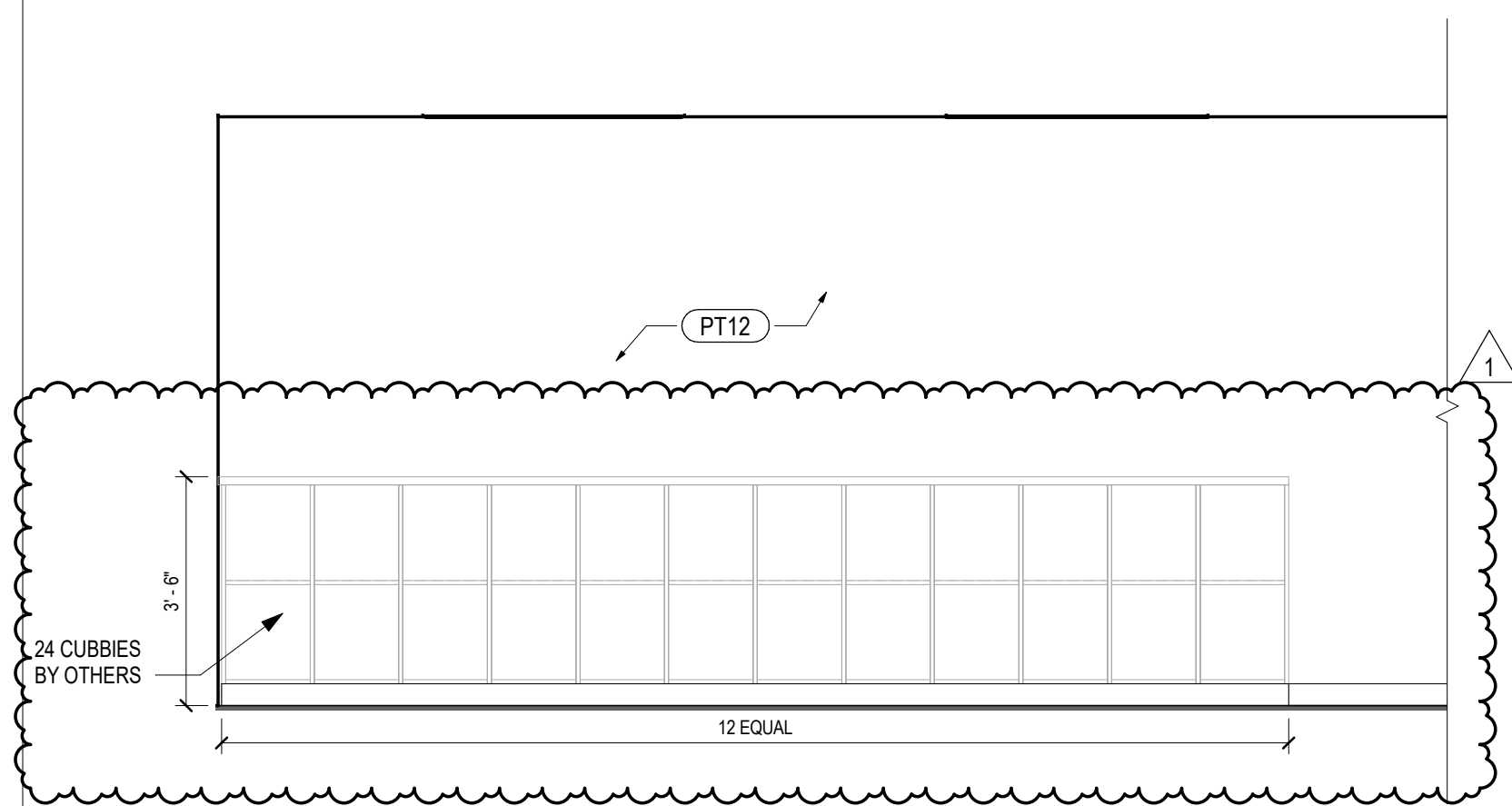
1C-I3.101



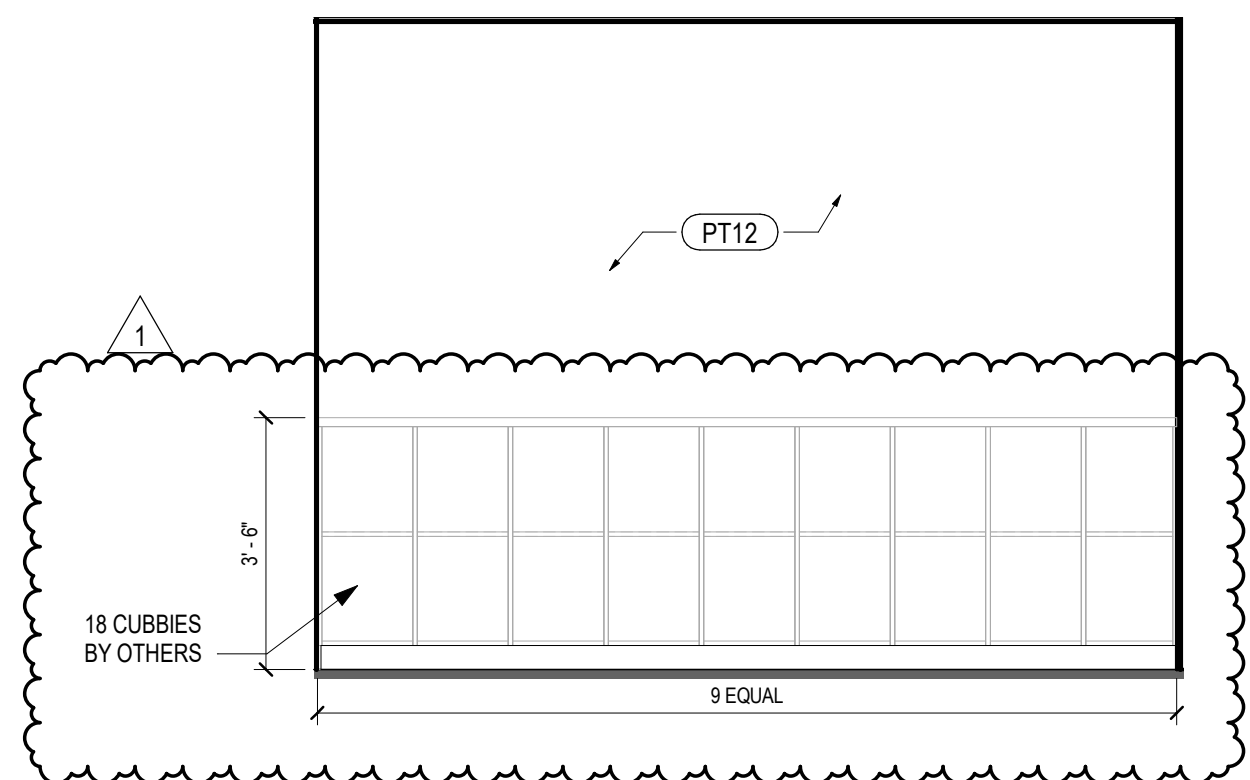
01 K.113 SUNDANCE CUBBIES ELEVATION NORTH  
SCALE: 3/8" = 1'-0"



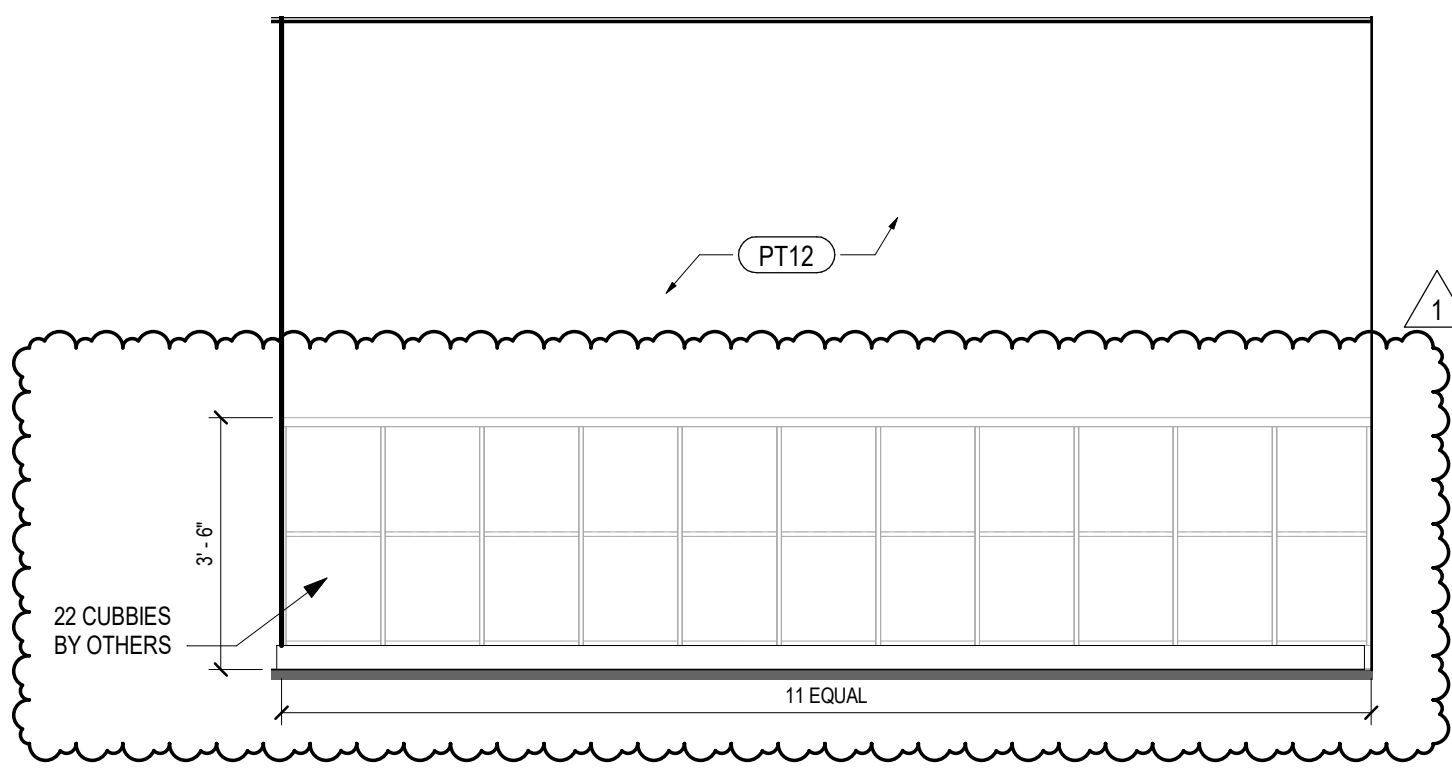
02 K.113 SUNDANCE ROOM ELEVATION - EAST  
SCALE: 3/4" = 1'-0"



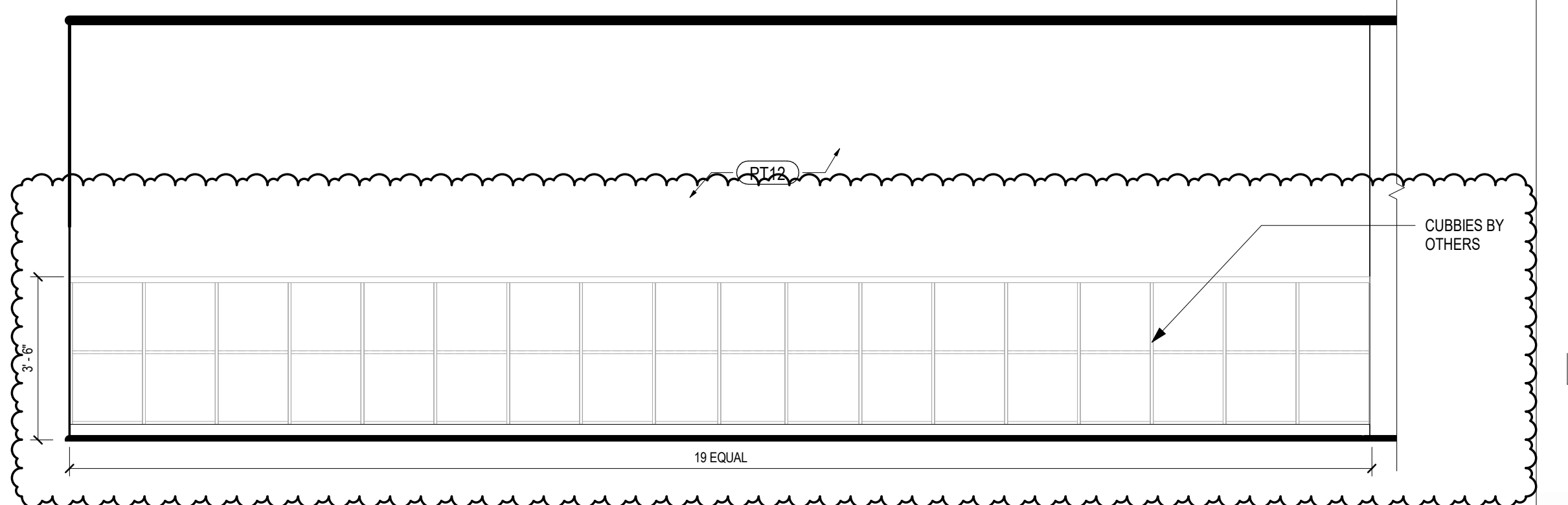
07 K.117 PALS / MAVS EAST ELEV AT CUBBIES  
SCALE: 3/8" = 1'-0"



06 K.117 PALS / MAVS - NW ELEV AT CUBBIES  
SCALE: 3/8" = 1'-0"



05 K.117 PALS / MAVS - SW ELEV AT CUBBIES  
SCALE: 3/8" = 1'-0"



03 K.117 PALS / MAVS SOUTH ELEV AT CUBBIES  
SCALE: 3/8" = 1'-0"



