S1, F1, F2

ASP534 LED

655-3526

1/11

Description
IP55. LED post top luminaire with polycarbonate lens. LED board can be easily removed to upgrade. Integrated heat sinks. Easy removal and replacement of LED board. CAD-optimized OLC® PMMA lens for mult-layer illumination and superior glare control. Optional 2200 K version available. To be specified at time of ordering.

Beam Type	[R65] Type IV Medium
Light Source	LED-24/48W / 700 mA - 3000 K
CRI	80
Gear Type	electronic gear

Nominal Luminous Flux (lm)

LED Lumens	246 lm
LEDs	24
Total Lumens	5903 lm
Tj	85 °C

Delivered Lumens Flux (lm)

LED Lumens	190.8 lm
Total Lumens	4578.9 lm
Ta	25 °C

Rated Input Power	55 W

S1, F1, F2

ASP534 LED

655-3526

2/11

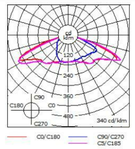

Material Specification

Body:	Marine-grade die-cast aluminium alloy
Weight (lbs):	11.40
Lens:	Polycarbonate main lens
Colours:	RAL9004 Black RAL9007 Grey Metallic RAL9016 White RAL8019 Dark Bronze
ETL	ETL, UL-1598 equivalent, CSA-C22.2#250.0. Suitable for Wet Locations.
Gasket:	Silicone rubber gasket
Fasteners:	PCS Polymer Coated Stainless Steel hardware
Ingress protection:	IP55
Impact protection:	IK10
Corrosion protection:	5CE
Mounting:	Luminaire requires a mounting bracket for mounting to wall or pole. Refer to mounting accessories for wall bracket and luminaire assembly brackets
Listings:	ETL listed. Suitable for wet locations.
Windage (EPA):	0.0898 m²

Electrical Specification

Power supply:	Integral [ECG] electronic driver 120V-277V. 0-10V dimmable, to be specified with order.
Power factor:	> 0.9
Driver / Ballast:	Integral EC electronic converter

Lifetime
Ta=25°/40° L90B10 > 90000h

BUG Rating:

F8

FLC230 LED COLOR CHANGER

139-1929 (previous product code: 667-3427 for reference only!)

1/23

Description
RGBW/RGBA Color Changer. IP66, Class I. IK07. Marine-grade, die-cast aluminum alloy. 5CE superior corrosion protection including PCS hardware. Silicone CCG® Controlled Compression Gasket. Safety glass lens. Two cable glands; one for power, one for DMX. Integral driver thermally separated. CAD-optimized optics for superior illumination and glare control. OLC® One LED Concept. Factory-installed LED circuit board with WE-EF Color Boost Technology. With Color Boost the targeted and selective control of individual channels or colors means that a higher power of the LEDs can be accessed than in total when all colors are simultaneously operated. The light output is thus maximized by targeted control of individual channels/colors. DMX interface. For the M20 cable gland for network- and DMX-connection, WE-EF recommends a multi-core cable for DMX and power, "Power PUR-SR 3x1,5 + DMX". Specify product with 7 Digit product code – Finish Color. (Other accessories, such as mounting, optical, and electrical, must be specified separately). Example: XXX-XXXX-9004 (Black) + XXX-XXXX (Accessories)

Beam Type	symmetric, wide beam [W]
Light Source	LED-12/48W - RGBW
CRI	20
Gear Type	electronic gear

Nominal Luminous Flux (lm)

LED Lumens	340 lm
LEDs	12
Total Lumens	4080 lm
Tj	85 °C

Delivered Lumens Flux (lm)

LED Lumens	248.6 lm
Total Lumens	2983 lm
Ta	25 °C

Rated Input Power	50 W

F8

FLC230 LED COLOR CHANGER

139-1929 (previous product code: 667-3427 for reference only!)

2/23

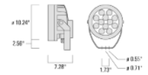

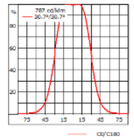

F8

FLC230 LED COLOR CHANGER

139-1929 (previous product code: 667-3427 for reference only!)

3/23

Material Specification

Body:	Marine-grade, die-cast aluminium alloy
Weight (lbs):	17.00
Lens:	Safety glass lens
Colours:	RAL9004 Black RAL9007 Grey Metallic RAL9016 White RAL8019 Dark Bronze
ETL	ETL, UL-1598 equivalent, CSA-C22.2#250.0. Suitable for Wet Locations.
Color Boost	With RGBW/RGBA color mixing, the available electrical power of the projector is normally distributed evenly across all four channels. This means that a maximum of 25% of the electrical power is available to each channel. As a rule, however, a maximum of three channels are used for color mixing. This means that only a maximum of 75% of the electrical power is available to them. This is where WE-EF color boost technology comes in. When only three channels are used it distributes 100% of the electrical power to the three active channels, so that 33% instead of 25% of the total electrical power is available to each channel. Depending on the colours used, this increases the luminous efficacy by up to 40%.
Gasket:	Silicone CCG® Controlled Compression Gasket
Fasteners:	PCS Polymer Coated Stainless Steel Hardware
Ingress protection:	IP66
Impact protection:	IK07
Corrosion protection:	5CE superior corrosion protection system
Surge protection:	Integral 10kV Surge Protector
Listings:	ETL, UL-1598, CSA-C22.2#250.0. Suitable for Wet Locations. Meets ANSI C136.31 - 3G Vibration Rating for Bridge and Overpass Applications.
Windage (EPA):	0.684

Electrical Specification

Power supply:	Integral [ECG] electronic driver 120V-277V. 0-10V dimmable, to be specified with order.
Power factor:	> 0.9
Driver / Ballast:	Integral EC electronic converter with DMX Interface
Cable:	Two cable entry

Lifetime
Ta=25°/40° L90B10 > 90000h

F8

FLC230 LED COLOR CHANGER

139-1929 (previous product code: 667-3427 for reference only!)

11/23

TS2-2/M12 Pole clamp, double (Ø 3"-3.5")

	D1	Weight (lbs)
667-9321	3.0-3.50	3.09 lbs

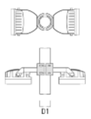

TS2-2/M16 Pole clamp, double (Ø 4.0"-4.5")

	D1	Weight (lbs)
667-9349	4.0-4.50	3.31 lbs

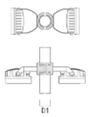

F8

Glare shield

667-9221

1/1

Glare shield
Glare shield made from corrosion resistant aluminum. Inner surfaces matt black powdercoated.

		A	C1
667-9221	ES-FLC230-LED	6.26	10.47

Steamboat
ALTERRA MOUNTAIN COMPANY
east west partners

2305 Mount Werner Circle
Steamboat Springs, CO 80487

Gensler
1225 17th Street
Suite 150
Denver, CO 80202
United States
Tel 303.595.8585
Fax 303.825.6823

LANDMARK CONSULTANTS, INC.
141 9th Street
PO Box 774943
Steamboat Springs, CO
80477
Tel 970.871.9494

DESIGNWORKSHOP
1390 Lawrence Street
Suite 100
Denver, CO 80204
Tel 303.623.5186

me engineers
14143 Denver West Pkwy
Suite 300
Golden, CO
United States
Tel 303.421.6655

	Date	Description
	2021/02/10	DEVELOPMENT PACKAGE SUBMITTAL
△	2021/04/07	DEVELOPMENT PACKAGE RESUBMITTAL 01
1	2021.07.13	BP3:PROMENADE - BULLETIN 04

Seal / Signature

NOT FOR CONSTRUCTION

Project Name
SSRC - Base Area Plaza Improvements

Project Number
003.7835.000

Description
LIGHT FIXTURE CUTSHEETS

Scale
NOT TO SCALE

E.100

© 2021 Gensler