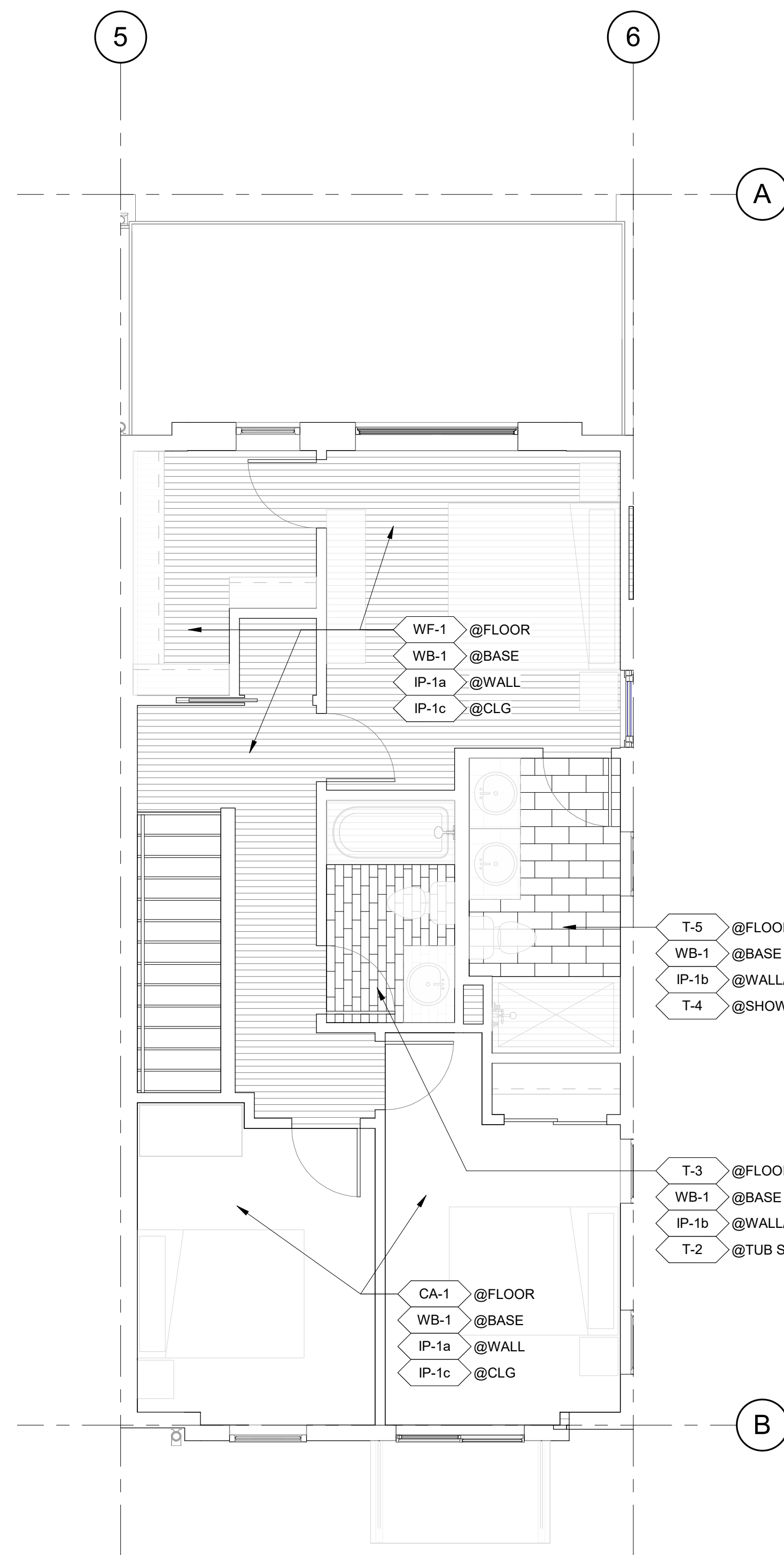
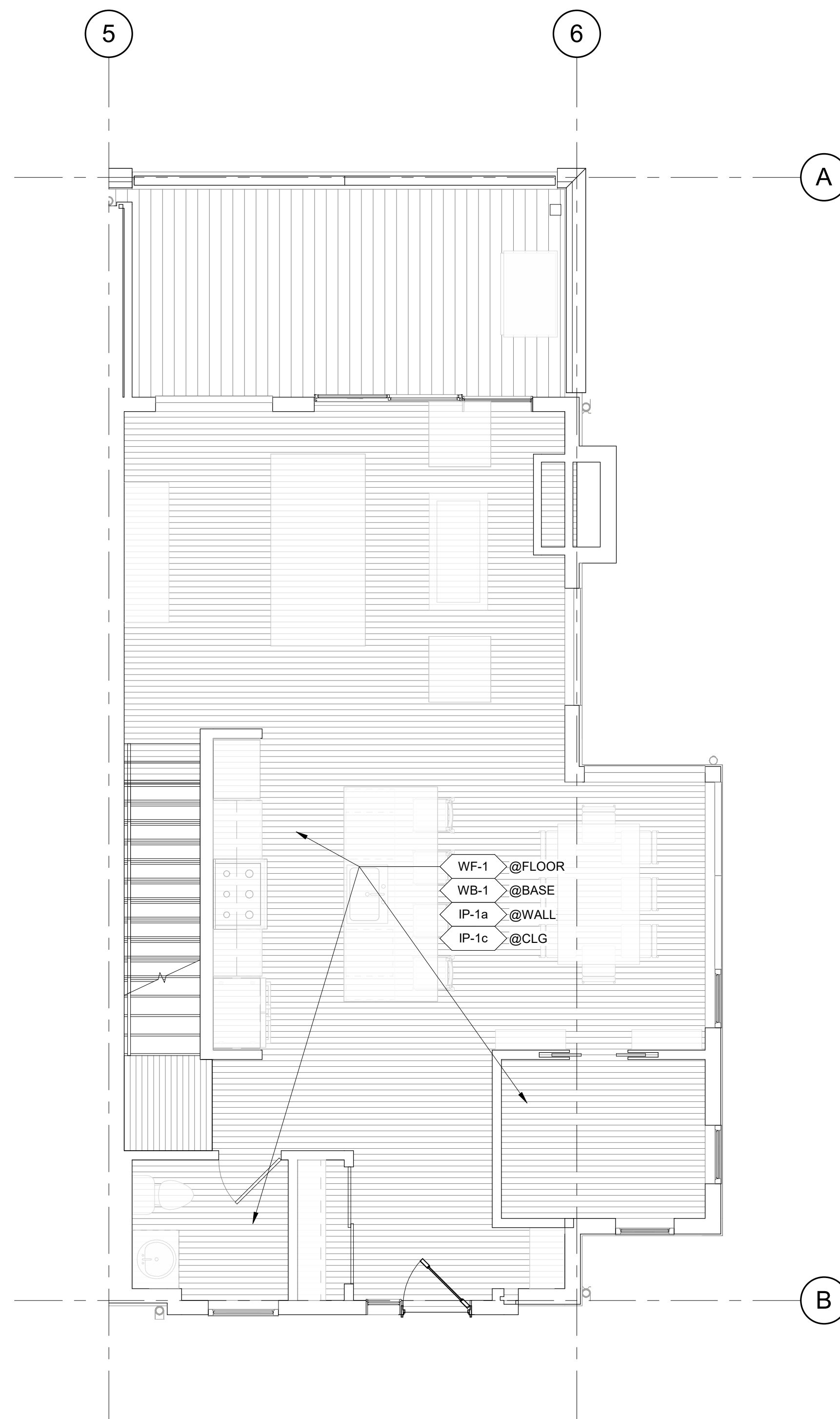


Reviewed for code compliance

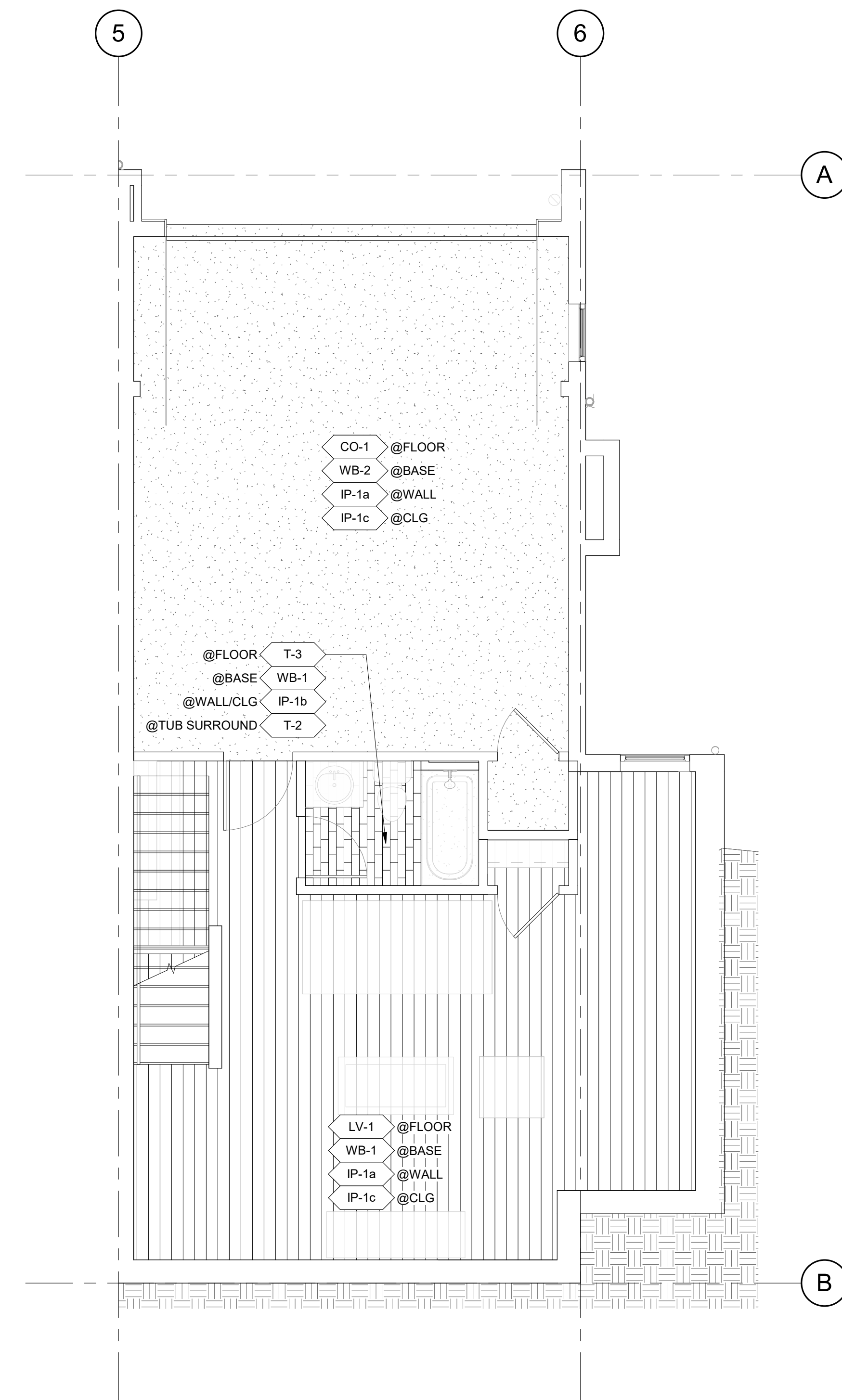
01/21/2026



3 BLDG 1 UNIT #1 UPPER LEVEL FINISH PLAN
A0420 1/4" = 1'-0"



2 BLDG 1 UNIT #1 MAIN LEVEL FINISH PLAN
A0420 1/4" = 1'-0"



1 BLDG 1 UNIT #1 BASEMENT LEVEL FINISH PLAN
A0420 1/4" = 1'-0"

APPROVAL STAMPS:

No.	Date	Description
2	05.02.25	PERM. COMMENTS #1
1	03.24.25	ISSUED FOR PERMIT

SUBMISSIONS & REVISIONS

OWNER
MAY RIEGLER PROPERTIES
7200 WISCONSIN AVE #500
BETHESDA, MD 20814

ARCHITECT
K A S A
KEVIN & ASAKO SPERRY ARCHITECTURE
500 7TH AVENUE 8TH FLOOR
NEW YORK, NY 10018
T.312.636.3248
www.kasa-arch.com

GENERAL CONTRACTOR
KOCON
2220 CURVE PLAZA, STE 203
PO BOX 775735
STEAMBOAT SPRINGS, CO 80487

CIVIL ENGINEER
BASLINE ENGINEERS
1169 HILLTOP PARKWAY, SUITE 204
PO BOX 770152
STEAMBOAT SPRINGS, CO 80487

LANDSCAPE ARCHITECT
BASLINE ENGINEERS
1169 HILLTOP PARKWAY, SUITE 204
PO BOX 770152
STEAMBOAT SPRINGS, CO 80487


STRUCTURAL ENGINEER
CRAIG FRITHSEN ENGINEERING, LLC
PO BOX 772759
STEAMBOAT SPRINGS, CO 80477

ELECTRICAL ENGINEERS
WILDER ENGINEERING LLC
1170 BLUE SAGE DRIVE
STEAMBOAT SPRINGS, CO 80487

INTERIOR DESIGNER:

PROJECT LOCATION
TERRAIN AT WALTON CREEK
2075 & 2077 WALTON CREEK RD
STEAMBOAT SPRINGS, CO

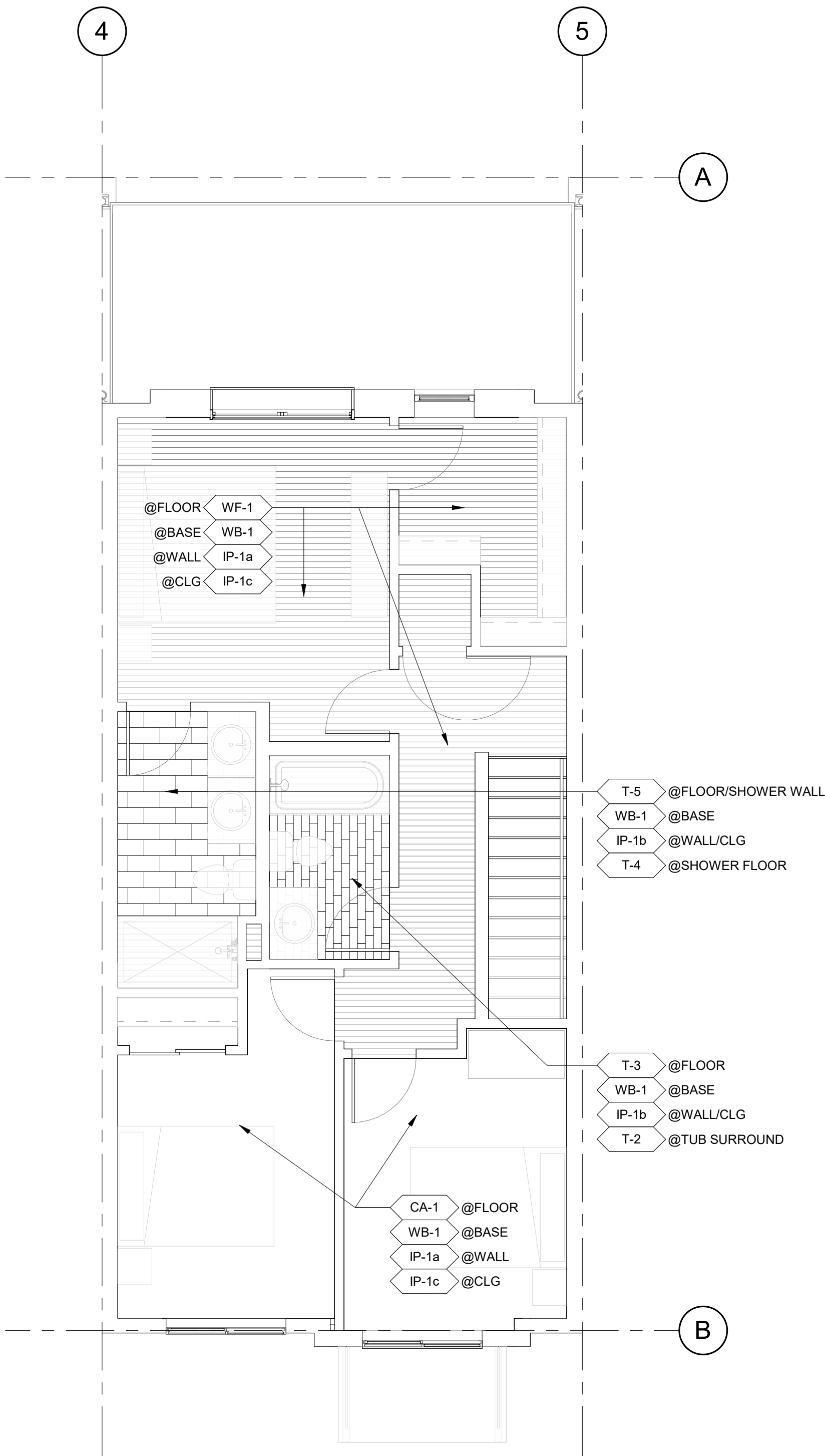
DRAWING TITLE
BLDG 1 UNIT #1 FINISH PLANS

SEAL:  DATE: 03/12/25
DRAWN BY:
CHECKED BY:
PROJECT NO:

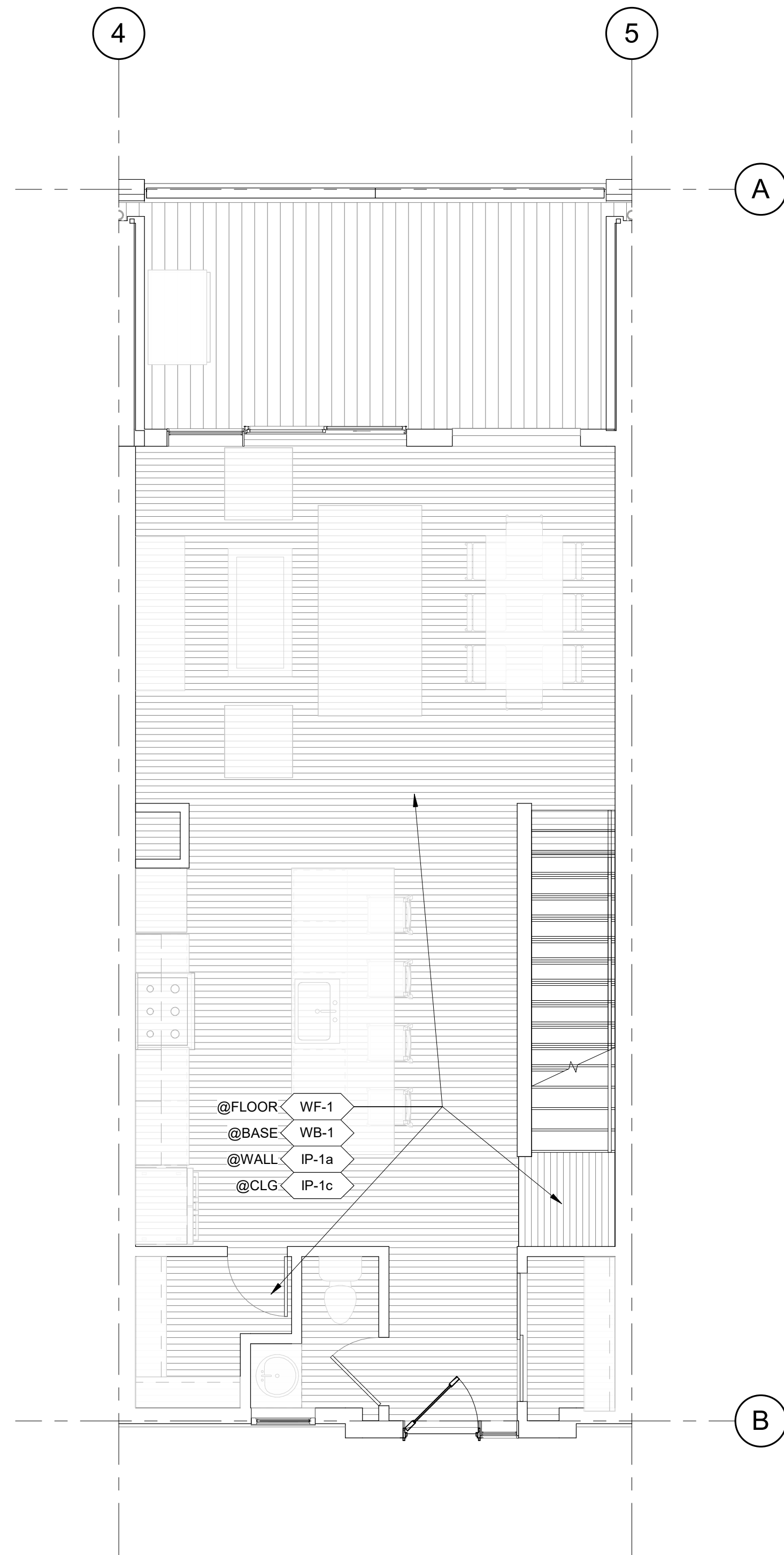
DRAWING NO:
A0420

Reviewed for code compliance

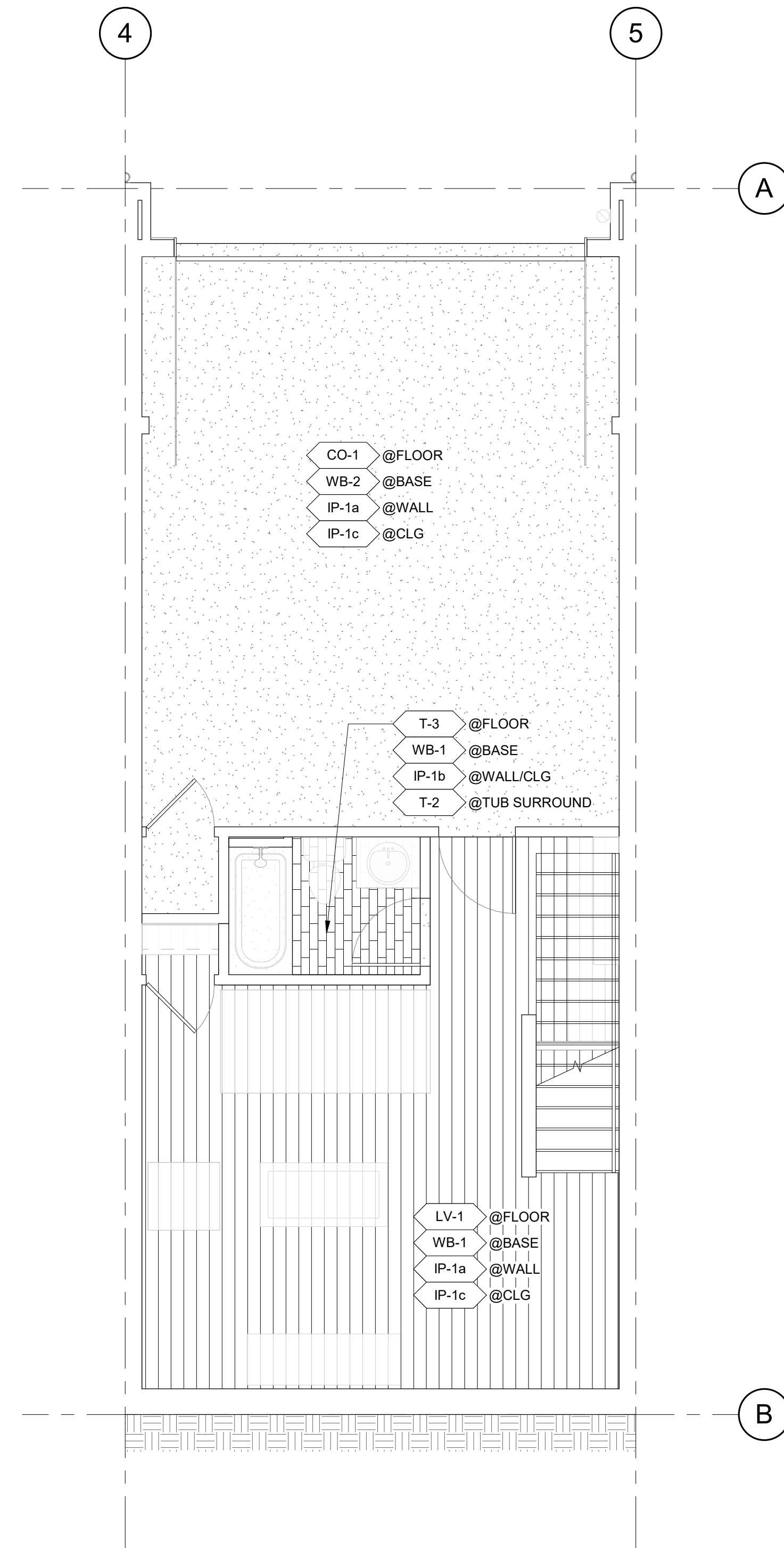
01/21/2026



3 BLDG 1 UNIT #2/3/4 UPPER LEVEL FINISH PLAN
1/4" = 1'-0"



2 BLDG 1 UNIT #2/3/4 MAIN LEVEL FINISH PLAN
1/4" = 1'-0"



1 BLDG 1 UNIT #2/3/4 BASEMENT LEVEL FINISH PLAN
1/4" = 1'-0"

APPROVAL STAMPS:

No.	Date	Description
2	05.02.25	PERM. COMMENTS #1
1	03.24.25	ISSUED FOR PERMIT

SUBMISSIONS & REVISIONS

OWNER
MAY RIEGLER PROPERTIES
7200 WISCONSIN AVE #500
BETHESDA, MD 20814

ARCHITECT
KASA
KEVIN & ASAKO SPERRY ARCHITECTURE
500 7TH AVENUE 8TH FLOOR
NEW YORK, NY 10018
T.312.636.3248
www.kasa-arch.com

GENERAL CONTRACTOR
KOCON
2220 CURVE PLAZA, STE 203
PO BOX 775735
STEAMBOAT SPRINGS, CO 80487

CIVIL ENGINEER
BASLINE ENGINEERS
1169 HILLTOP PARKWAY, SUITE 204
PO BOX 770152
STEAMBOAT SPRINGS, CO 80487

LANDSCAPE ARCHITECT
BASLINE ENGINEERS
1169 HILLTOP PARKWAY, SUITE 204
PO BOX 770152
STEAMBOAT SPRINGS, CO 80487


STRUCTURAL ENGINEER
CRAIG FRITSHEN ENGINEERING, LLC
PO BOX 772759
STEAMBOAT SPRINGS, CO 80477

ELECTRICAL ENGINEERS
WILDER ENGINEERING LLC
1170 BLUE SAGE DRIVE
STEAMBOAT SPRINGS, CO 80487

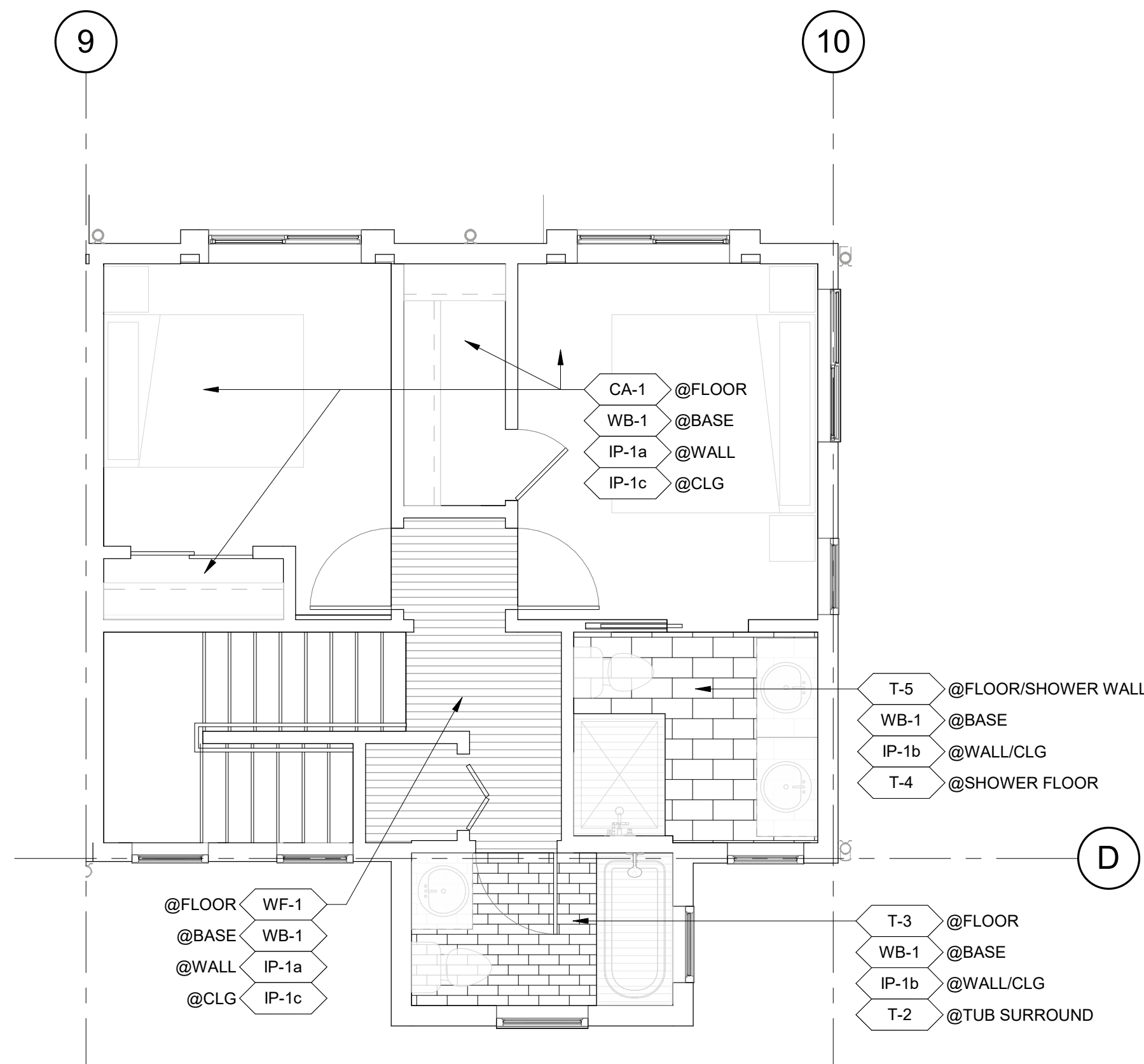
INTERIOR DESIGNER:

PROJECT LOCATION
TERRAIN AT WALTON CREEK
2075 & 2077 WALTON CREEK RD
STEAMBOAT SPRINGS, CO

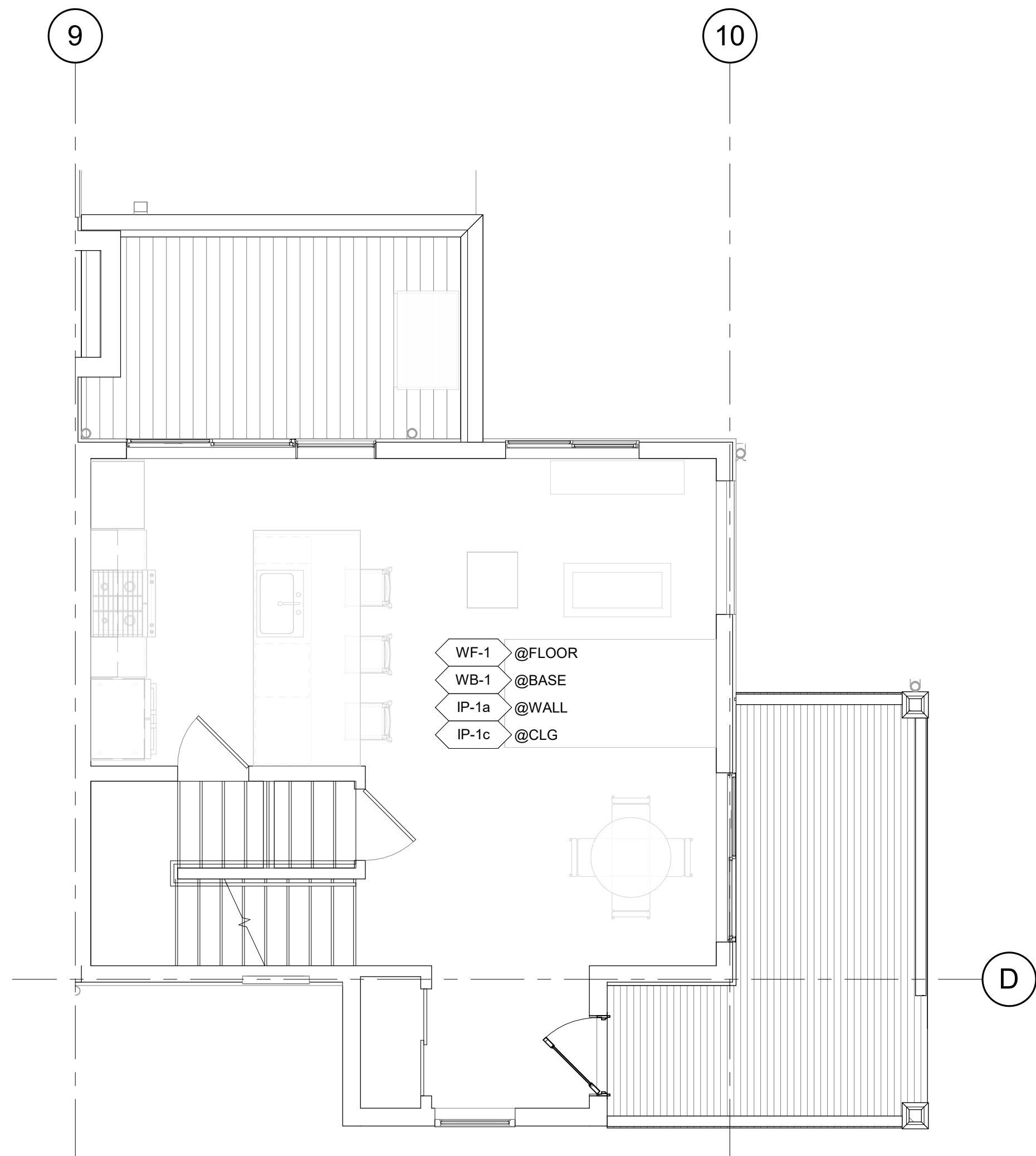
DRAWING TITLE
BLDG 1 UNIT #2/3/4 FINISH PLANS

SEAL:  DATE: 03/12/25
DRAWN BY:
CHECKED BY:
PROJECT NO:

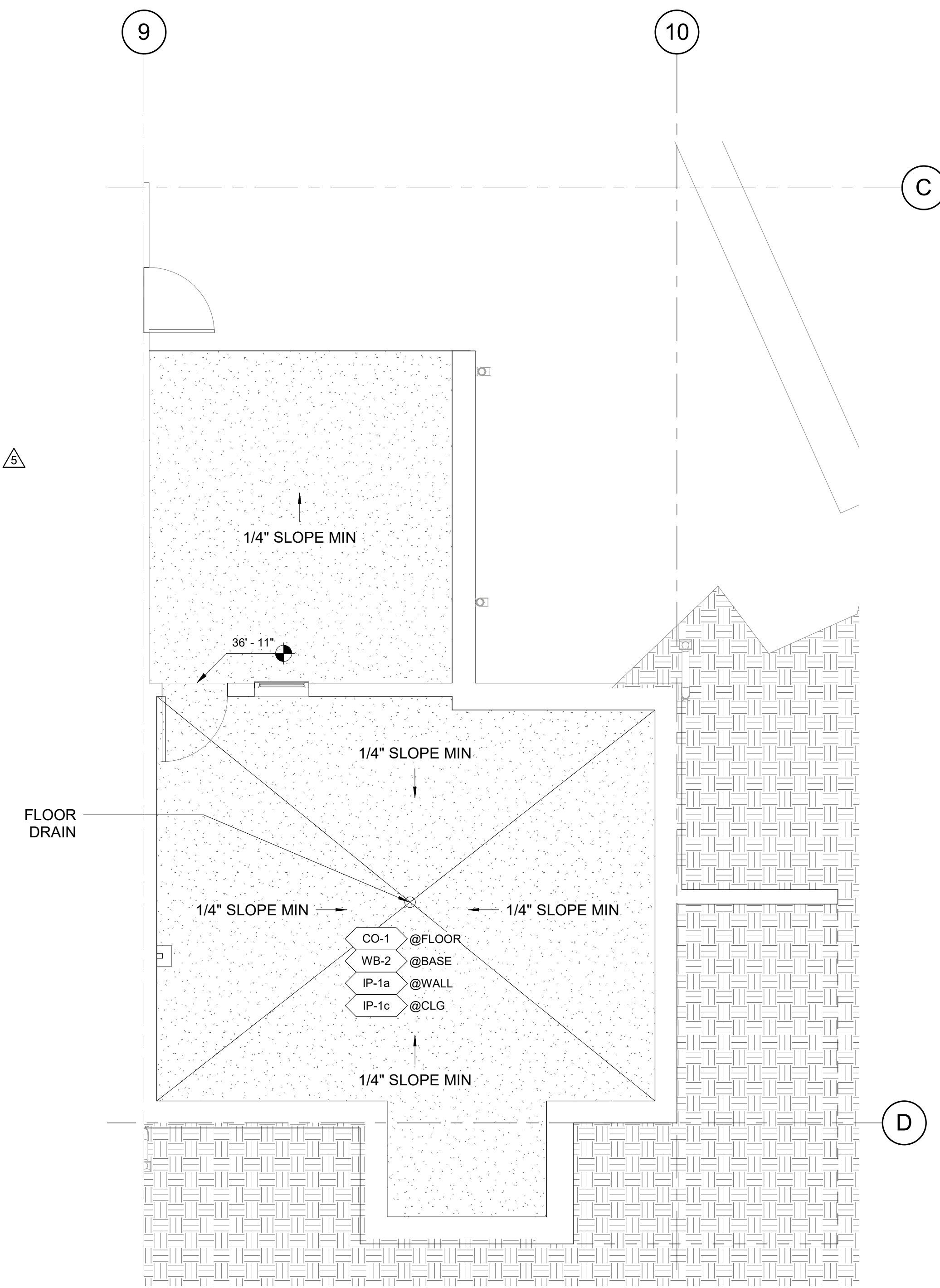
DRAWING NO:
A0421



3 BLDG 2 UNIT #1 UPPER LEVEL FINISH PLAN
1/4" = 1'-0"



2 BLDG 2 UNIT #1 MAIN LEVEL FINISH PLAN
1/4" = 1'-0"



1 BLDG 2 COMMON AREA FINISH PLAN
1/4" = 1'-0"

Reviewed for code compliance

01/21/2026

APPROVAL STAMPS:

No.	Date	Description
5	08.01.25	ASI-02
2	05.02.25	PERM. COMMENTS #1
1	03.24.25	ISSUED FOR PERMIT

SUBMISSIONS & REVISIONS

OWNER

MAY RIEGLER PROPERTIES
7200 WISCONSIN AVE #500
BETHESDA, MD 20814

ARCHITECT

K A S A
KEVIN & ASAKO SPERRY ARCHITECTURE
500 7TH AVENUE 8TH FLOOR
NEW YORK, NY 10018
T.312.636.3248
www.kasa-arch.com

GENERAL CONTRACTOR

KOCON
2220 CURVE PLAZA, STE 203
PO BOX 775735
STEAMBOAT SPRINGS, CO 80487

CIVIL ENGINEER

BASLINE ENGINEERS
1169 HILLTOP PARKWAY, SUITE 204
PO BOX 770152
STEAMBOAT SPRINGS, CO 80487

LANDSCAPE ARCHITECT

BASLINE ENGINEERS
1169 HILLTOP PARKWAY, SUITE 204
PO BOX 770152
STEAMBOAT SPRINGS, CO 80487

STRUCTURAL ENGINEER

CRAIG FRITHSEN ENGINEERING, LLC
PO BOX 772759
STEAMBOAT SPRINGS, CO 80477

ELECTRICAL ENGINEERS

WILDER ENGINEERING LLC
1170 BLUE SAGE DRIVE
STEAMBOAT SPRINGS, CO 80487

INTERIOR DESIGNER:

PROJECT LOCATION


TERRAIN AT WALTON CREEK

2075 & 2077 WALTON CREEK RD
STEAMBOAT SPRINGS, CO

DRAWING TITLE

BLDG 2 UNIT #1 & COMMON AREA FINISH PLANS

SEAL



DATE:

03/12/25

DRAWN BY:

CHECKED BY:

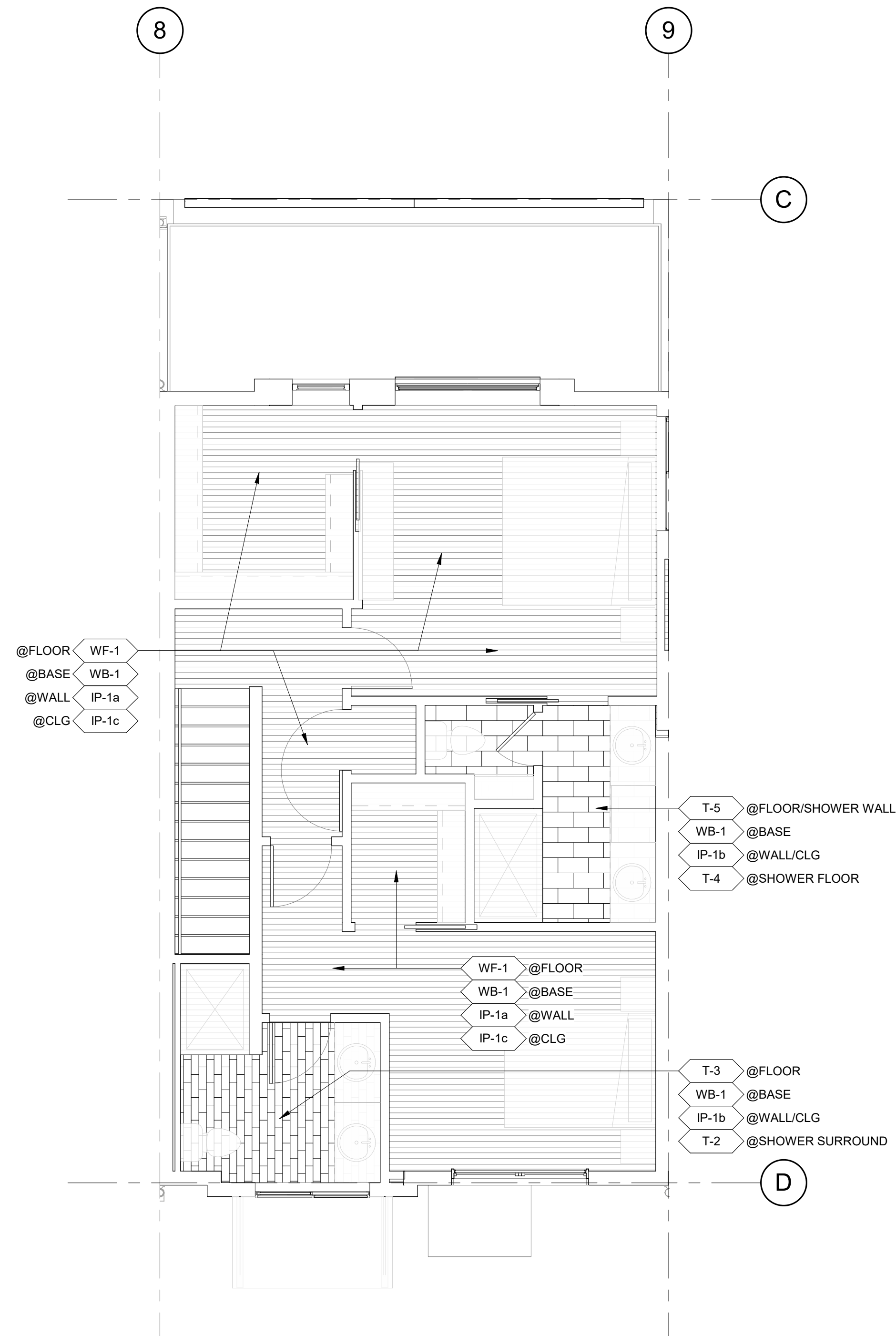
PROJECT NO:

DRAWING NO:

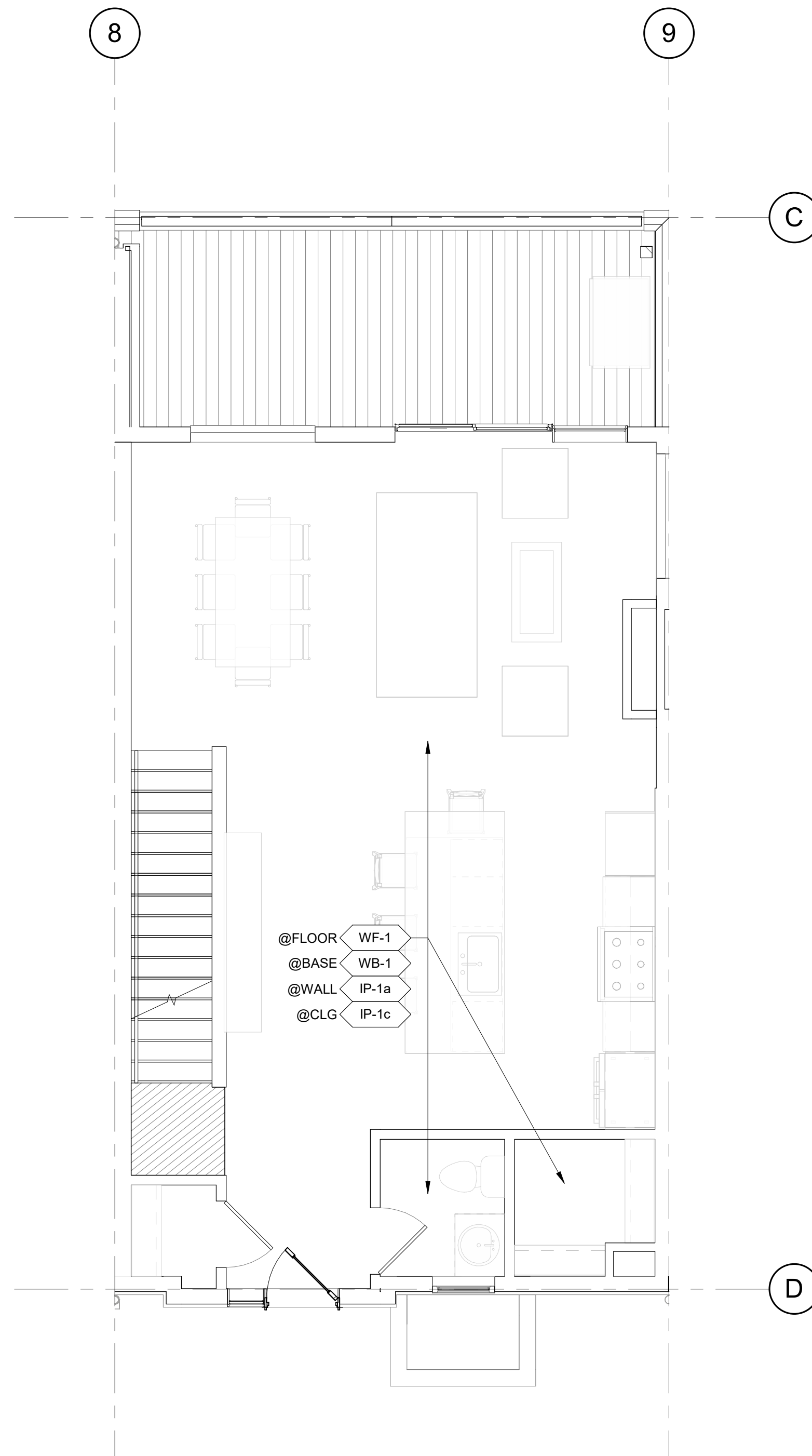
A0423

Reviewed for code compliance

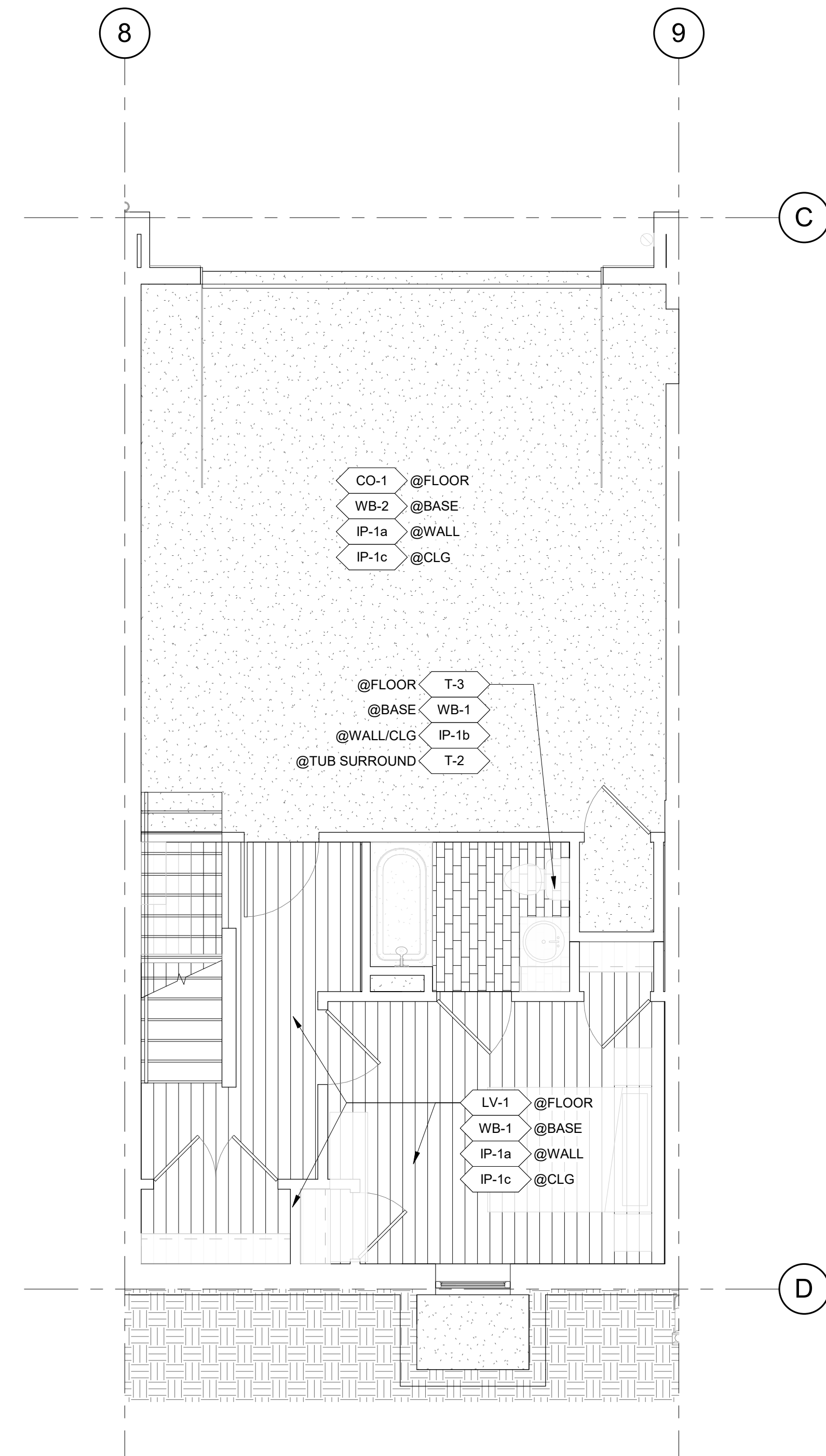
01/21/2026



3 BLDG 2 UNIT #2 UPPER LEVEL FINISH PLAN
 A0424 1/4" = 1'-0"



2 BLDG 2 UNIT #2 MAIN LEVEL FINISH PLAN
 A0424 1/4" = 1'-0"



1 BLDG 2 UNIT #2 BASEMENT LEVEL FINISH PLAN
 A0424 1/4" = 1'-0"

APPROVAL STAMPS:

No.	Date	Description
2	05.02.25	PERM. COMMENTS #1
1	03.24.25	ISSUED FOR PERMIT

SUBMISSIONS & REVISIONS

OWNER
MAY RIEGLER PROPERTIES
 7200 WISCONSIN AVE #500
 BETHESDA, MD 20814

ARCHITECT
K A S A
 KEVIN & ASAKO SPERRY ARCHITECTURE
 500 7TH AVENUE 8TH FLOOR
 NEW YORK, NY 10018
 T.312.636.3248
 www.kasa-arch.com

GENERAL CONTRACTOR
KOCON
 2220 CURVE PLAZA, STE 203
 PO BOX 775735
 STEAMBOAT SPRINGS, CO 80487

CIVIL ENGINEER
BASELINE ENGINEERS
 1169 HILLTOP PARKWAY, SUITE 204
 PO BOX 770152
 STEAMBOAT SPRINGS, CO 80487

LANDSCAPE ARCHITECT
BASELINE ENGINEERS
 1169 HILLTOP PARKWAY, SUITE 204
 PO BOX 770152
 STEAMBOAT SPRINGS, CO 80487


STRUCTURAL ENGINEER
CRAIG FRITHSEN ENGINEERING, LLC
 PO BOX 772759
 STEAMBOAT SPRINGS, CO 80477

ELECTRICAL ENGINEERS
WILDER ENGINEERING LLC
 1170 BLUE SAGE DRIVE
 STEAMBOAT SPRINGS, CO 80487

INTERIOR DESIGNER:

PROJECT LOCATION
TERRAIN AT WALTON CREEK
 2075 & 2077 WALTON CREEK RD
 STEAMBOAT SPRINGS, CO

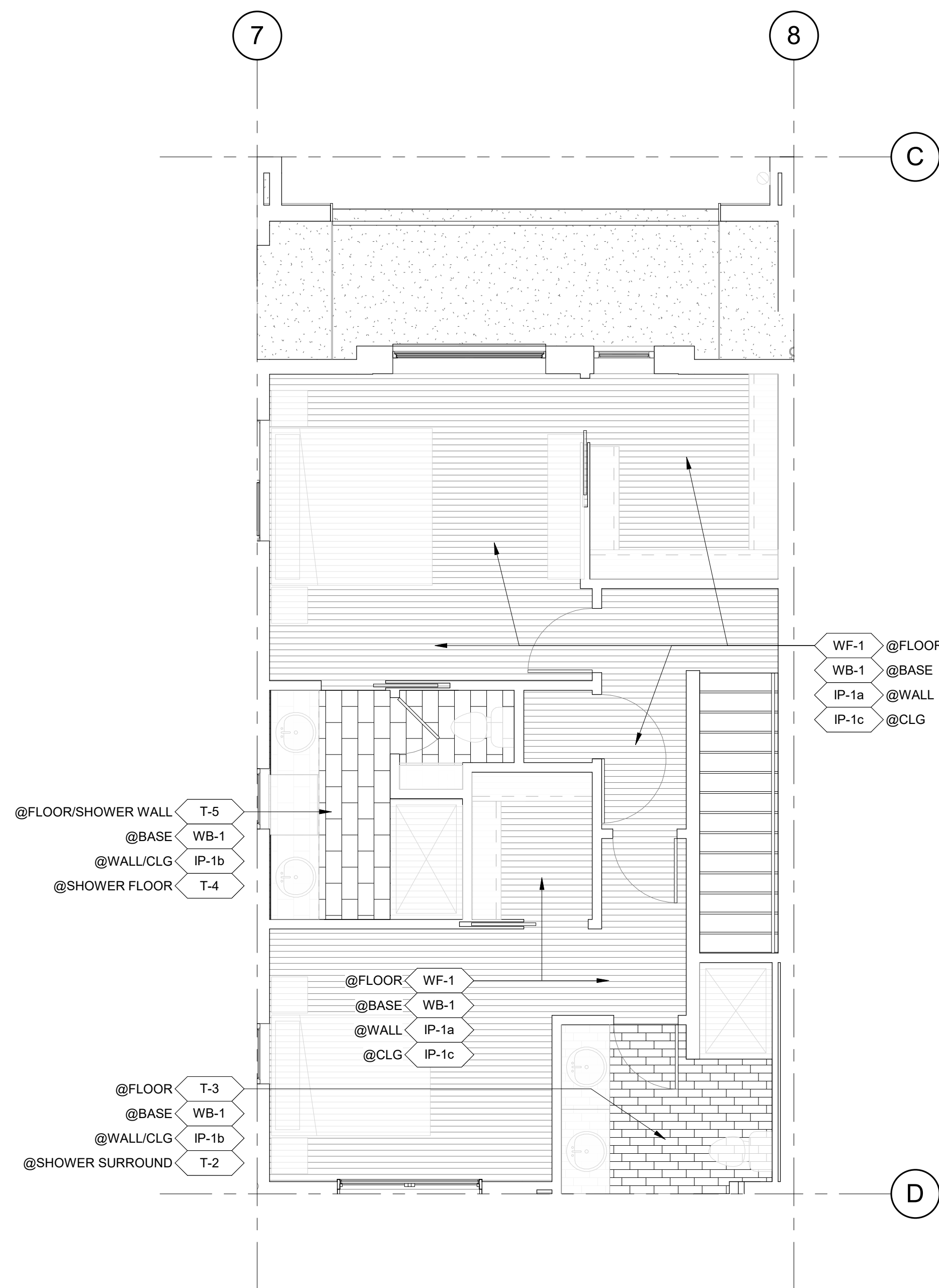
DRAWING TITLE
BLDG 2 UNIT #2 FINISH PLANS

SEAL:  DATE: 03/12/25
 DRAWN BY:
 CHECKED BY:
 PROJECT NO:

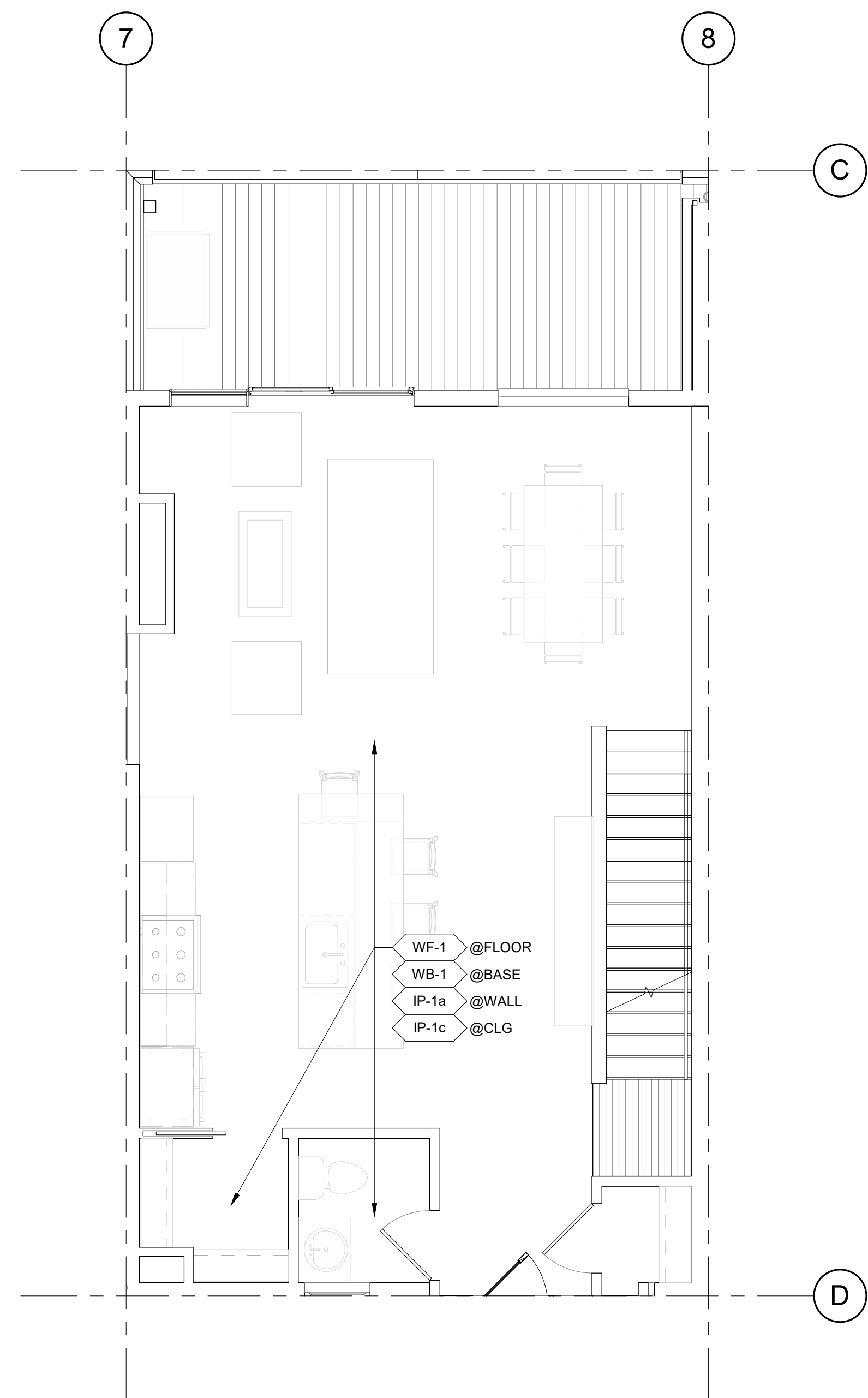
DRAWING NO:
A0424

Reviewed for code compliance

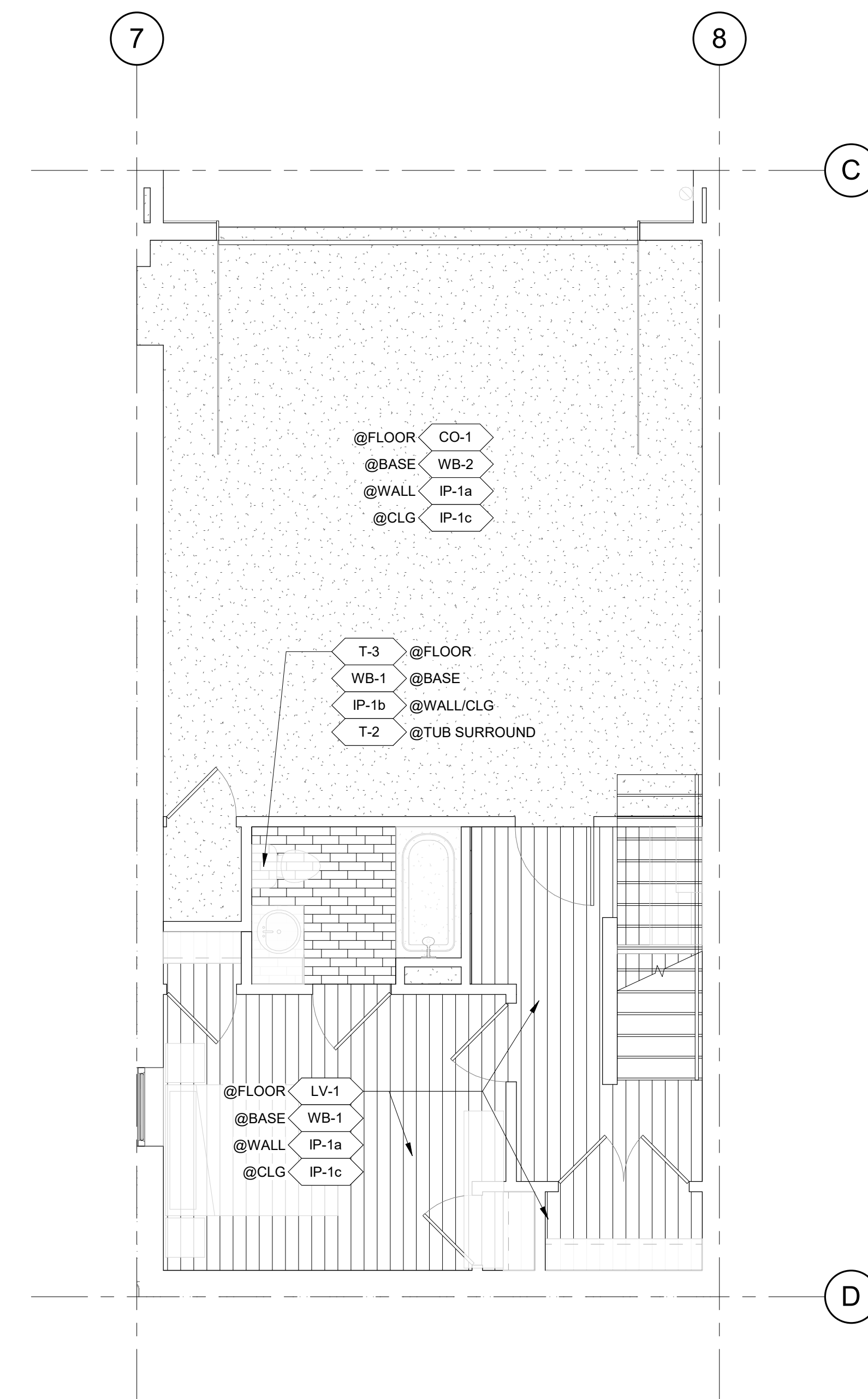
01/21/2026



3 BLDG 2 UNIT #3 UPPER LEVEL FINISH PLAN
1/4" = 1'-0"



2 BLDG 2 UNIT #3 MAIN LEVEL FINISH PLAN
1/4" = 1'-0"



1 BLDG 2 UNIT #3 BASEMENT LEVEL FINISH PLAN
1/4" = 1'-0"

APPROVAL STAMPS:

No.	Date	Description
2	05.02.25	PERM. COMMENTS #1
1	03.24.25	ISSUED FOR PERMIT

SUBMISSIONS & REVISIONS

OWNER
MAY RIEGLER PROPERTIES
7200 WISCONSIN AVE #500
BETHESDA, MD 20814

ARCHITECT
K A S A
KEVIN & ASAKO SPERRY ARCHITECTURE
500 7TH AVENUE 8TH FLOOR
NEW YORK, NY 10018
T.312.636.3248
www.kasa-arch.com

GENERAL CONTRACTOR
KOCON
2220 CURVE PLAZA, STE 203
PO BOX 775735
STEAMBOAT SPRINGS, CO 80487

CIVIL ENGINEER
BASELINE ENGINEERS
1169 HILLTOP PARKWAY, SUITE 204
PO BOX 770152
STEAMBOAT SPRINGS, CO 80487

LANDSCAPE ARCHITECT
BASELINE ENGINEERS
1169 HILLTOP PARKWAY, SUITE 204
PO BOX 770152
STEAMBOAT SPRINGS, CO 80487


STRUCTURAL ENGINEER
CRAIG FRITHSEN ENGINEERING, LLC
PO BOX 772759
STEAMBOAT SPRINGS, CO 80477

ELECTRICAL ENGINEERS
WILDER ENGINEERING LLC
1170 BLUE SAGE DRIVE
STEAMBOAT SPRINGS, CO 80487

INTERIOR DESIGNER:

PROJECT LOCATION
TERRAIN AT WALTON CREEK
2075 & 2077 WALTON CREEK RD
STEAMBOAT SPRINGS, CO

DRAWING TITLE
BLDG 2 UNIT #3 FINISH PLANS

SEAL:  DATE: 03/12/25
DRAWN BY:
CHECKED BY:
PROJECT NO:

DRAWING NO:
A0425

Reviewed for code compliance

01/21/2026

No.	Date	Description
6	08.14.25	ASI-03
2	05.02.25	PERM. COMMENTS #1
1	03.24.25	ISSUED FOR PERMIT

SUBMISSIONS & REVISIONS

OWNER
MAY RIEGLER PROPERTIES
 7200 WISCONSIN AVE #500
 BETHESDA, MD 20814

ARCHITECT
K A S A
 KEVIN & ASAKO SPERRY ARCHITECTURE
 500 7TH AVENUE 8TH FLOOR
 NEW YORK, NY 10018
 T.312.636.3248
 www.kasa-arch.com

GENERAL CONTRACTOR
KOCON
 2220 CURVE PLAZA, STE 203
 PO BOX 775735
 STEAMBOAT SPRINGS, CO 80487

CIVIL ENGINEER
BASELINE ENGINEERS
 1169 HILLTOP PARKWAY, SUITE 204
 PO BOX 770152
 STEAMBOAT SPRINGS, CO 80487

LANDSCAPE ARCHITECT
BASELINE ENGINEERS
 1169 HILLTOP PARKWAY, SUITE 204
 PO BOX 770152
 STEAMBOAT SPRINGS, CO 80487


STRUCTURAL ENGINEER
CRAIG FRITHSEN ENGINEERING, LLC
 PO BOX 772759
 STEAMBOAT SPRINGS, CO 80477

ELECTRICAL ENGINEERS
WILDER ENGINEERING LLC
 1170 BLUE SAGE DRIVE
 STEAMBOAT SPRINGS, CO 80487

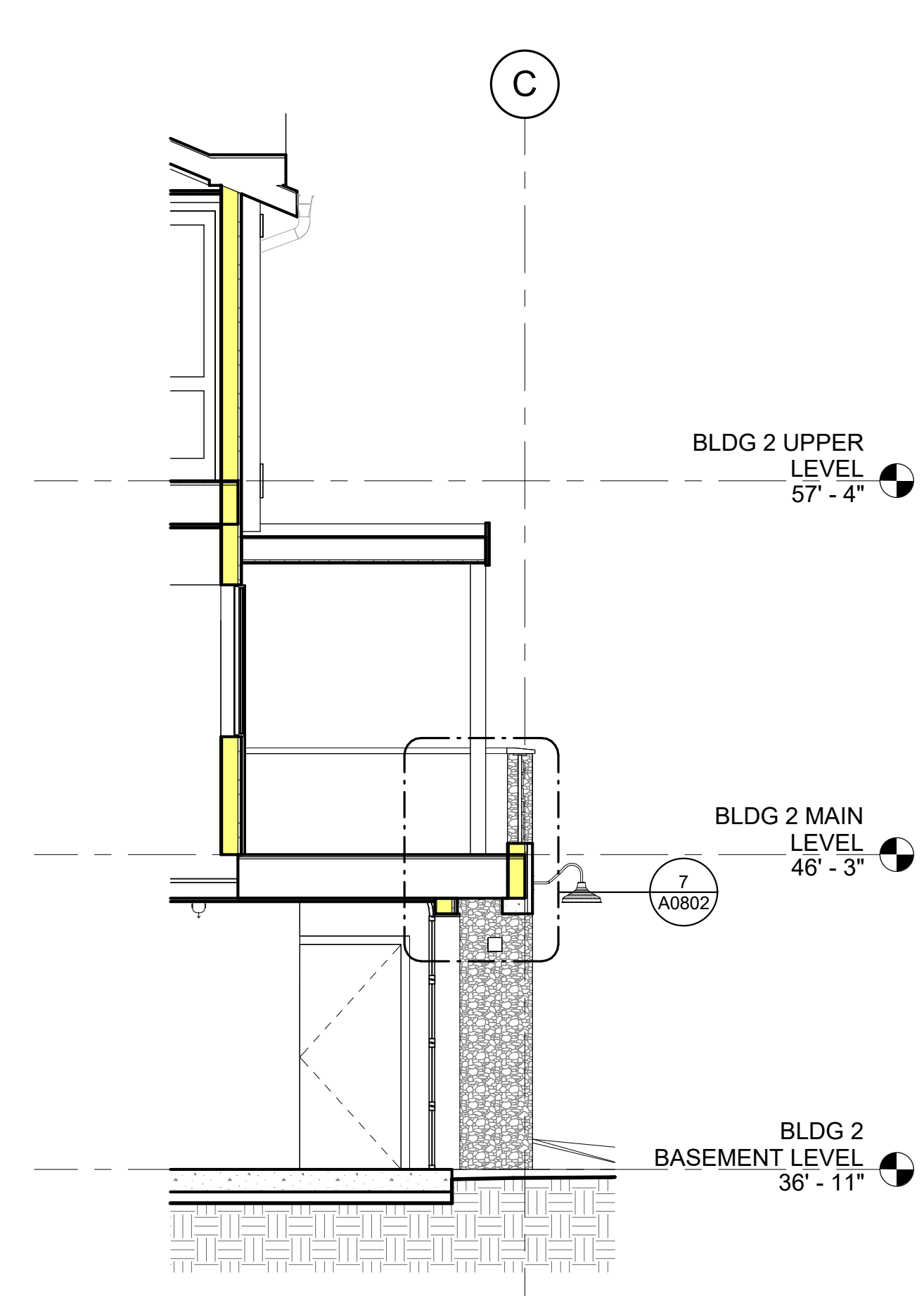
INTERIOR DESIGNER:

PROJECT LOCATION
TERRAIN AT WALTON CREEK
 2075 & 2077 WALTON CREEK RD
 STEAMBOAT SPRINGS, CO

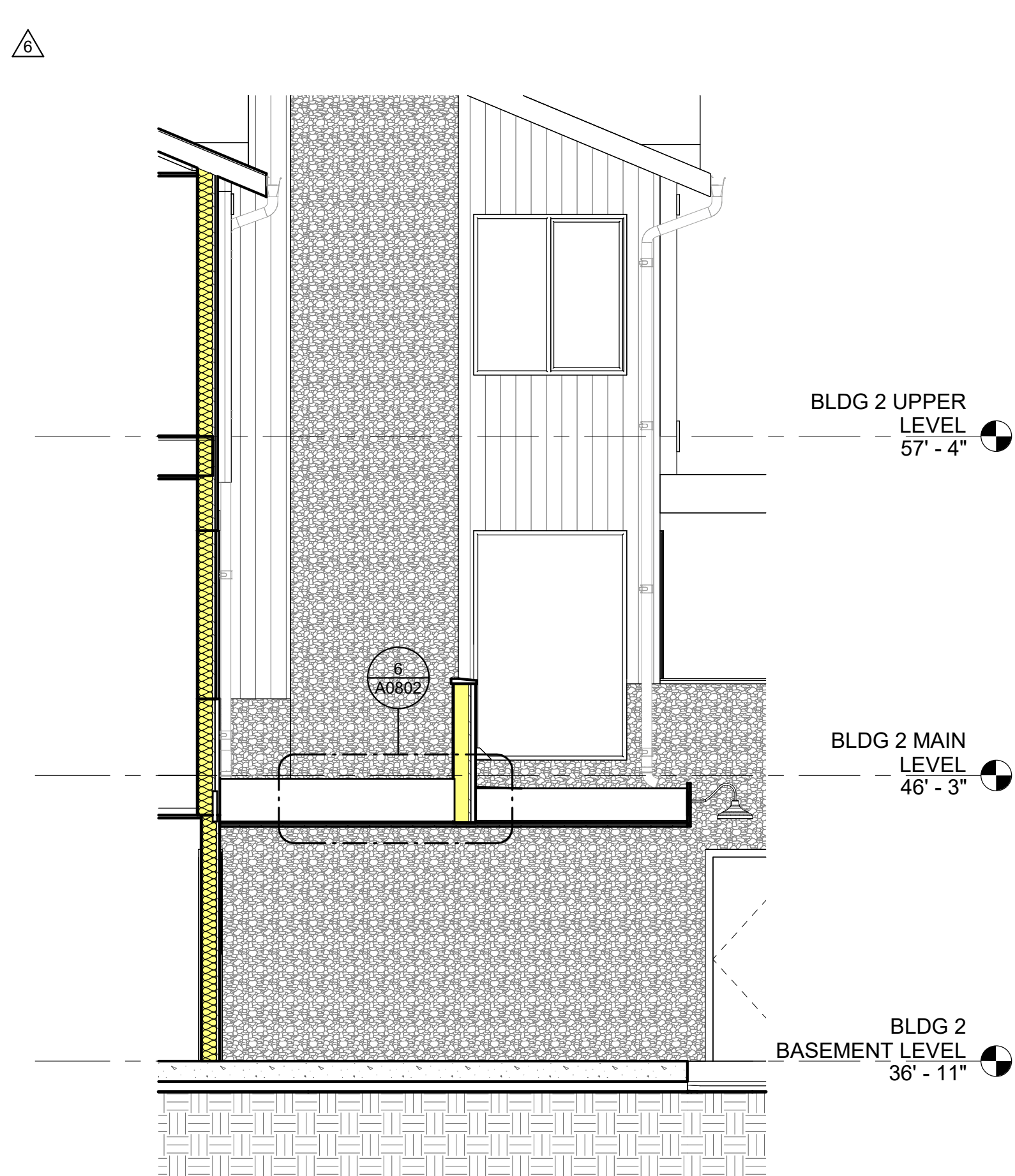
DRAWING TITLE
WALL SECTIONS

SEAL

 DATE: 03/13/25
 DRAWN BY:
 CHECKED BY:
 PROJECT NO:

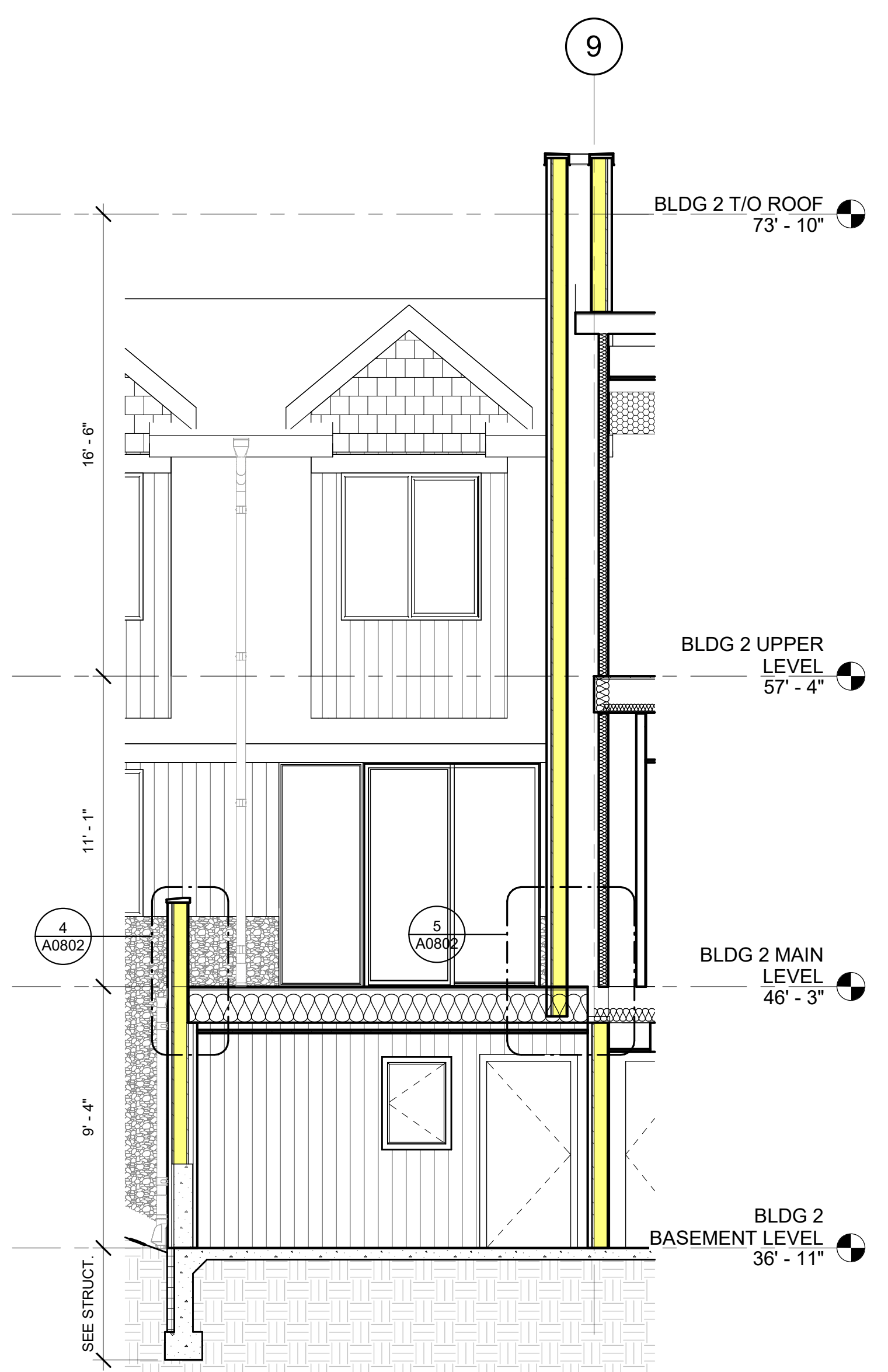
DRAWING NO:
A0432



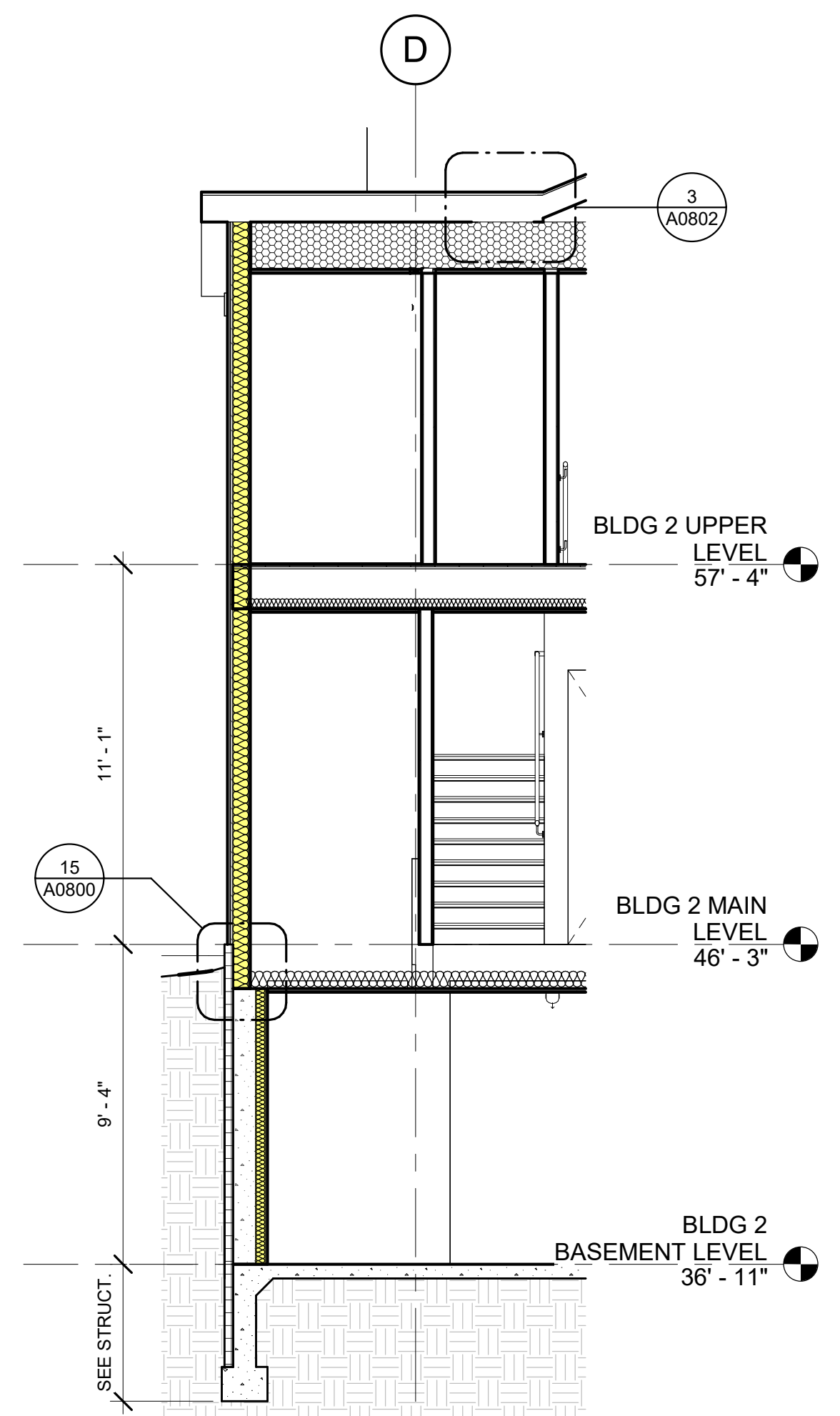
6 BLDG 2 WALL SECTION 6
 1/4" = 1'-0"



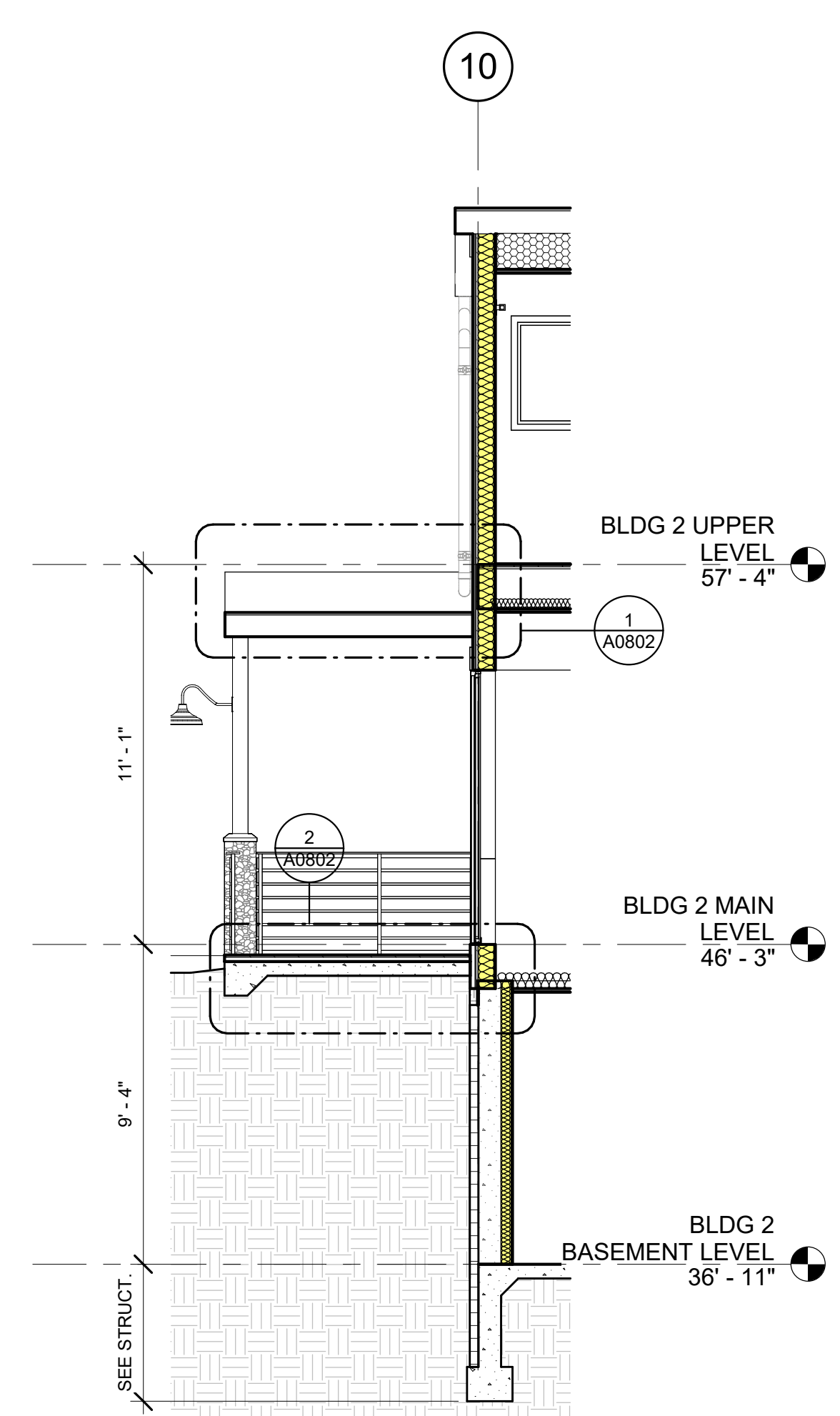
5 BLDG 2 WALL SECTION 5
 1/4" = 1'-0"



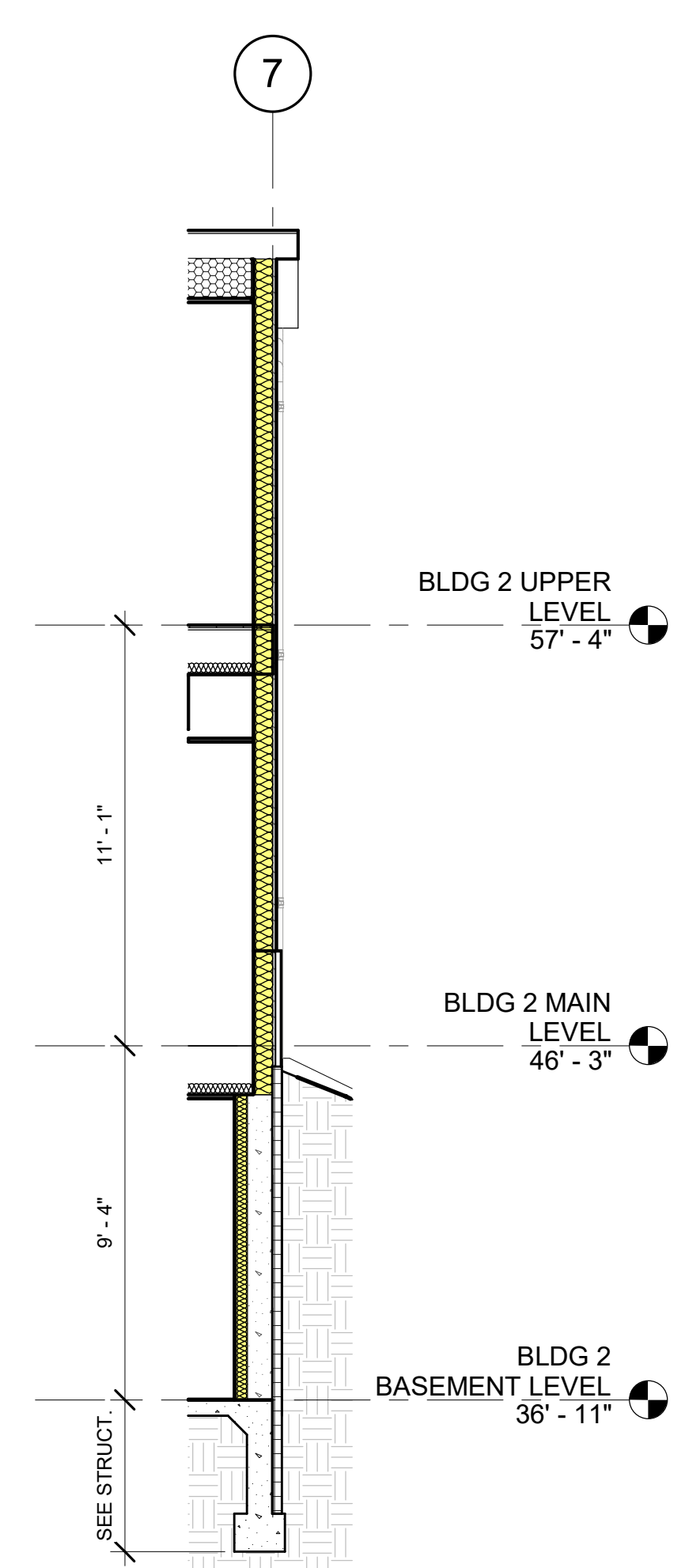
4 BLDG 2 WALL SECTION 4
 1/4" = 1'-0"



3 BLDG 2 WALL SECTION 3
 1/4" = 1'-0"

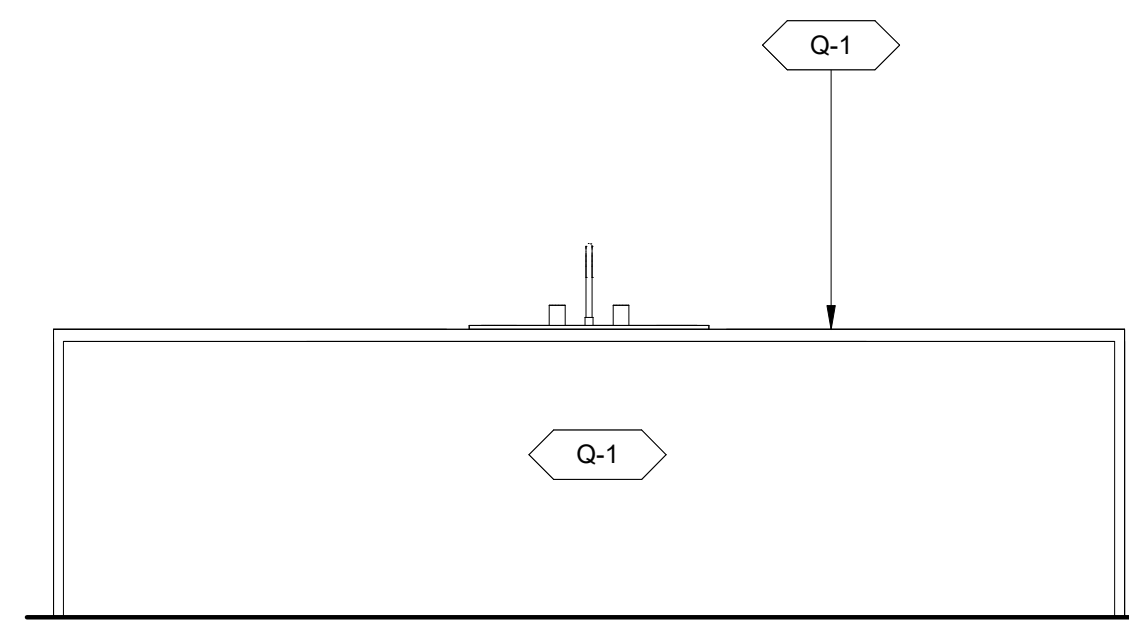


2 BLDG 2 WALL SECTION 2
 1/4" = 1'-0"

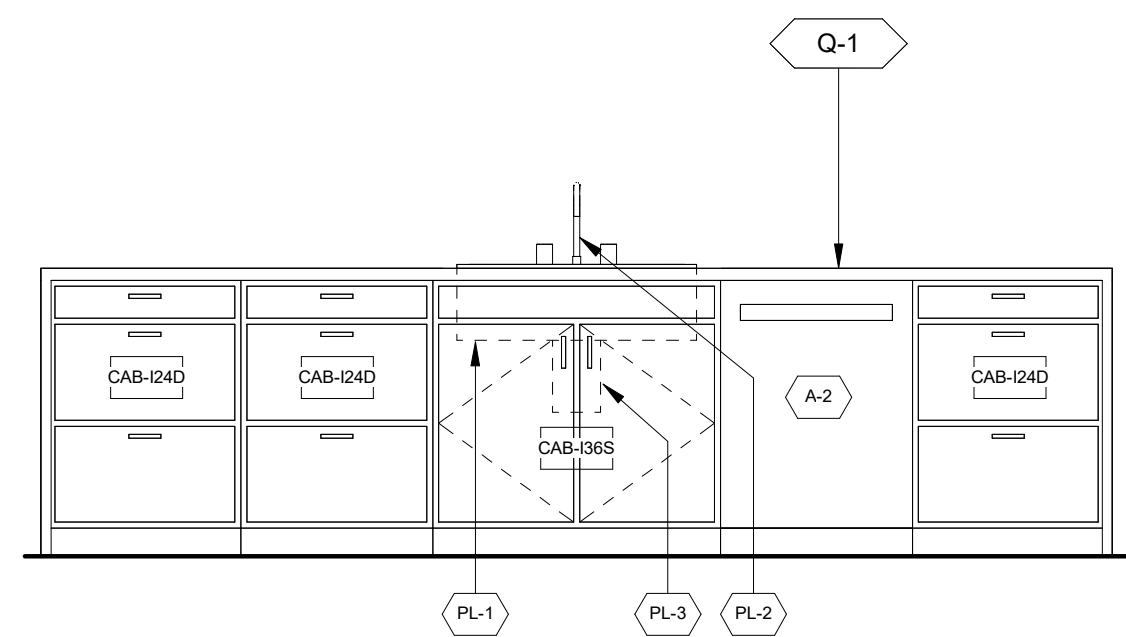


1 BLDG 2 WALL SECTION 1
 1/4" = 1'-0"

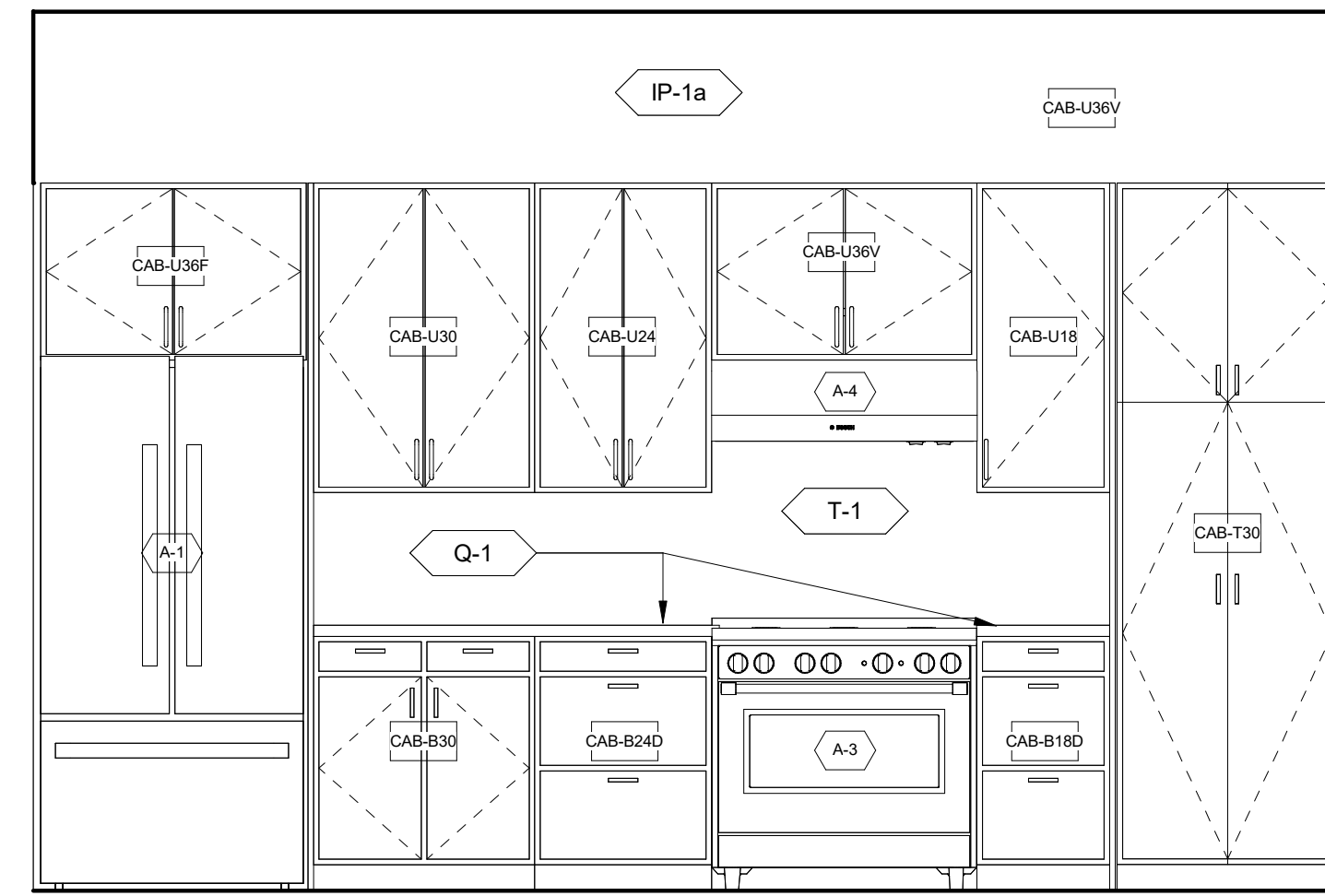
12/5/2025 11:22:14 AM



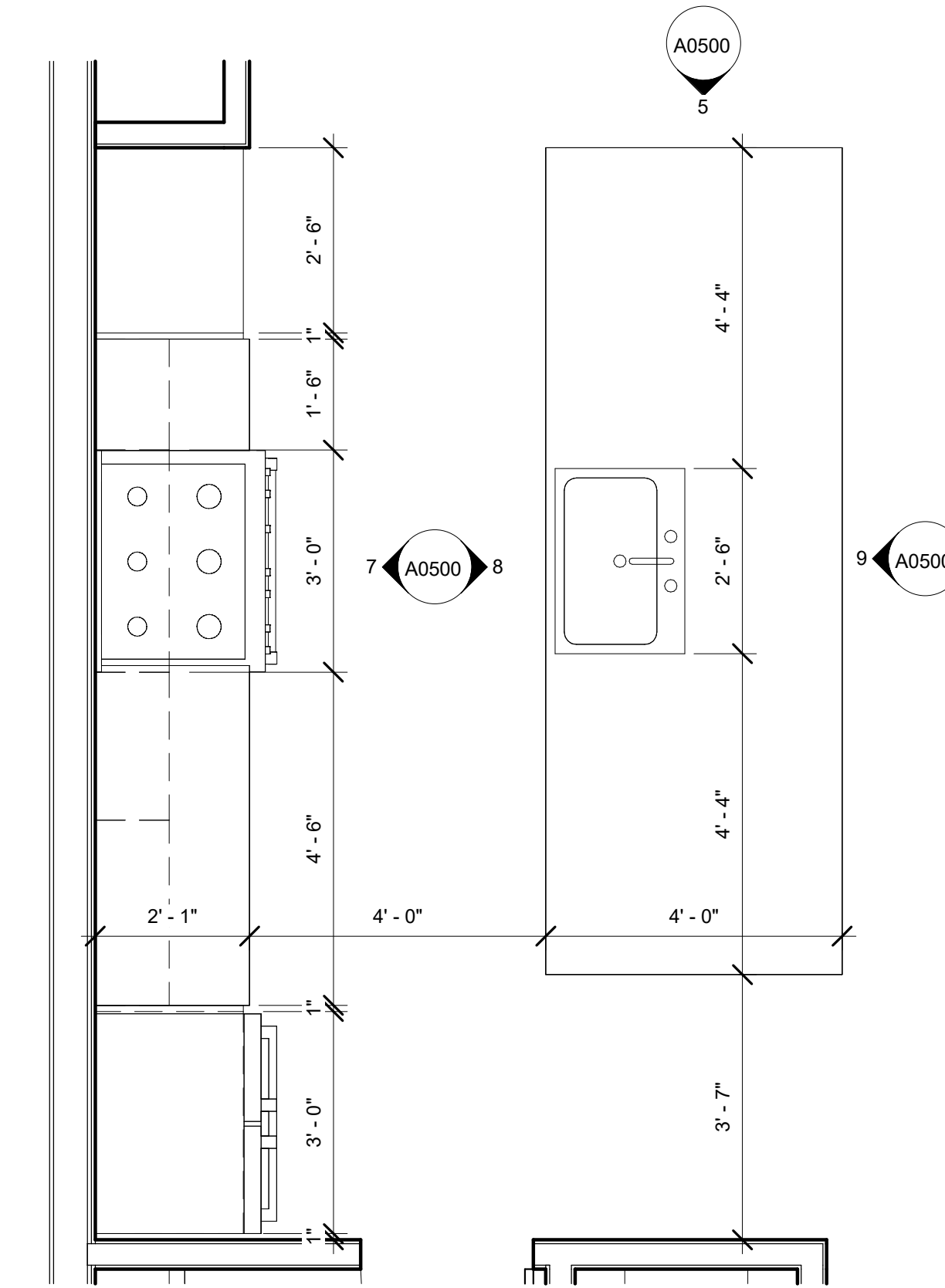
9 KITCHEN TYPE K2 ELEVATION 3
A0500/A0500 1/2" = 1'-0"



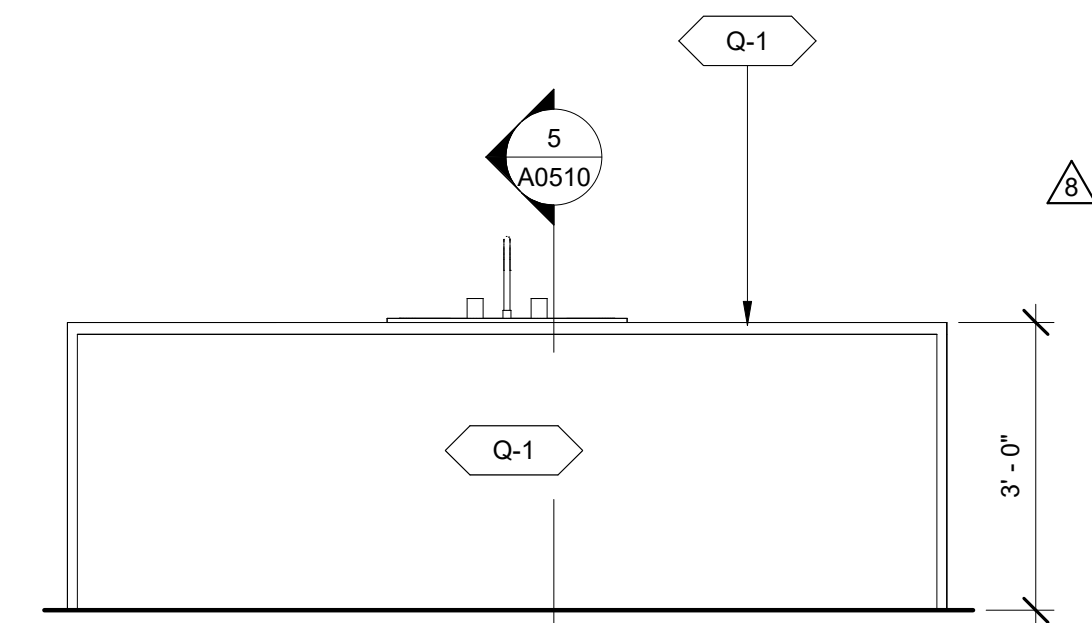
8 KITCHEN TYPE K2 ELEVATION 2
A0500/A0500 1/2" = 1'-0"



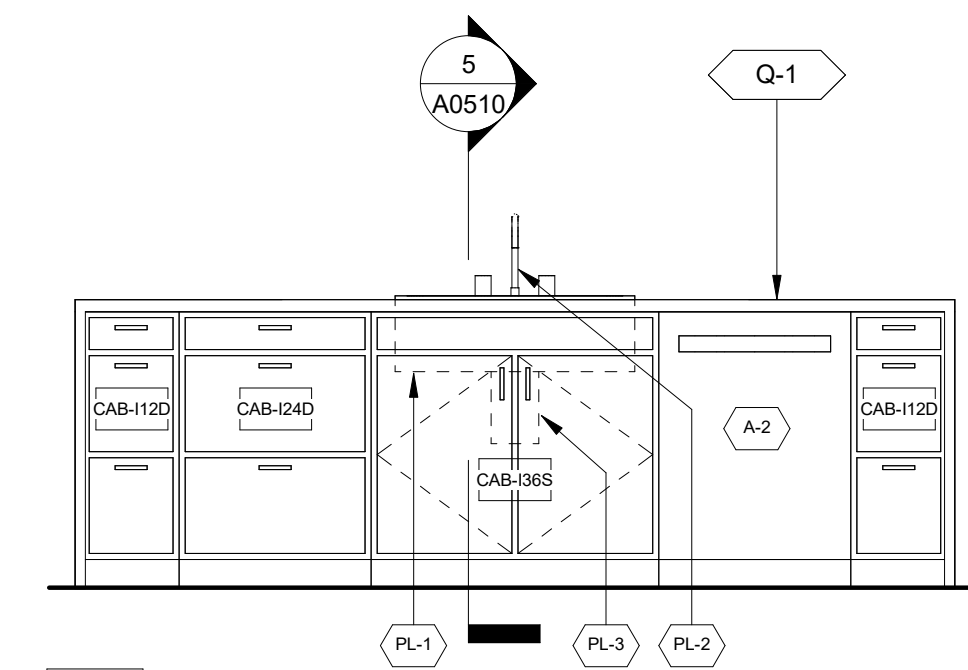
7 KITCHEN TYPE K2 ELEVATION 1
A0500/A0500 1/2" = 1'-0"



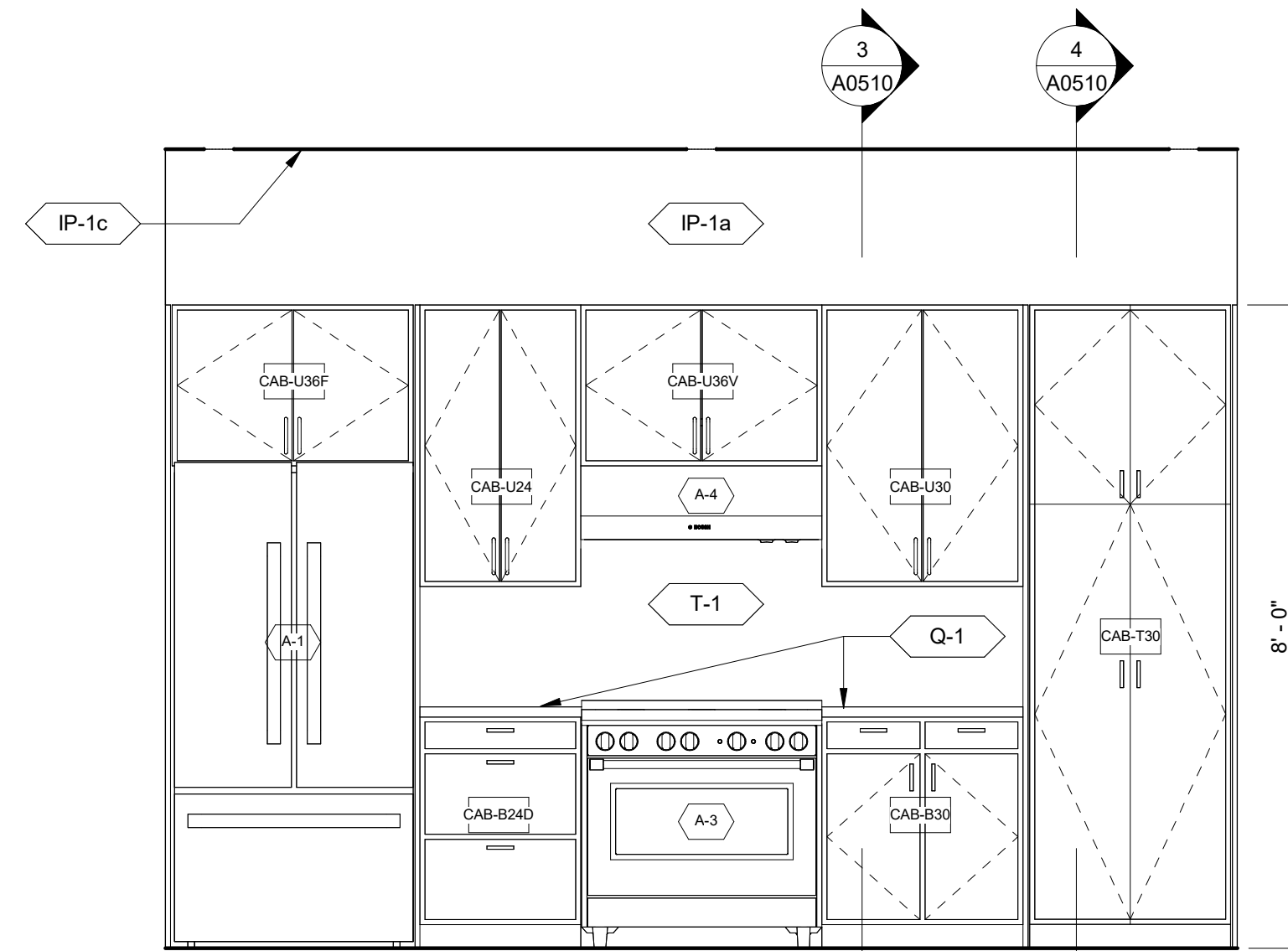
6 KITCHEN TYPE K2 PLAN
A0401/A0500 1/2" = 1'-0"



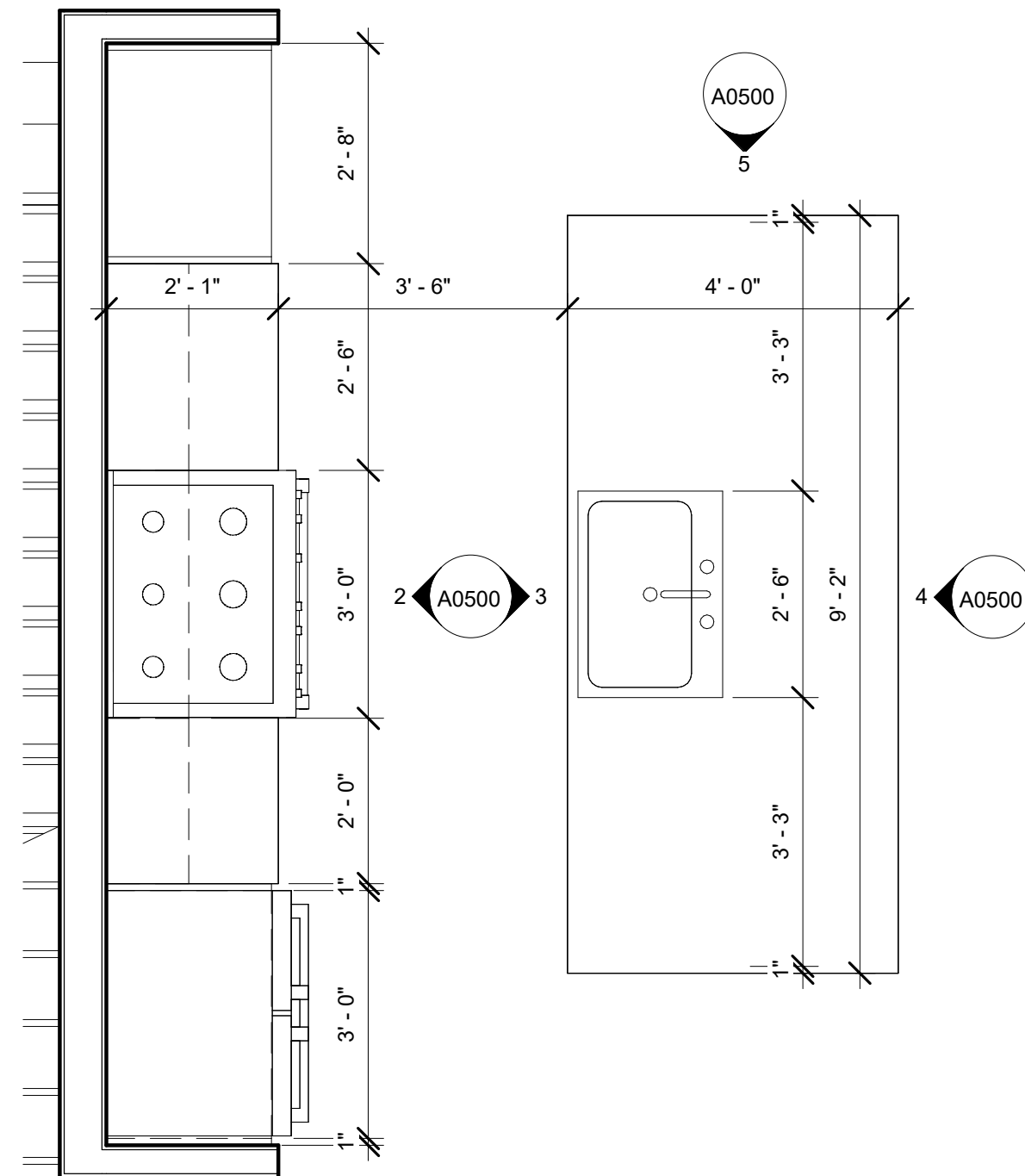
4 KITCHEN TYPE K1 ELEVATION 3
A0500/A0500 1/2" = 1'-0"



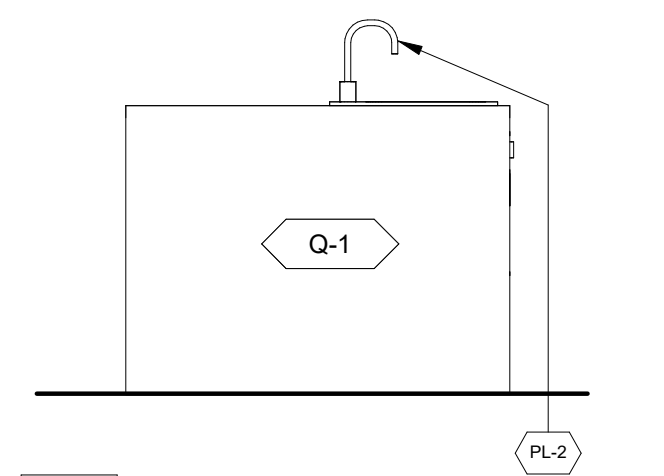
3 KITCHEN TYPE K1 ELEVATION 2
A0500/A0500 1/2" = 1'-0"



2 KITCHEN TYPE K1 ELEVATION 1
A0500/A0500 1/2" = 1'-0"



1 KITCHEN TYPE K1 PLAN
A0400/A0500 1/2" = 1'-0"



5 KITCHEN TYPE K1 ELEVATION 4
A0500/A0500 1/2" = 1'-0"

APPROVAL STAMPS:

Reviewed for code compliance

01/21/2026

8	09.10.25	ASI-05
2	05.02.25	PERM. COMMENTS #1
1	03.24.25	ISSUED FOR PERMIT
No.	Date	Description

SUBMISSIONS & REVISIONS

OWNER
MAY RIEGLER PROPERTIES
7200 WISCONSIN AVE #500
BETHESDA, MD 20814

ARCHITECT
K A S A
KEVIN & ASAKO SPERRY ARCHITECTURE
500 7TH AVENUE 8TH FLOOR
NEW YORK, NY 10018
T.312.636.3248
www.kasa-arch.com

GENERAL CONTRACTOR
KOCON
2220 CURVE PLAZA, STE 203
PO BOX 775735
STEAMBOAT SPRINGS, CO 80487

CIVIL ENGINEER
BASLINE ENGINEERS
1169 HILLTOP PARKWAY, SUITE 204
PO BOX 770152
STEAMBOAT SPRINGS, CO 80487

LANDSCAPE ARCHITECT
BASLINE ENGINEERS
1169 HILLTOP PARKWAY, SUITE 204
PO BOX 770152
STEAMBOAT SPRINGS, CO 80487


STRUCTURAL ENGINEER
CRAIG FRITHSEN ENGINEERING, LLC
PO BOX 772759
STEAMBOAT SPRINGS, CO 80477

ELECTRICAL ENGINEERS
WILDER ENGINEERING LLC
1170 BLUE SAGE DRIVE
STEAMBOAT SPRINGS, CO 80487

INTERIOR DESIGNER:

PROJECT LOCATION
TERRAIN AT WALTON CREEK
2075 & 2077 WALTON CREEK RD
STEAMBOAT SPRINGS, CO

DRAWING TITLE
INTERIOR ELEVATIONS

SEAL:  DATE: 03/12/25
DRAWN BY:
CHECKED BY:
PROJECT NO:

DRAWING NO:
A0500

COPYRIGHT 2019

Reviewed for code compliance
01/21/2026

No.	Date	Description
8	09.10.25	ASI-05
2	05.02.25	PERM. COMMENTS #1
1	03.24.25	ISSUED FOR PERMIT

SUBMISSIONS & REVISIONS

OWNER
MAY RIEGLER PROPERTIES
7200 WISCONSIN AVE #500
BETHESDA, MD 20814

ARCHITECT
K A S A
KEVIN & ASAKO SPERRY ARCHITECTURE
500 7TH AVENUE 8TH FLOOR
NEW YORK, NY 10018
T.312.636.3248
www.kasa-arch.com

GENERAL CONTRACTOR
KOCON
2220 CURVE PLAZA, STE 203
PO BOX 775735
STEAMBOAT SPRINGS, CO 80487

CIVIL ENGINEER
BASLINE ENGINEERS
1169 HILLTOP PARKWAY, SUITE 204
PO BOX 770152
STEAMBOAT SPRINGS, CO 80487

LANDSCAPE ARCHITECT
BASLINE ENGINEERS
1169 HILLTOP PARKWAY, SUITE 204
PO BOX 770152
STEAMBOAT SPRINGS, CO 80487


STRUCTURAL ENGINEER
CRAIG FRITSHEN ENGINEERING, LLC
PO BOX 772759
STEAMBOAT SPRINGS, CO 80477

ELECTRICAL ENGINEERS
WILDER ENGINEERING LLC
1170 BLUE SAGE DRIVE
STEAMBOAT SPRINGS, CO 80487

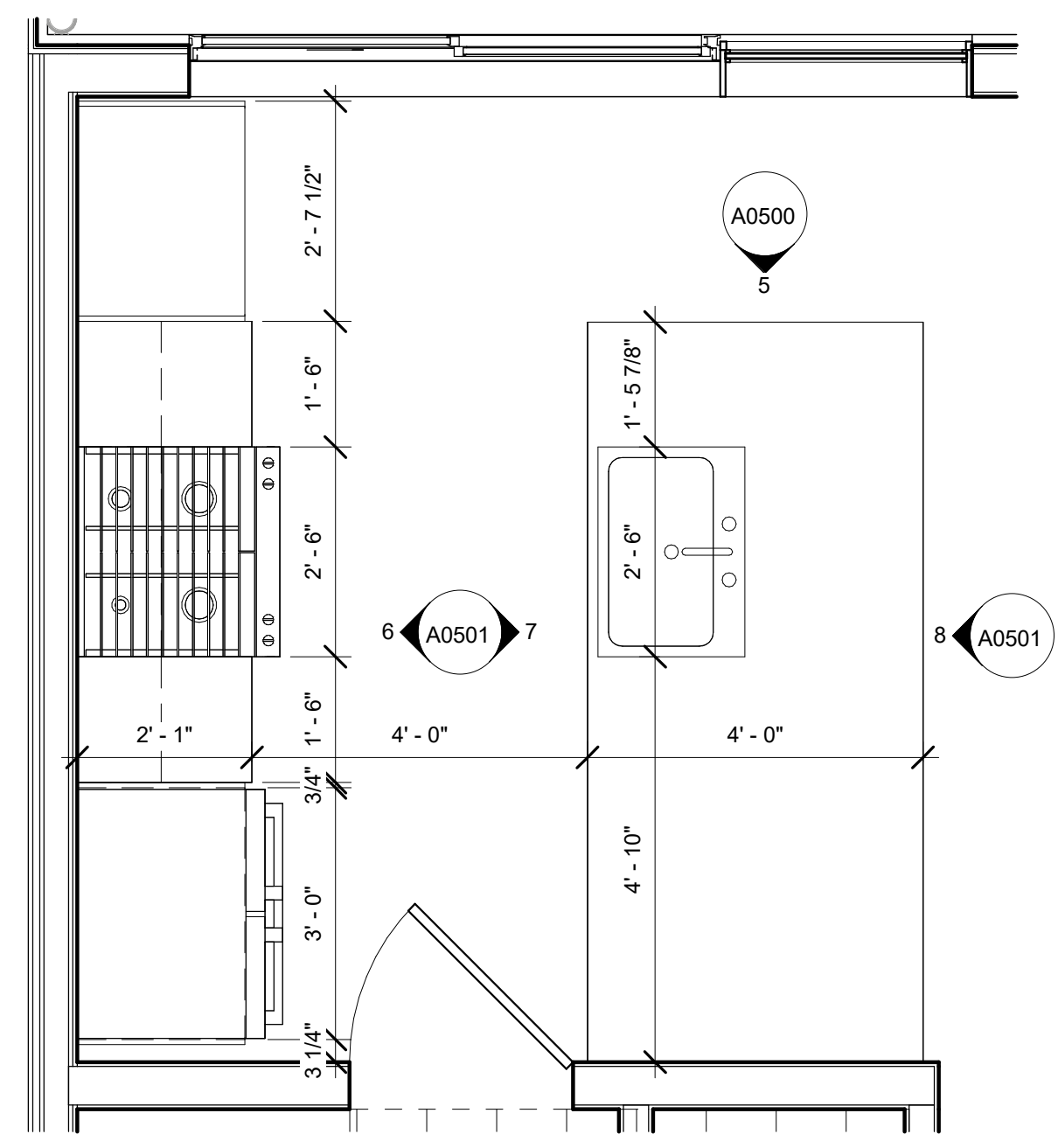
INTERIOR DESIGNER:

PROJECT LOCATION
TERRAIN AT WALTON CREEK
2075 & 2077 WALTON CREEK RD
STEAMBOAT SPRINGS, CO

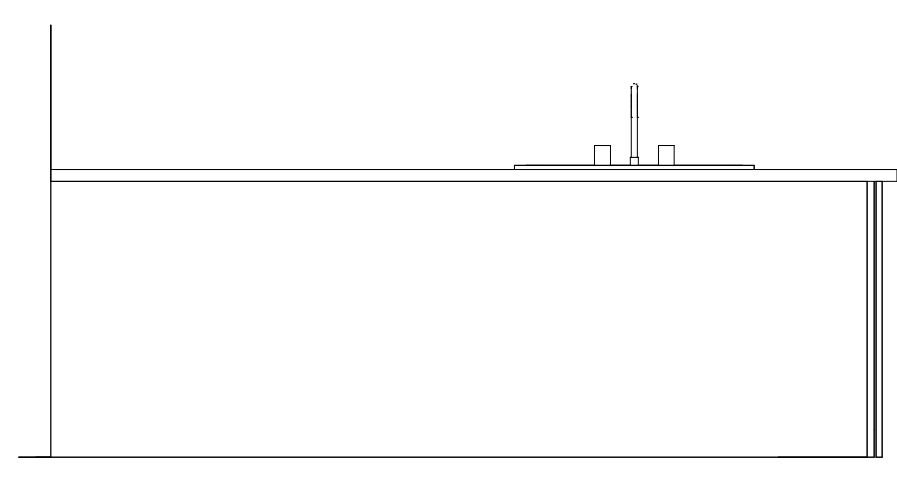
DRAWING TITLE
INTERIOR ELEVATIONS

SEAL

DATE: 03/14/25
DRAWN BY:
CHECKED BY:
PROJECT NO:

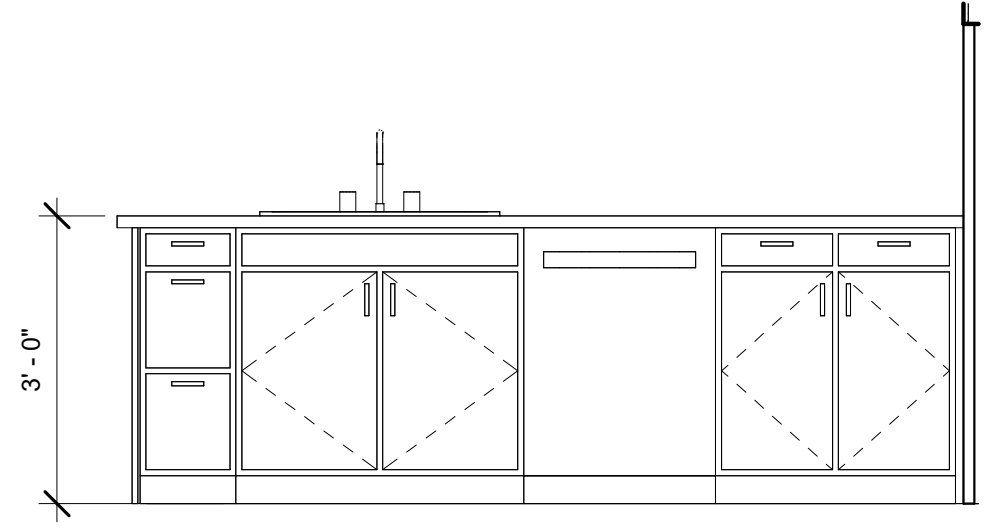
DRAWING NO:
A0501



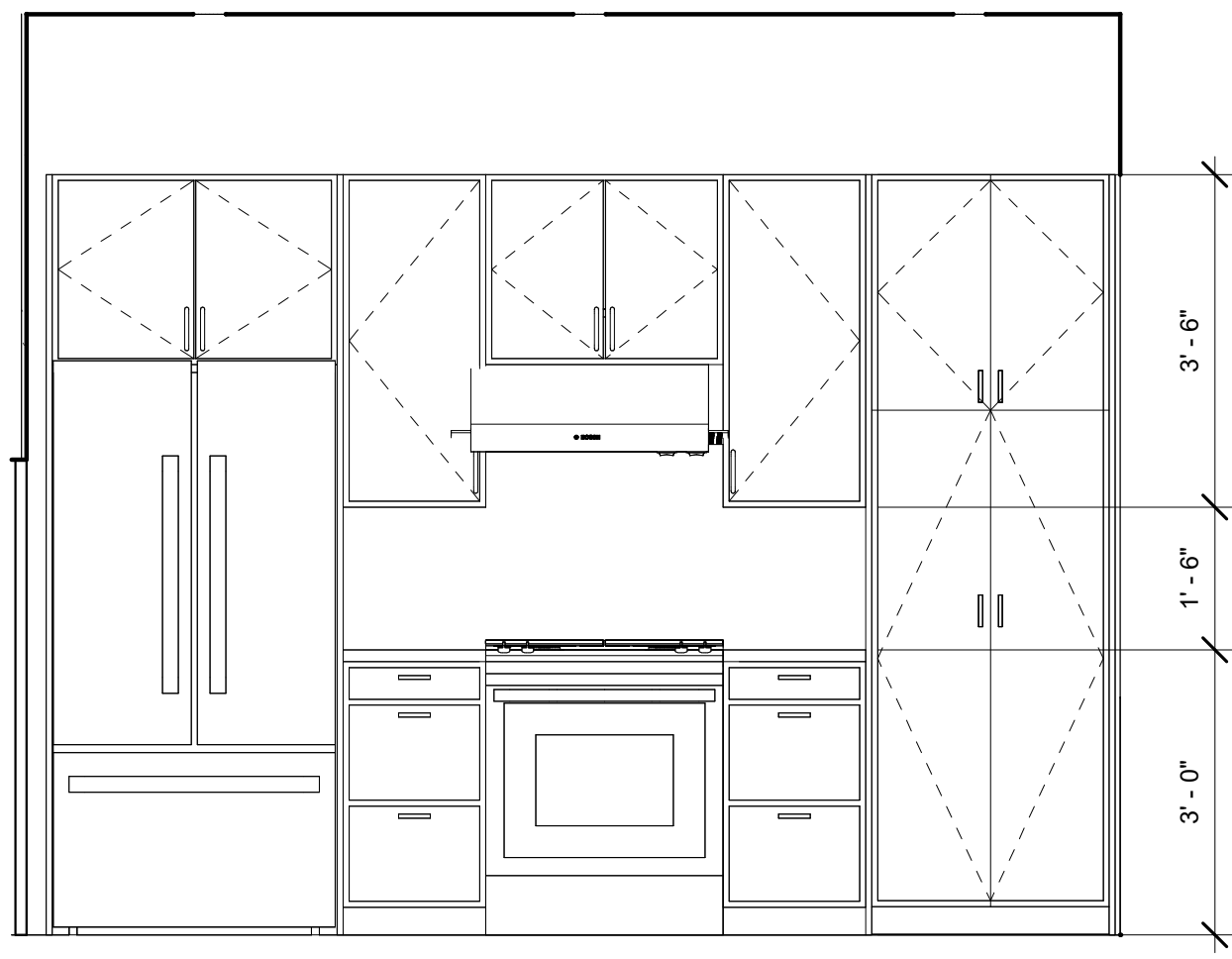
4 KITCHEN TYPE K4 PLAN
1/2" = 1'-0"



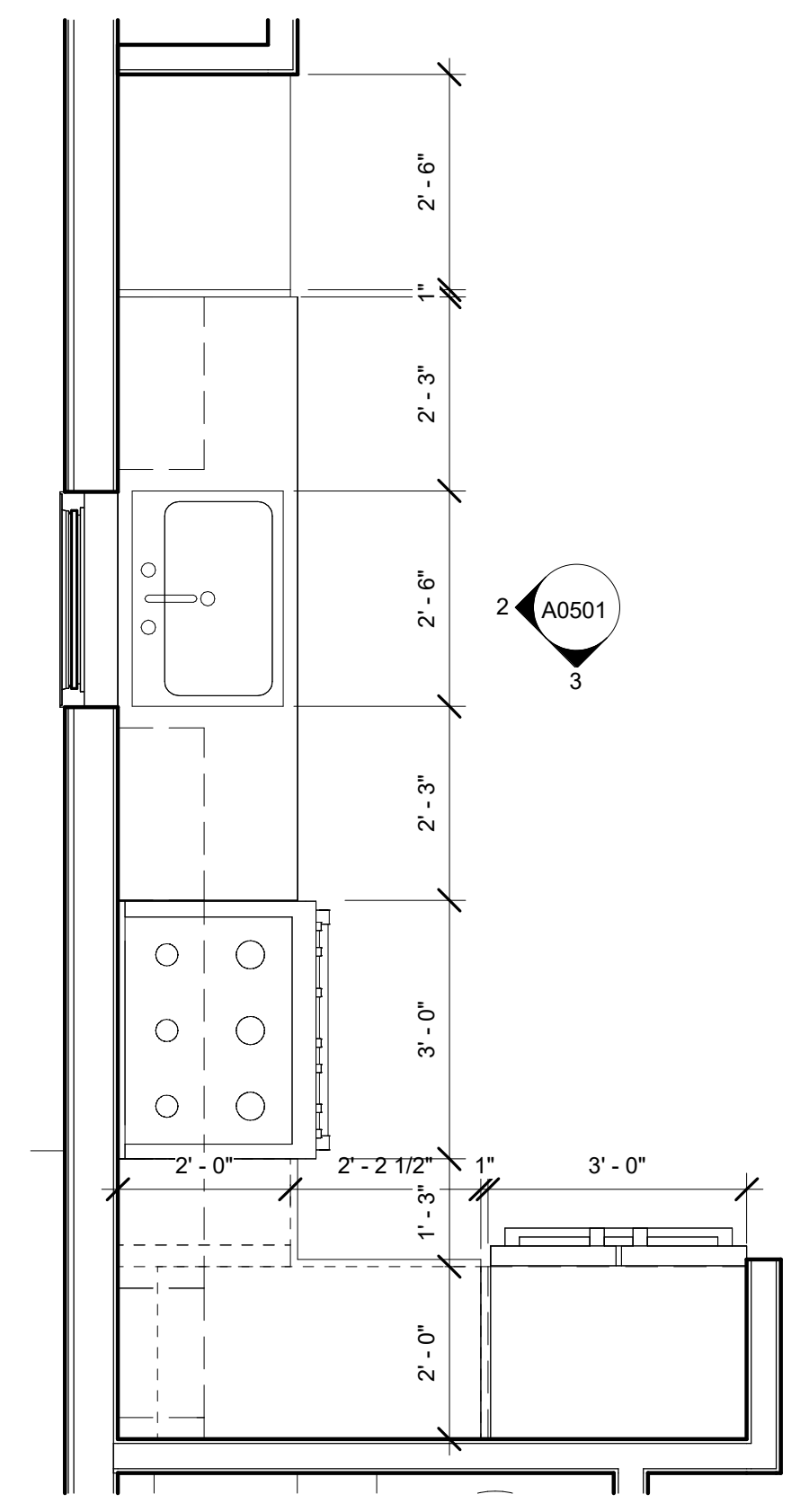
8 KITCHEN TYPE K4 ELEVATION 3
1/2" = 1'-0"



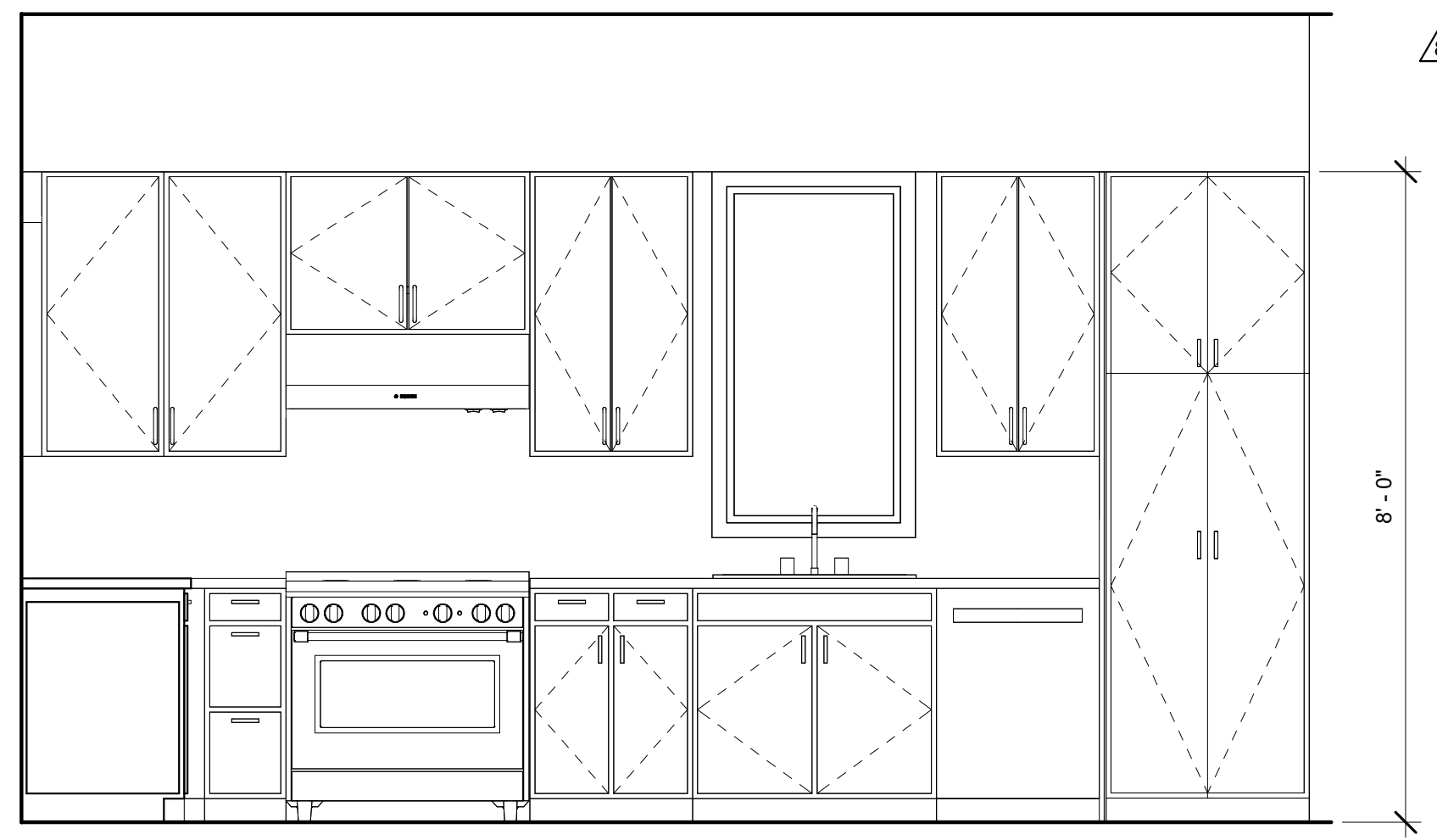
7 KITCHEN TYPE K4 ELEVATION 2
1/2" = 1'-0"



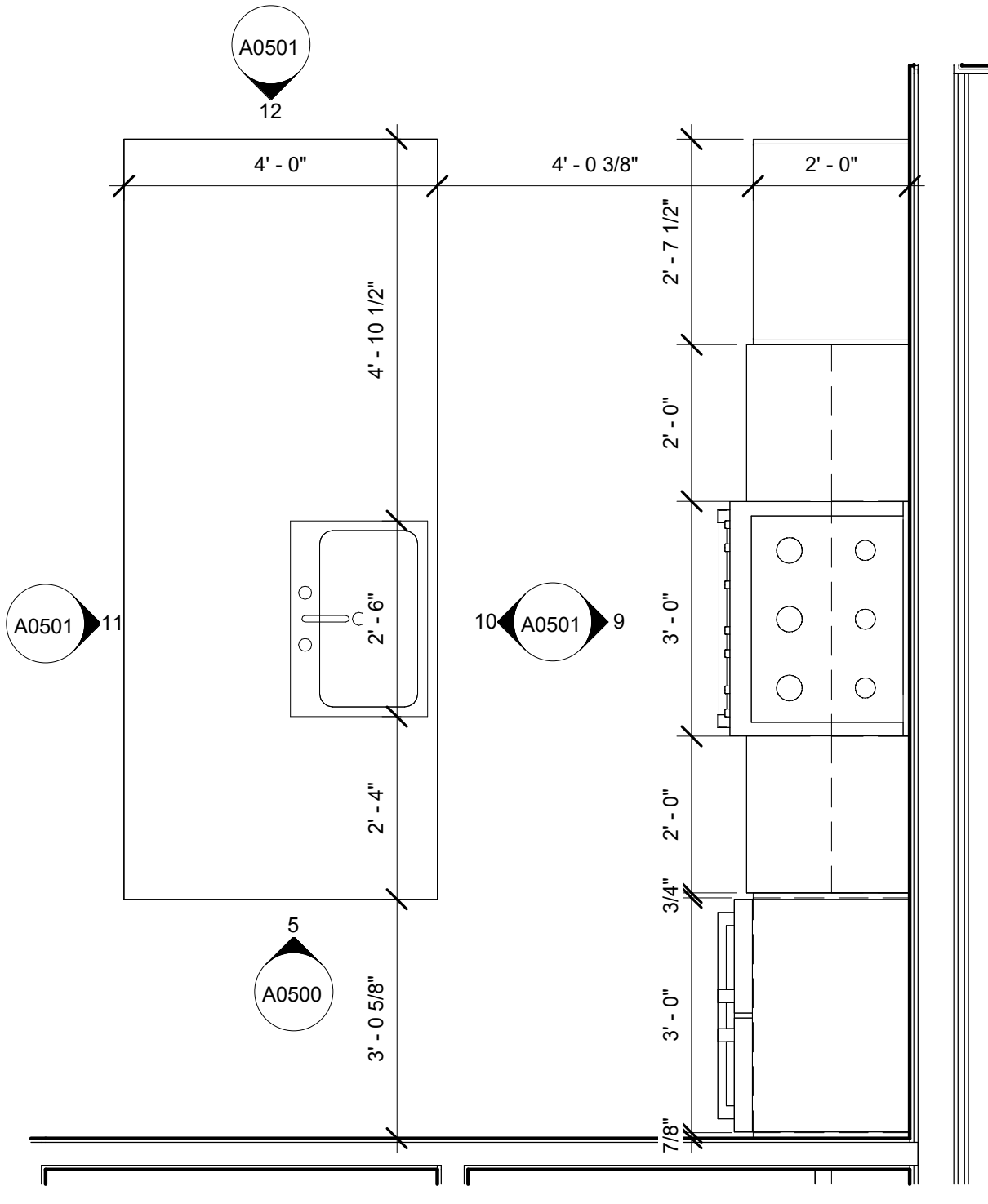
6 KITCHEN TYPE K4 ELEVATION 1
1/2" = 1'-0"



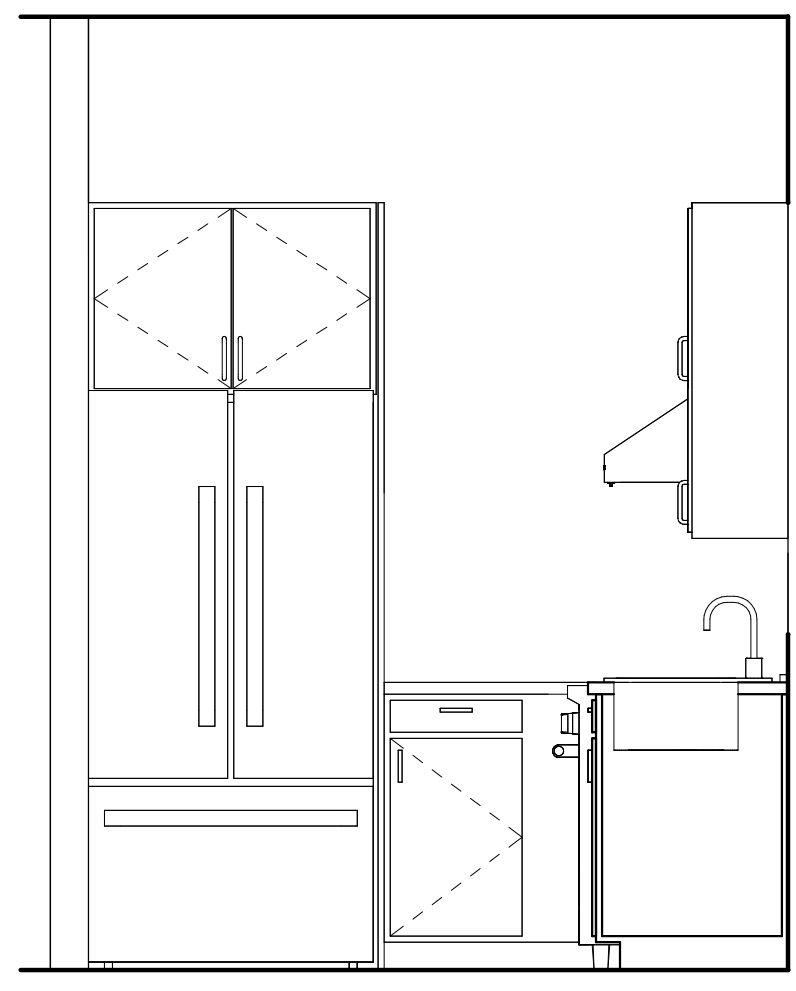
1 KITCHEN TYPE K3 PLAN
1/2" = 1'-0"



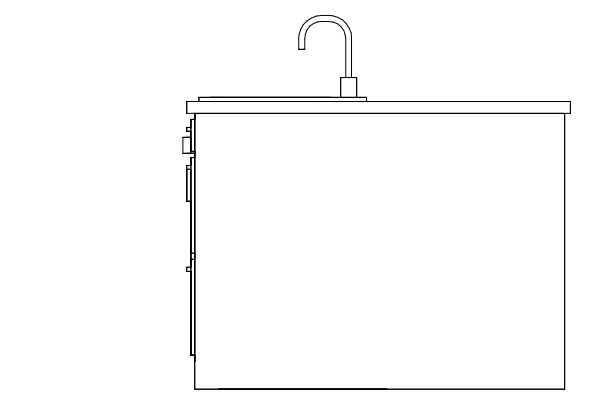
2 KITCHEN TYPE K3 ELEVATION 1
1/2" = 1'-0"



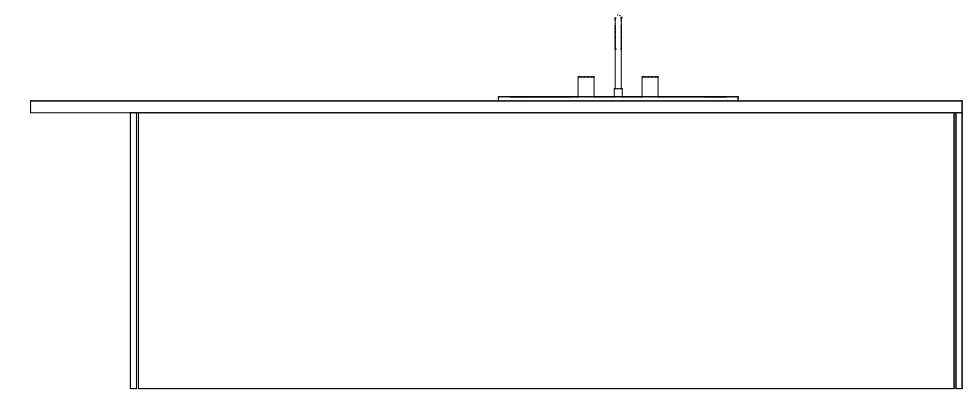
5 KITCHEN TYPE K5 PLAN
1/2" = 1'-0"



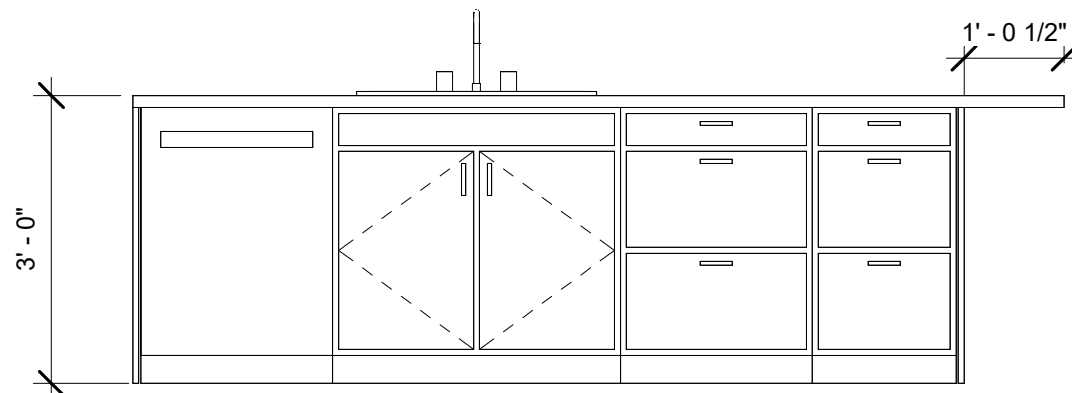
3 KITCHEN TYPE K3 ELEVATION 2
1/2" = 1'-0"



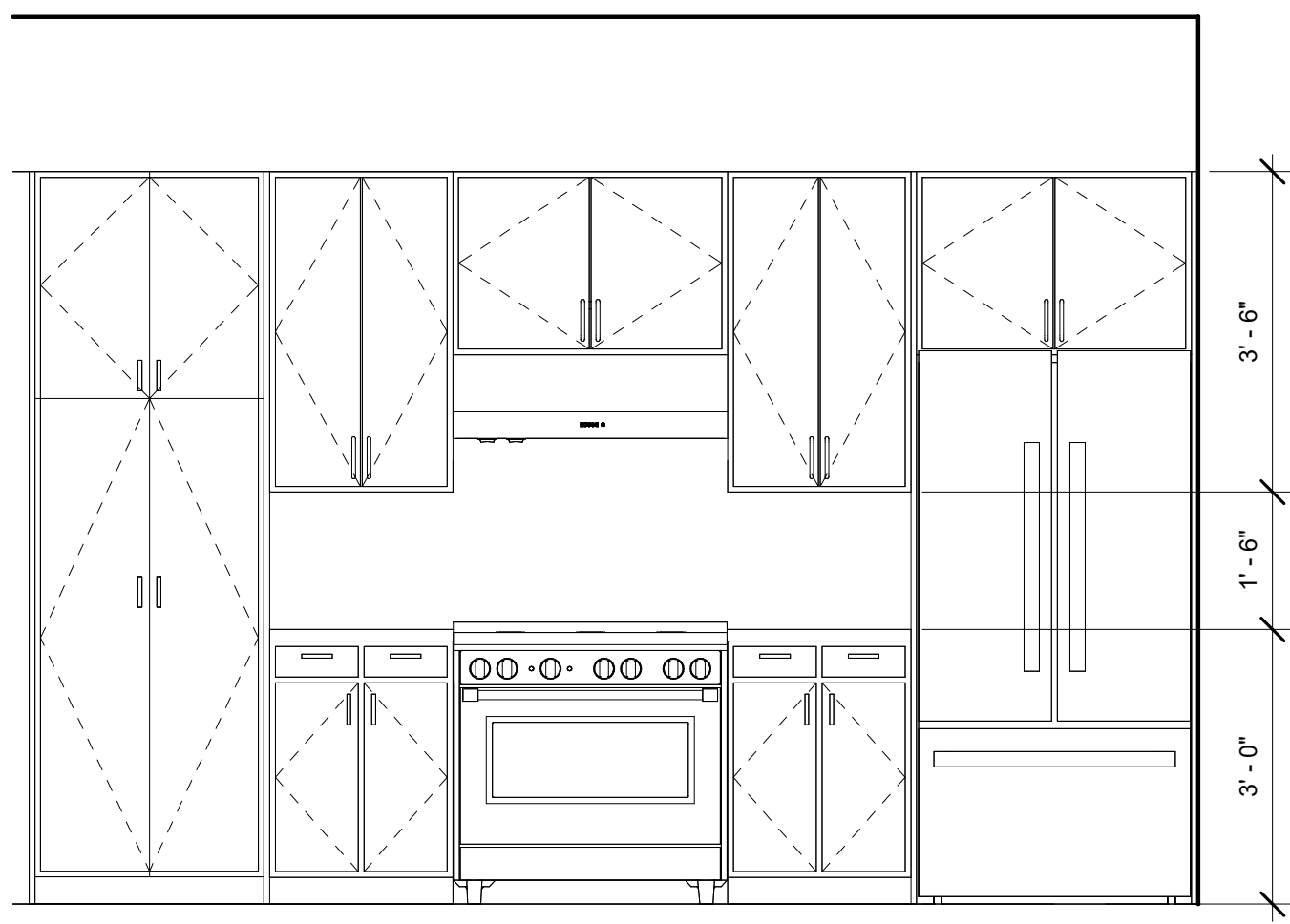
12 KITCHEN TYPE K5 ELEVATION 4
1/2" = 1'-0"




11 KITCHEN TYPE K5 ELEVATION 3
1/2" = 1'-0"



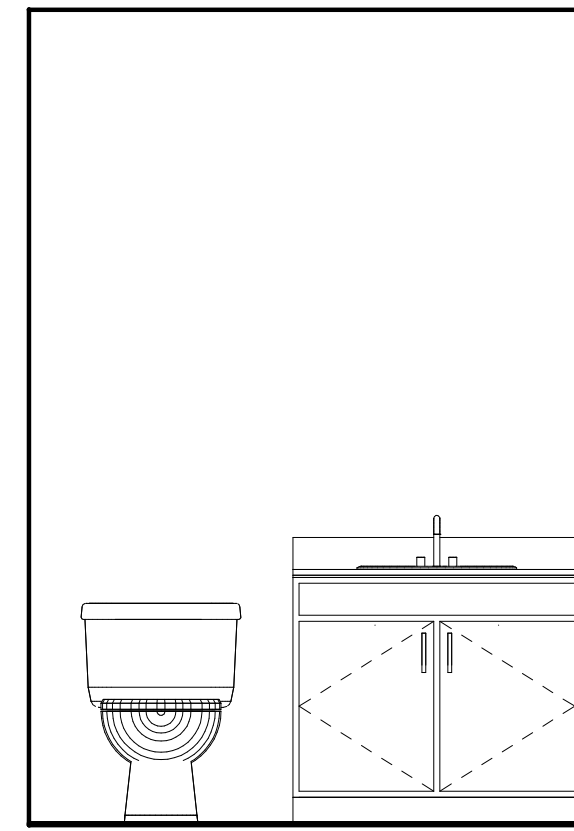
10 KITCHEN TYPE K5 ELEVATION 2
1/2" = 1'-0"



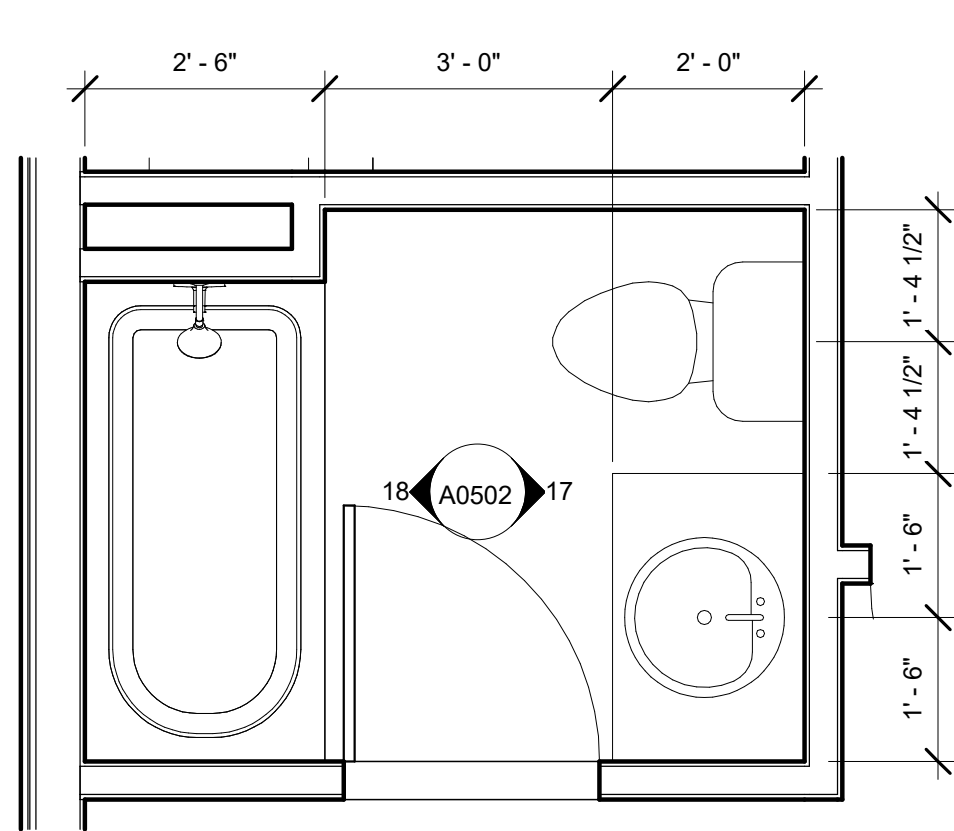
9 KITCHEN TYPE K5 ELEVATION 1
1/2" = 1'-0"



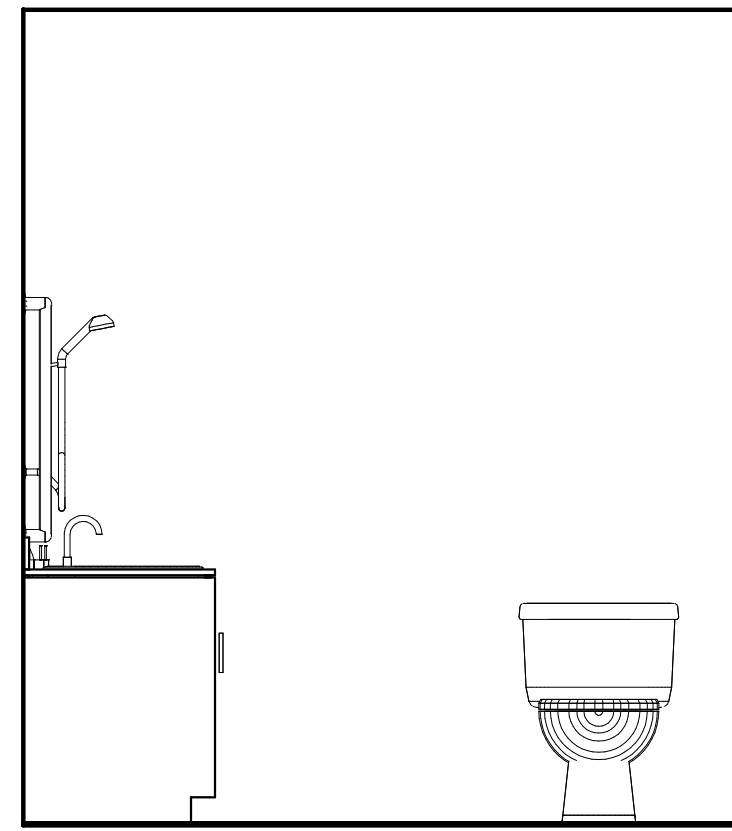
18 BATHROOM TYPE B6 ELEVATION 2
1/2" = 1'-0"



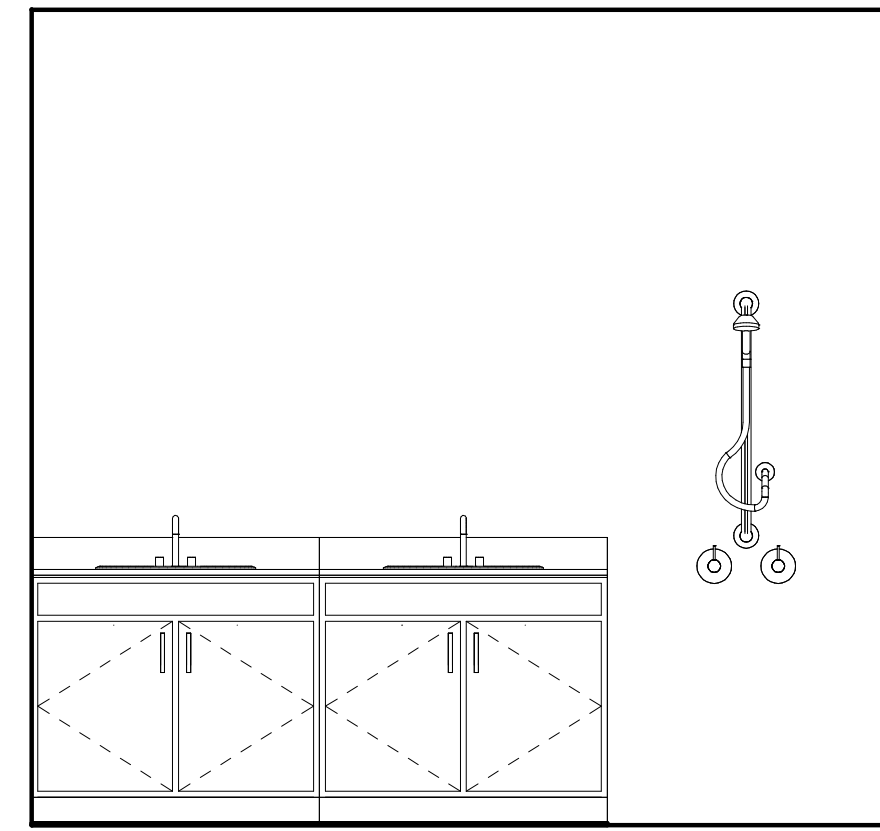
17 BATHROOM TYPE B6 ELEVATION 1
1/2" = 1'-0"



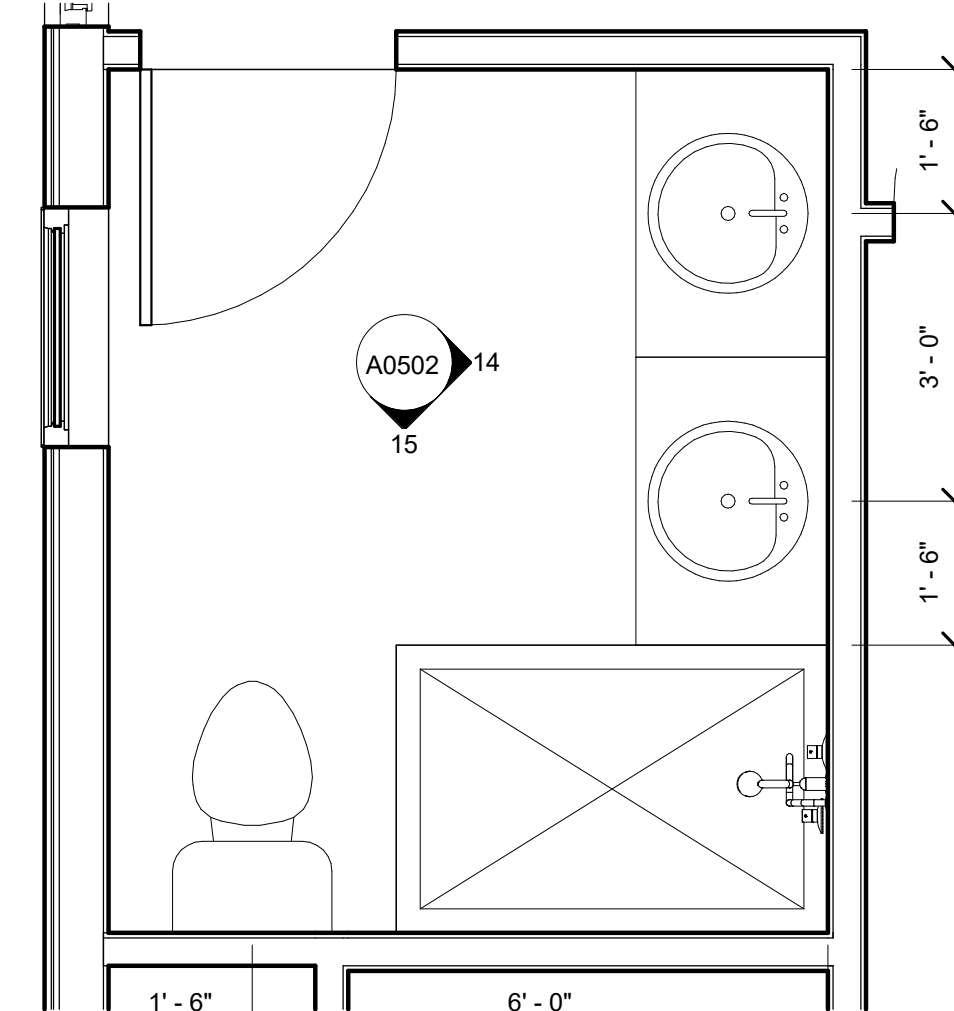
16 BATHROOM TYPE B6 PLAN
1/2" = 1'-0"



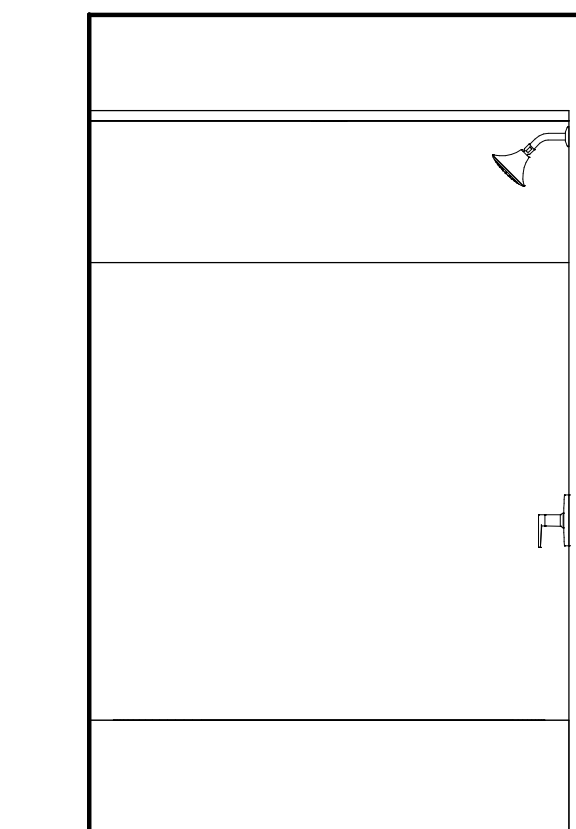
15 BATHROOM TYPE B5 ELEVATION 2
1/2" = 1'-0"



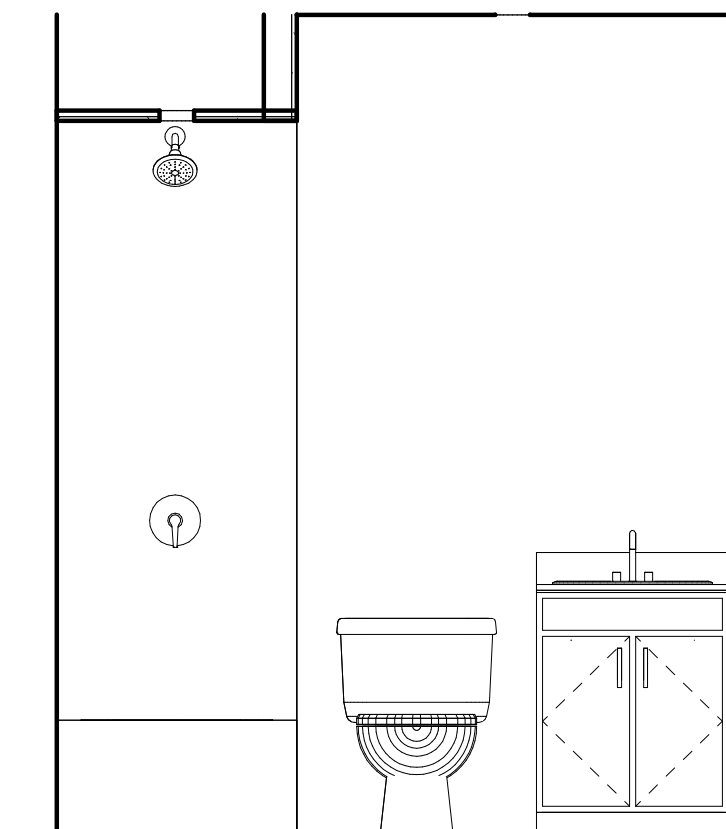
14 BATHROOM TYPE B5 ELEVATION 1
1/2" = 1'-0"



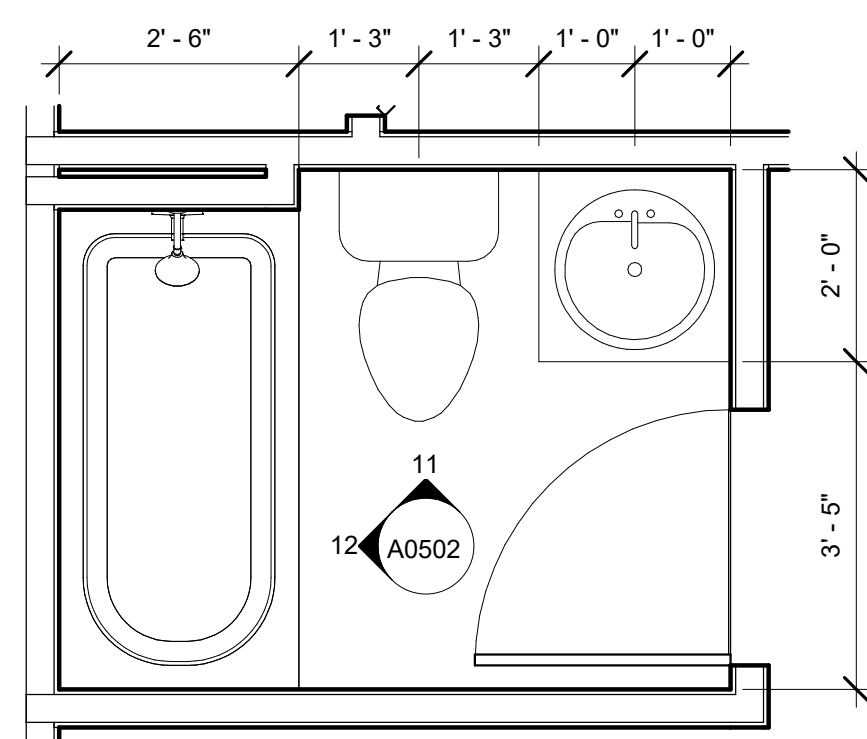
13 BATHROOM TYPE B5 PLAN
1/2" = 1'-0"




12 BATHROOM TYPE B4 ELEVATION 2
1/2" = 1'-0"



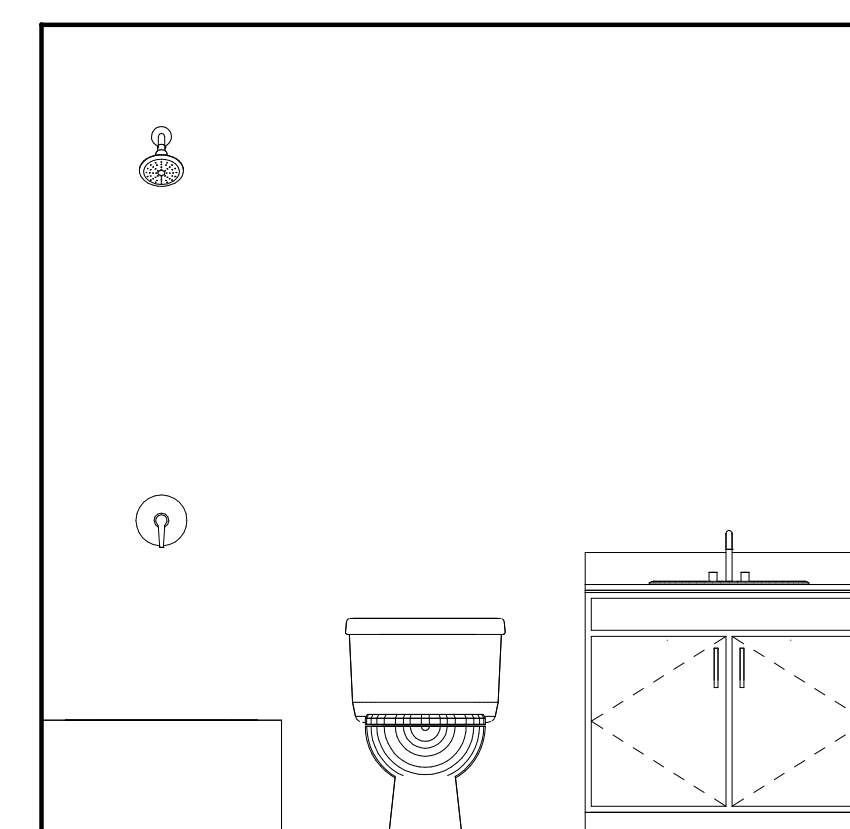
11 BATHROOM TYPE B4 ELEVATION 1
1/2" = 1'-0"



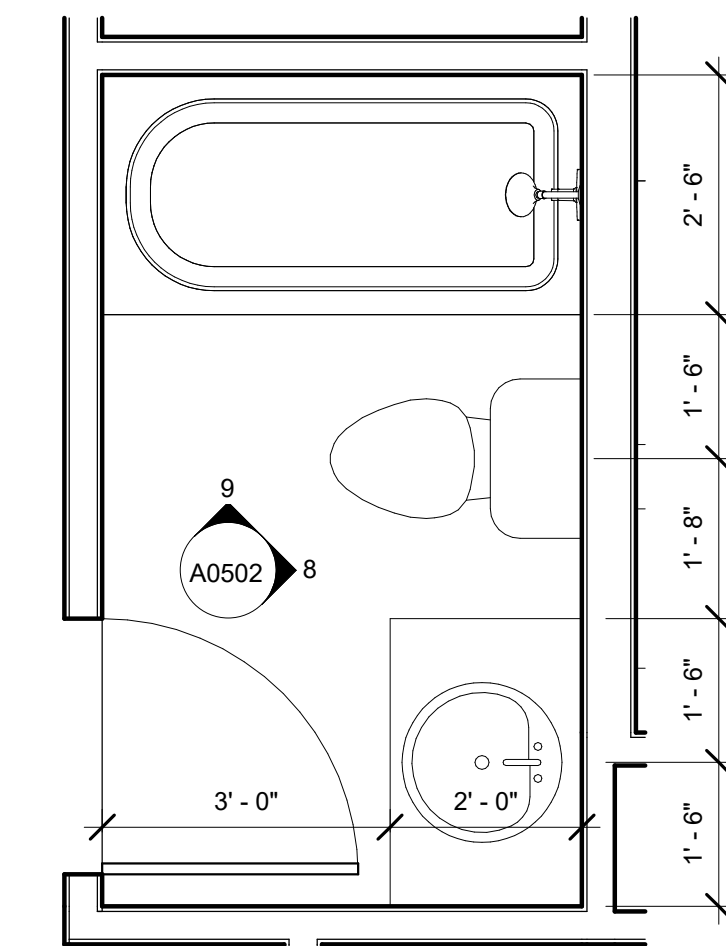
10 BATHROOM TYPE B4 PLAN
1/2" = 1'-0"



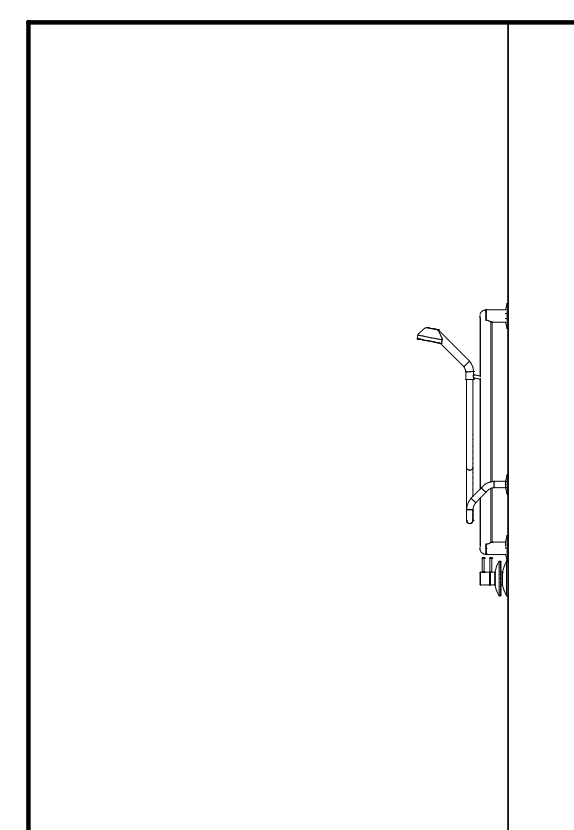
9 BATHROOM TYPE B3 ELEVATION 2
1/2" = 1'-0"



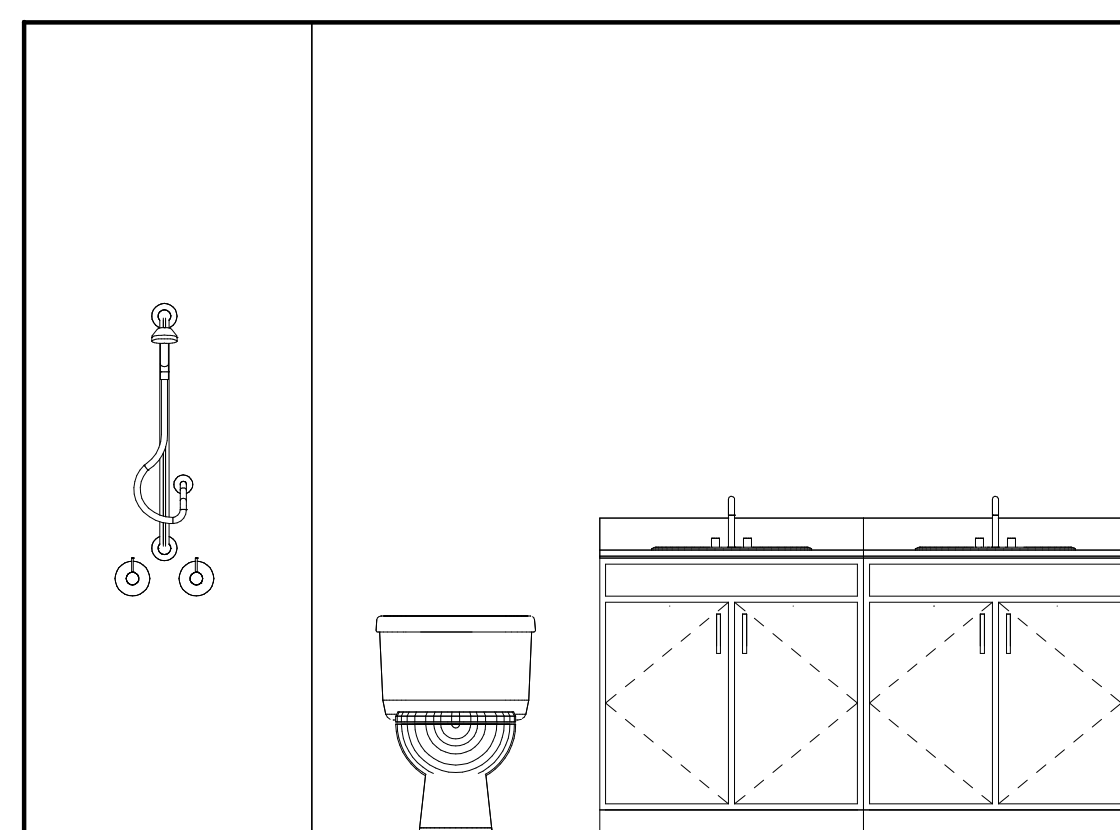
8 BATHROOM TYPE B3 ELEVATION 1
1/2" = 1'-0"



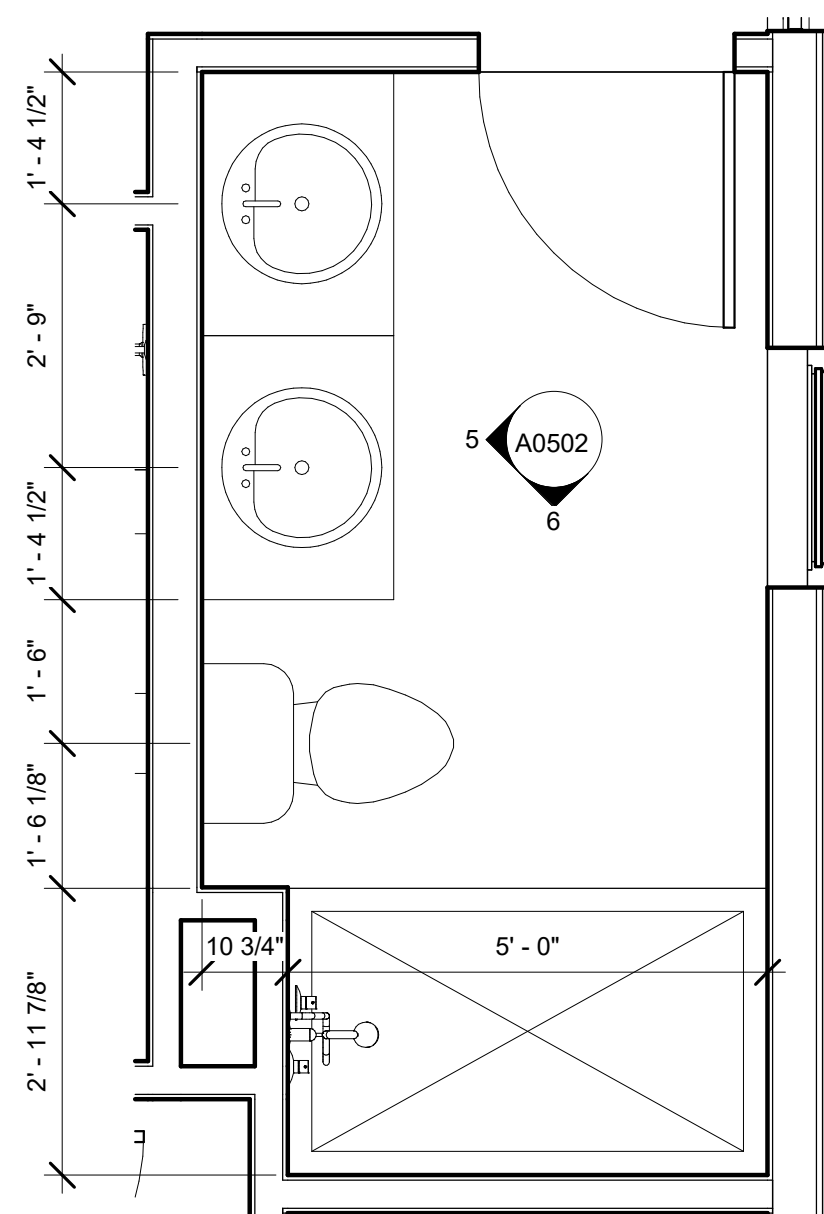
7 BATHROOM TYPE B3 PLAN
1/2" = 1'-0"



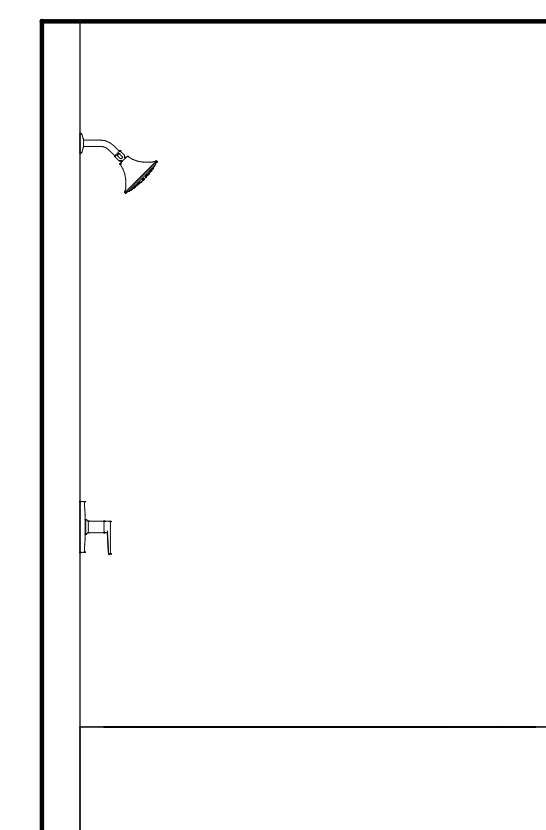
6 BATHROOM TYPE B2 ELEVATION 2
1/2" = 1'-0"



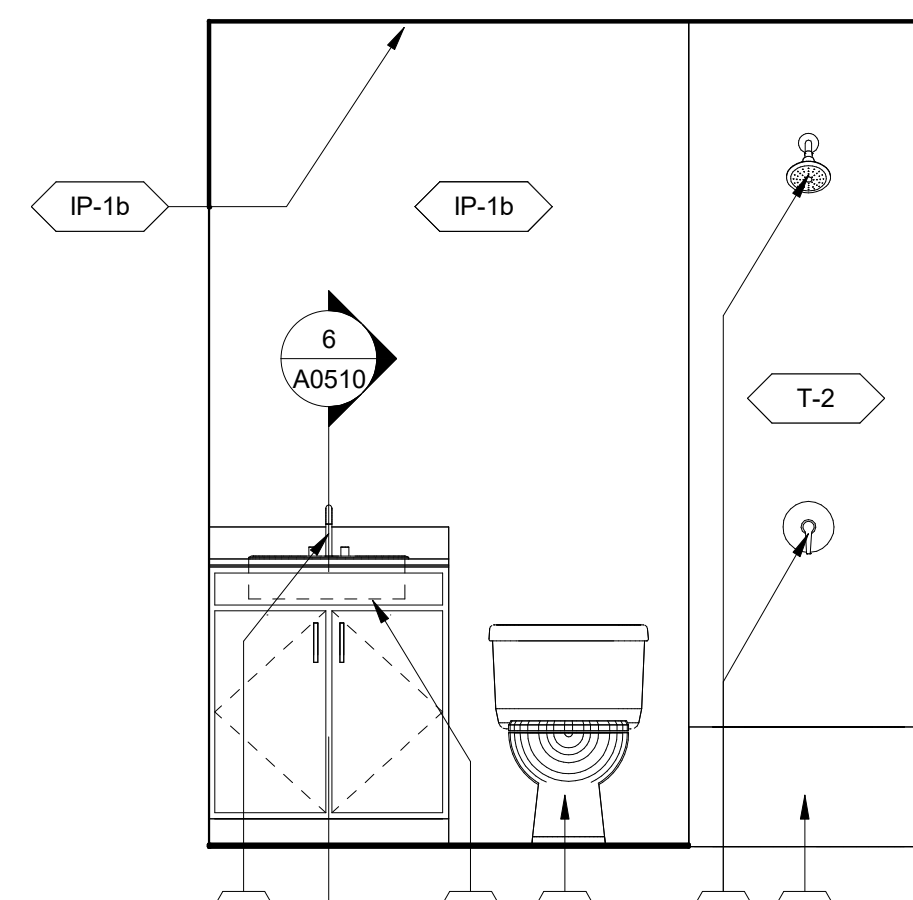
5 BATHROOM TYPE B2 ELEVATION 1
1/2" = 1'-0"



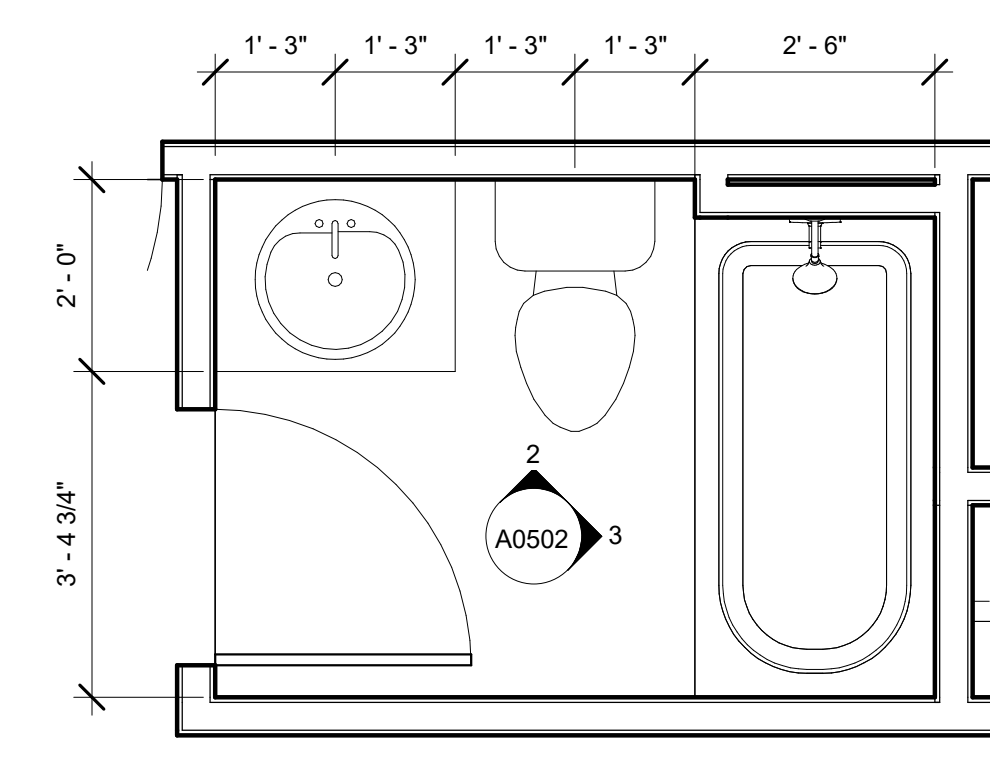
4 BATHROOM TYPE B2 PLAN
1/2" = 1'-0"



3 BATHROOM TYPE B1 ELEVATION 2
1/2" = 1'-0"



2 BATHROOM TYPE B1 ELEVATION 1
1/2" = 1'-0"



1 BATHROOM TYPE B1 PLAN
1/2" = 1'-0"

APPROVAL STAMPS:

Reviewed for code compliance

01/21/2026

No.	Date	Description
8	09.10.25	ASI-05
2	05.02.25	PERM. COMMENTS #1
1	03.24.25	ISSUED FOR PERMIT

SUBMISSIONS & REVISIONS

OWNER

MAY RIEGLER PROPERTIES
7200 WISCONSIN AVE #500
BETHESDA, MD 20814

ARCHITECT

K A S A

KEVIN & ASAKO SPERRY ARCHITECTURE
500 7TH AVENUE 8TH FLOOR
NEW YORK, NY 10018
T.312.636.3248
www.kasa-arch.com

GENERAL CONTRACTOR

KOCON
2220 CURVE PLAZA, STE 203
PO BOX 775735
STEAMBOAT SPRINGS, CO 80487

CIVIL ENGINEER

BASLINE ENGINEERS
1169 HILLTOP PARKWAY, SUITE 204
PO BOX 770152
STEAMBOAT SPRINGS, CO 80487

LANDSCAPE ARCHITECT

BASLINE ENGINEERS
1169 HILLTOP PARKWAY, SUITE 204
PO BOX 770152
STEAMBOAT SPRINGS, CO 80487

STRUCTURAL ENGINEER

CRAIG FRITSHEN ENGINEERING, LLC
PO BOX 772759
STEAMBOAT SPRINGS, CO 80477

ELECTRICAL ENGINEERS

WILDER ENGINEERING LLC
1170 BLUE SAGE DRIVE
STEAMBOAT SPRINGS, CO 80487

INTERIOR DESIGNER:

PROJECT LOCATION

TERRAIN AT WALTON CREEK
2075 & 2077 WALTON CREEK RD
STEAMBOAT SPRINGS, CO

DRAWING TITLE

INTERIOR ELEVATIONS

SEAL

COLORADO LICENSED ARCHITECT

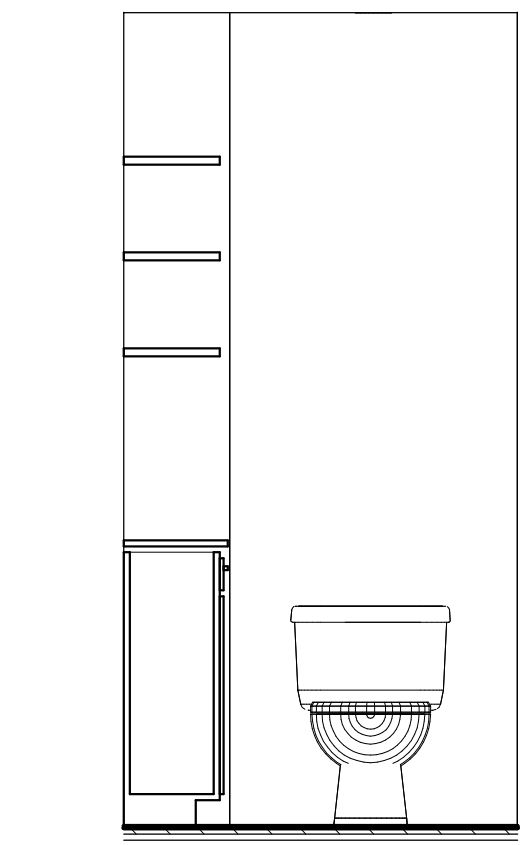
KEVIN C. SPERRY

406217


DATE: 03/14/25
DRAWN BY:
CHECKED BY:
PROJECT NO:

DRAWING NO:
A0502

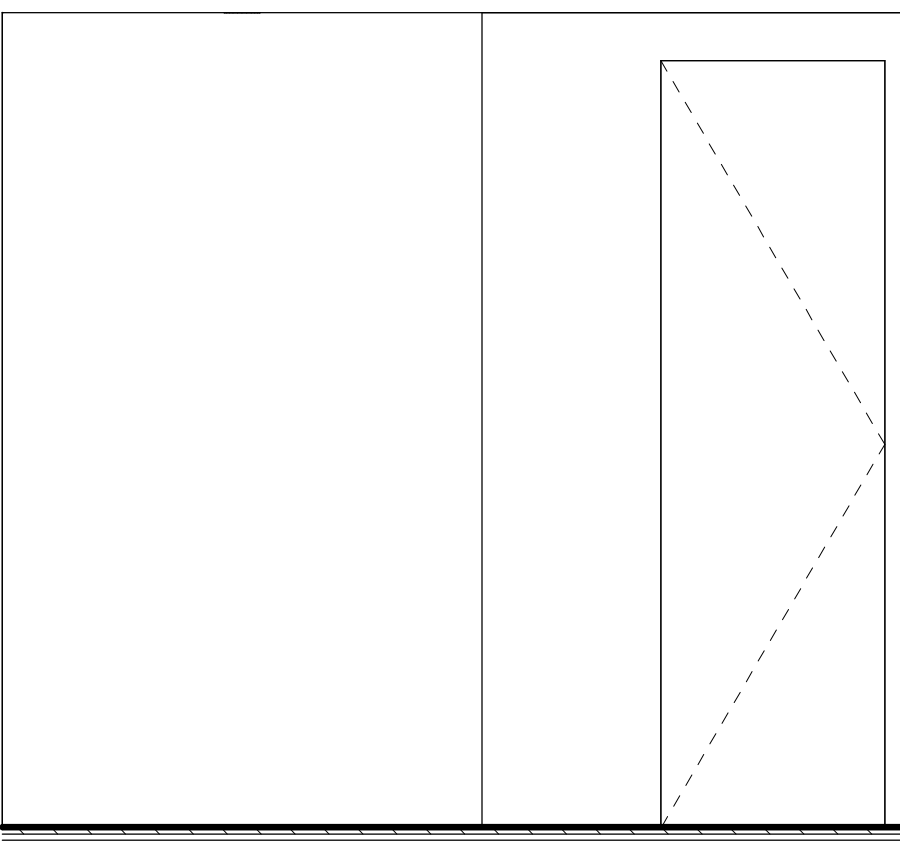
COPYRIGHT 2019



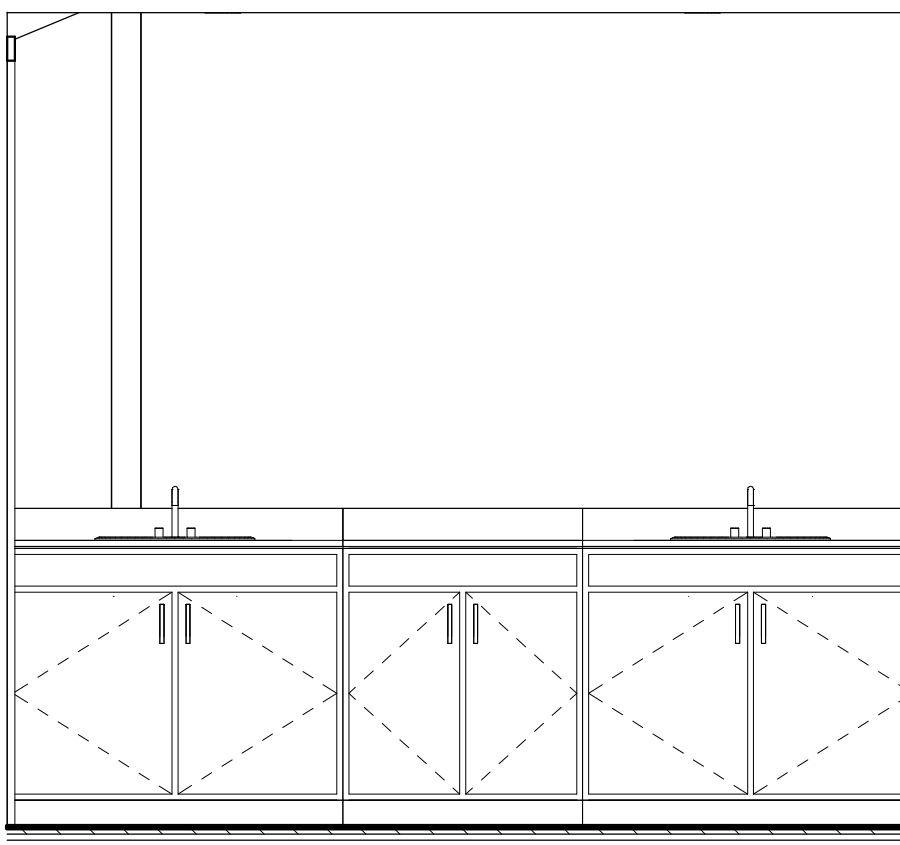
14 BATHROOM TYPE B10 ELEVATION 4
A0503/A0503 1/2" = 1'-0"



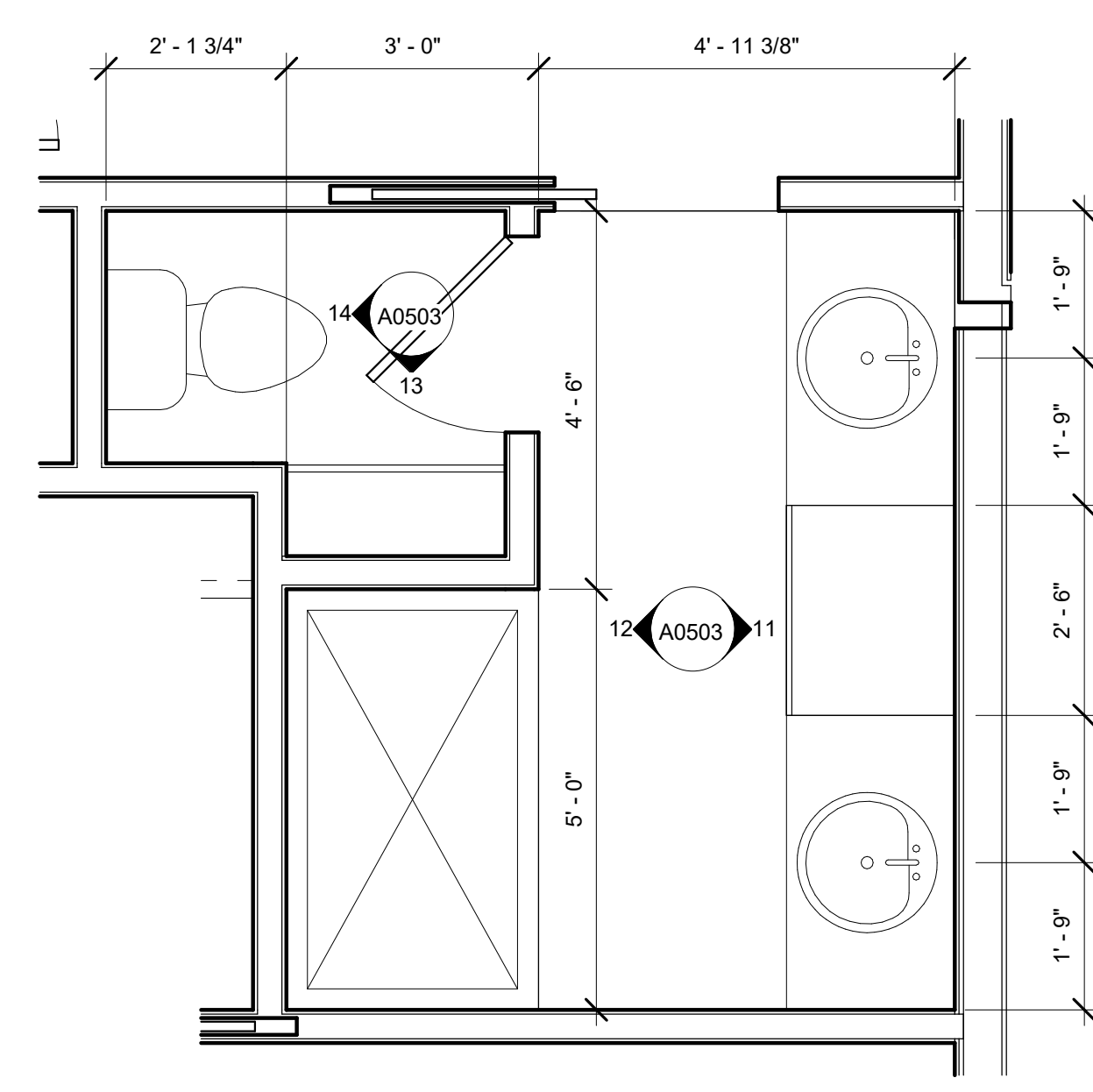
13 BATHROOM TYPE B10 ELEVATION 3
A0503/A0503 1/2" = 1'-0"



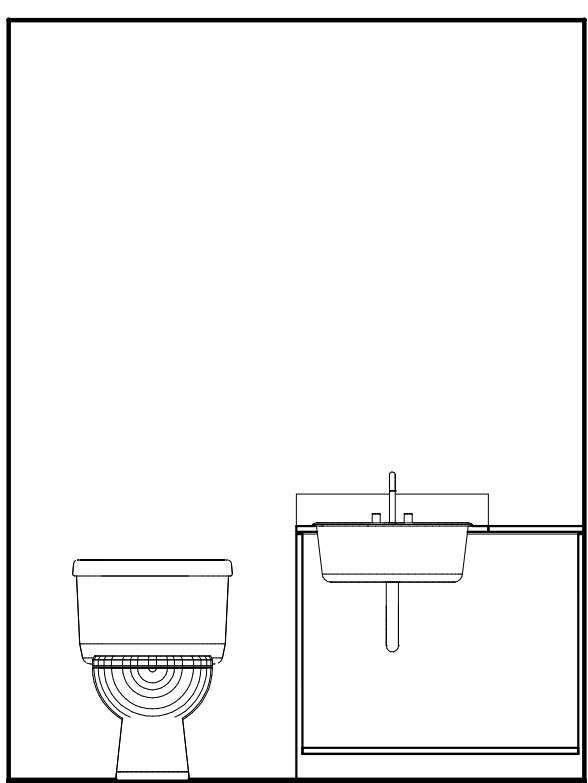
12 BATHROOM TYPE B10 ELEVATION 2
A0503/A0503 1/2" = 1'-0"



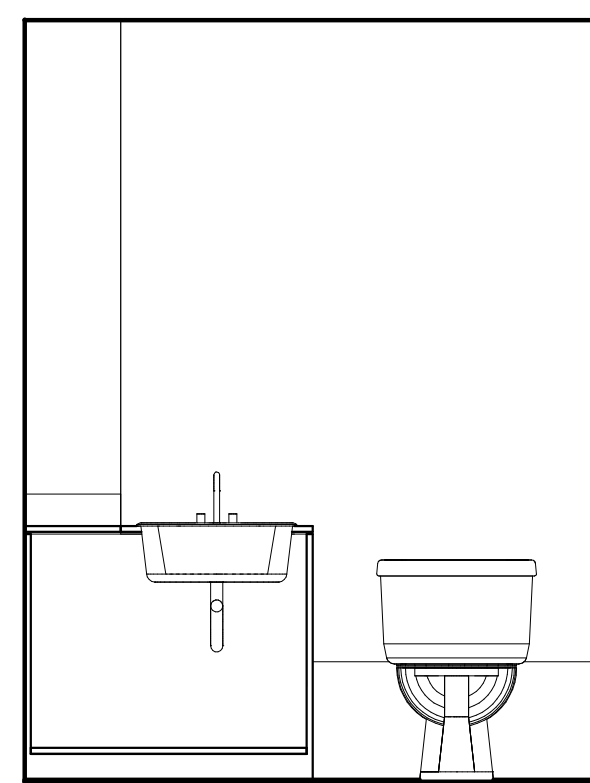
11 BATHROOM TYPE B10 ELEVATION 1
A0503/A0503 1/2" = 1'-0"



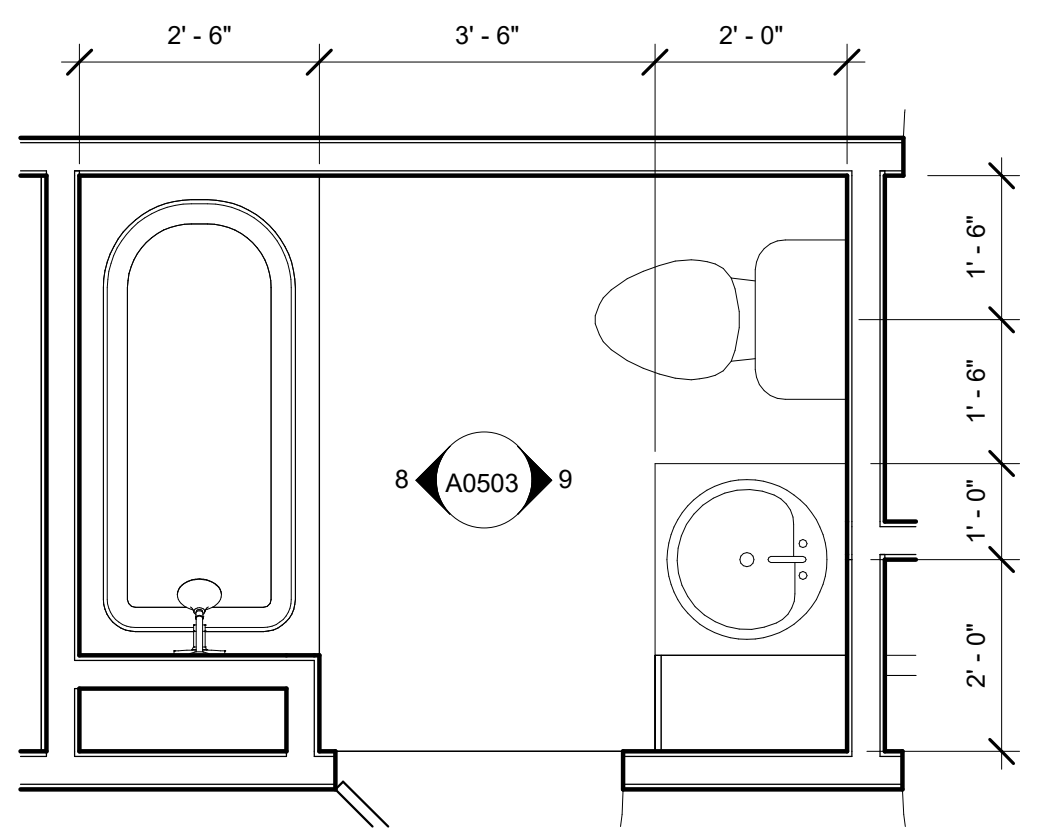
10 BATHROOM TYPE B10 PLAN
A0404/A0503 1/2" = 1'-0"



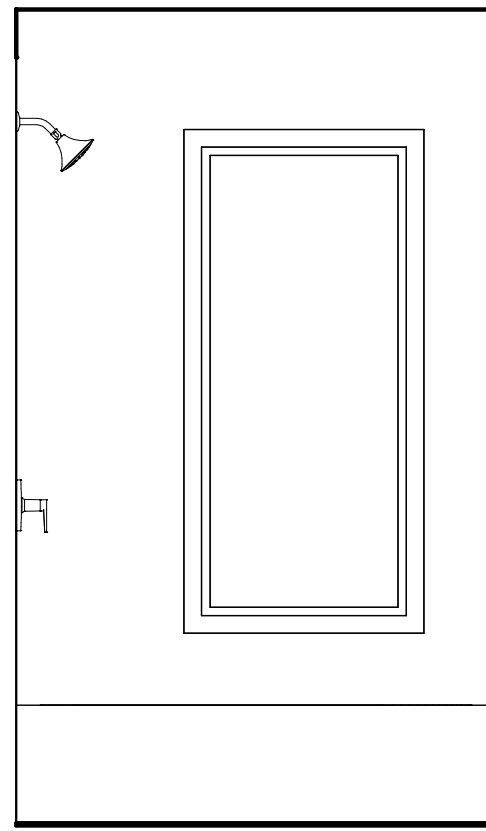
9 BATHROOM TYPE B9 ELEVATION 2
A0503/A0503 1/2" = 1'-0"




8 BATHROOM TYPE B9 ELEVATION 1
A0503/A0503 1/2" = 1'-0"



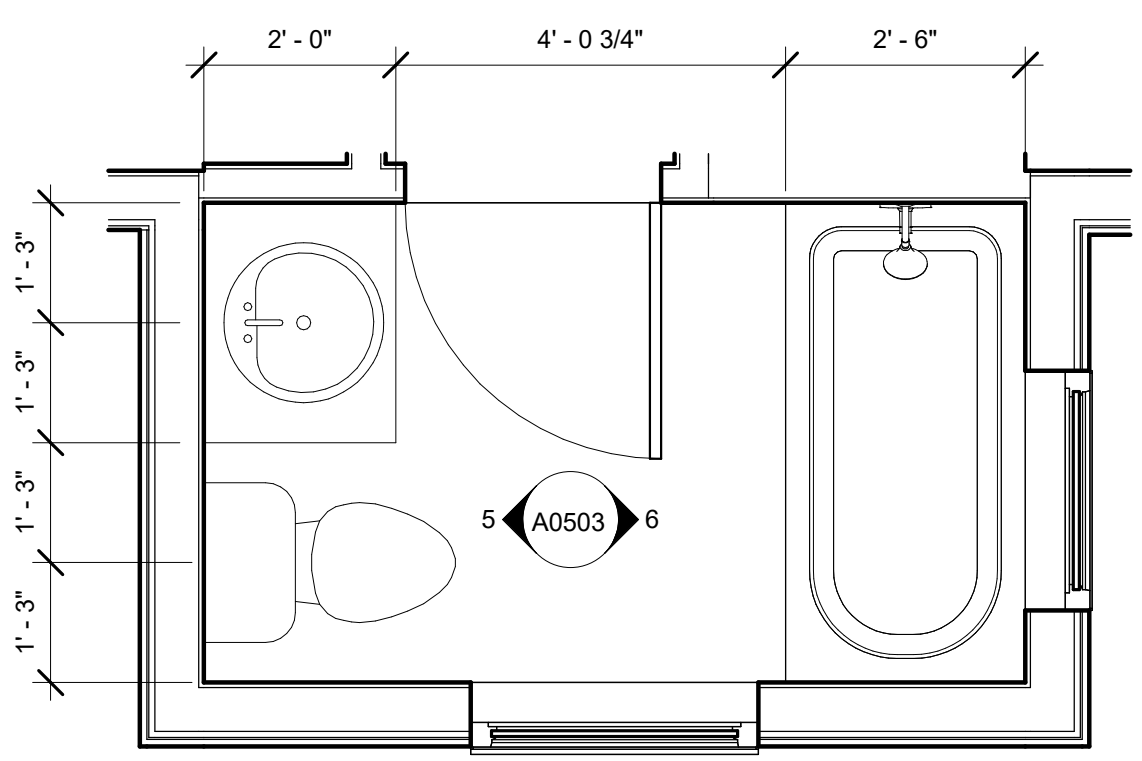
7 BATHROOM TYPE B9 PLAN
A0404/A0503 1/2" = 1'-0"



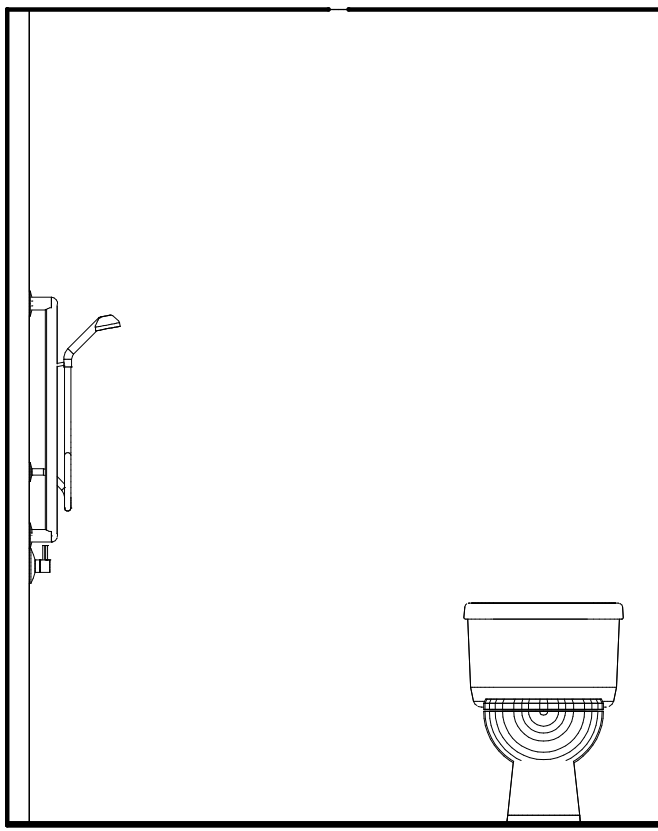
6 BATHROOM TYPE B8 ELEVATION 2
A0503/A0503 1/2" = 1'-0"



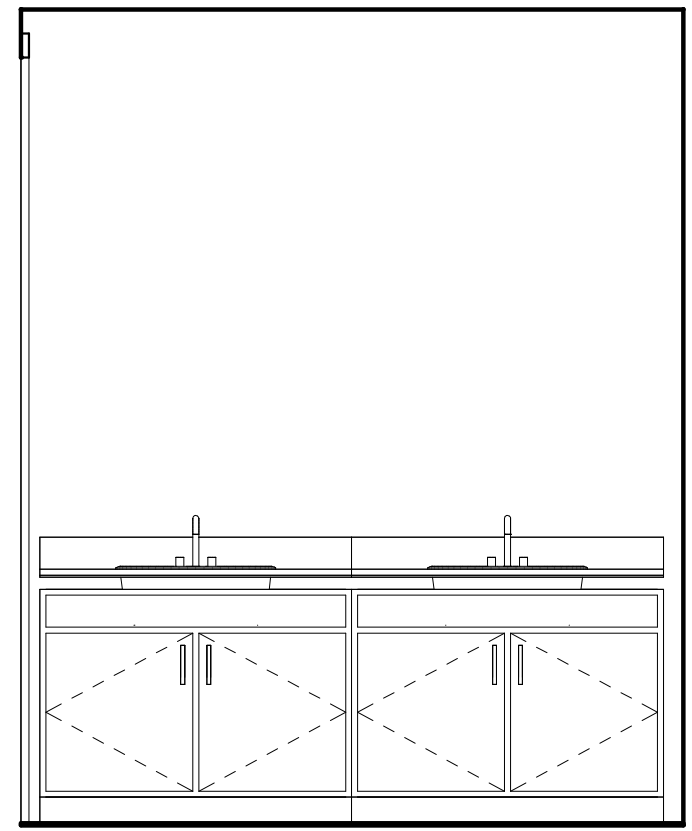
5 BATHROOM TYPE B8 ELEVATION 1
A0503/A0503 1/2" = 1'-0"



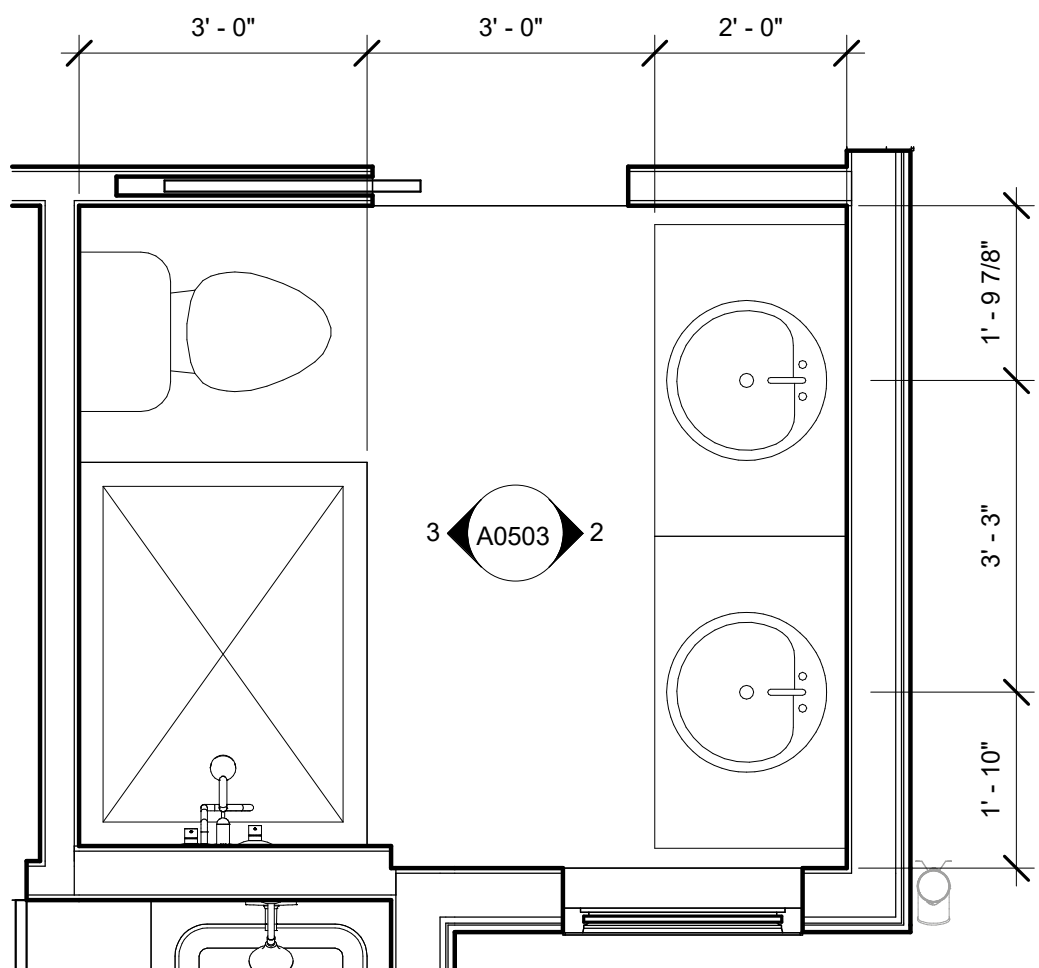
4 BATHROOM TYPE B8 PLAN
A0403/A0503 1/2" = 1'-0"



3 BATHROOM TYPE B7 ELEVATION 2
A0503/A0503 1/2" = 1'-0"



2 BATHROOM TYPE B7 ELEVATION 1
A0503/A0503 1/2" = 1'-0"



1 BATHROOM TYPE B7 PLAN
A0403/A0503 1/2" = 1'-0"

Reviewed for code compliance

01/21/2026

No.	Date	Description
8	09.10.25	ASI-05
2	05.02.25	PERM. COMMENTS #1
1	03.24.25	ISSUED FOR PERMIT

SUBMISSIONS & REVISIONS

OWNER
MAY RIEGLER PROPERTIES
7200 WISCONSIN AVE #500
BETHESDA, MD 20814

ARCHITECT
KASA
KEVIN & ASAKO SPERRY ARCHITECTURE
500 7TH AVENUE 8TH FLOOR
NEW YORK, NY 10018
T.312.636.3248
www.kasa-arch.com

GENERAL CONTRACTOR
KOCON
2220 CURVE PLAZA, STE 203
PO BOX 775735
STEAMBOAT SPRINGS, CO 80487

CIVIL ENGINEER
BASLINE ENGINEERS
1169 HILLTOP PARKWAY, SUITE 204
PO BOX 770152
STEAMBOAT SPRINGS, CO 80487

LANDSCAPE ARCHITECT
BASLINE ENGINEERS
1169 HILLTOP PARKWAY, SUITE 204
PO BOX 770152
STEAMBOAT SPRINGS, CO 80487


STRUCTURAL ENGINEER
CRAIG FRITHSEN ENGINEERING, LLC
PO BOX 772759
STEAMBOAT SPRINGS, CO 80477

ELECTRICAL ENGINEERS
WILDER ENGINEERING LLC
1170 BLUE SAGE DRIVE
STEAMBOAT SPRINGS, CO 80487


INTERIOR DESIGNER:

PROJECT LOCATION
TERRAIN AT WALTON CREEK
2075 & 2077 WALTON CREEK RD
STEAMBOAT SPRINGS, CO

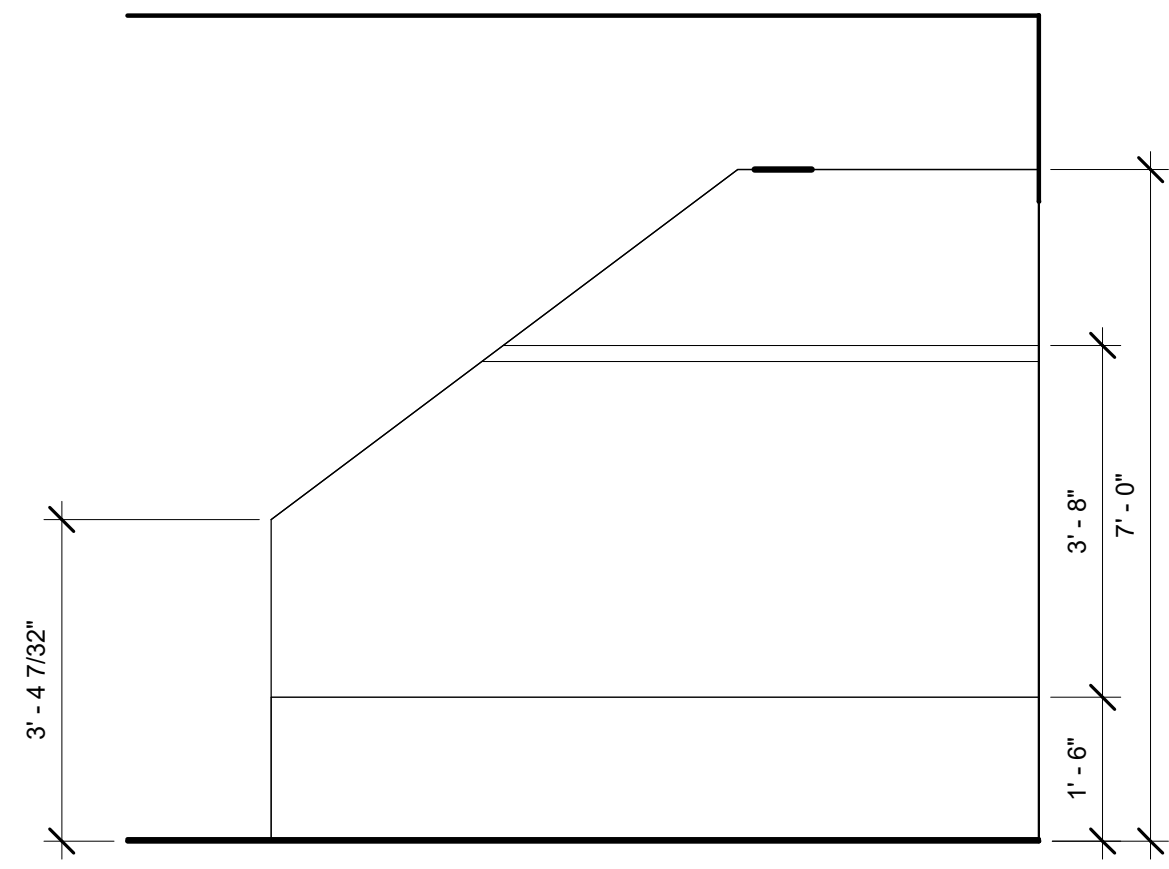
DRAWING TITLE
INTERIOR ELEVATIONS

SEAL:  DATE: 03/14/25
DRAWN BY:
CHECKED BY:
PROJECT NO:

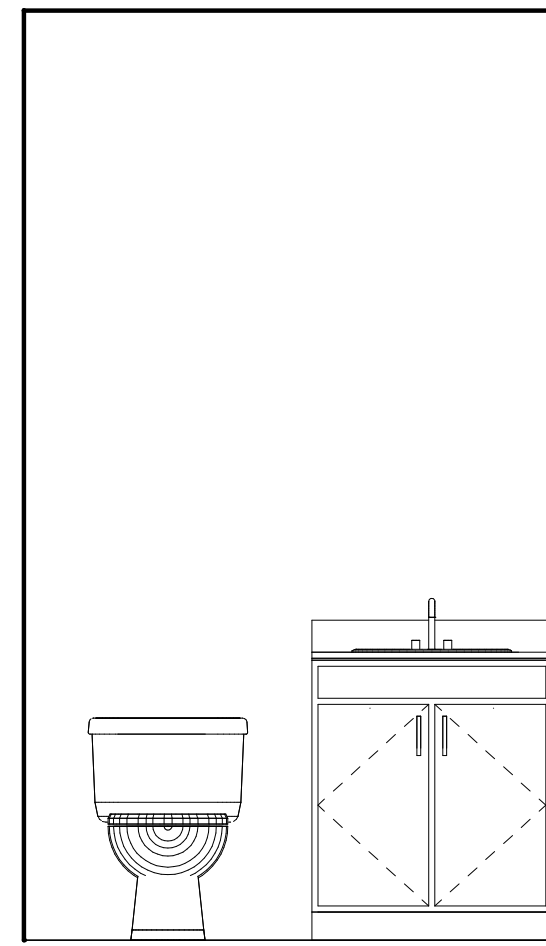
DRAWING NO:
A0503



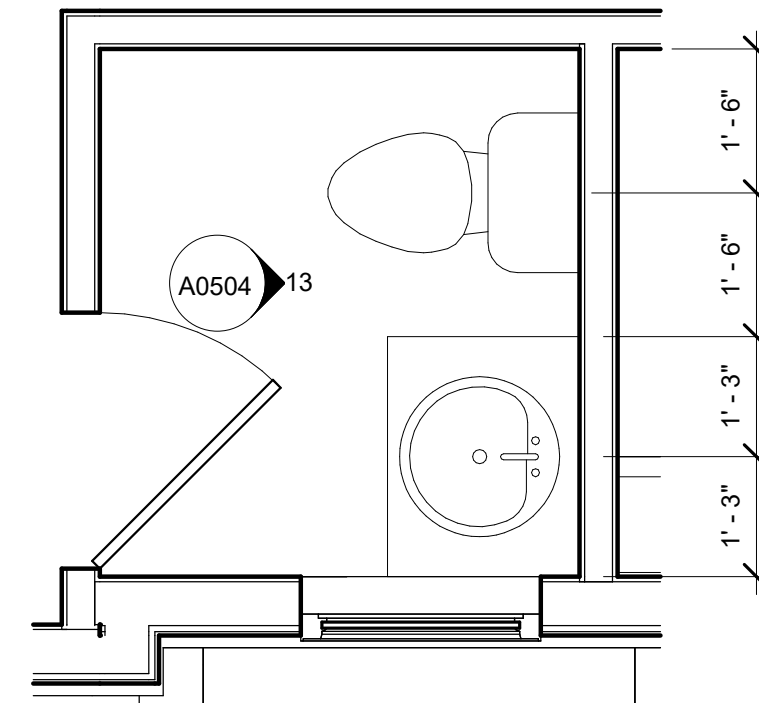
26 UNIT 1A MAIN FLOOR VESTIBULE CUBBIE ELEVATION
1/2" = 1'-0"



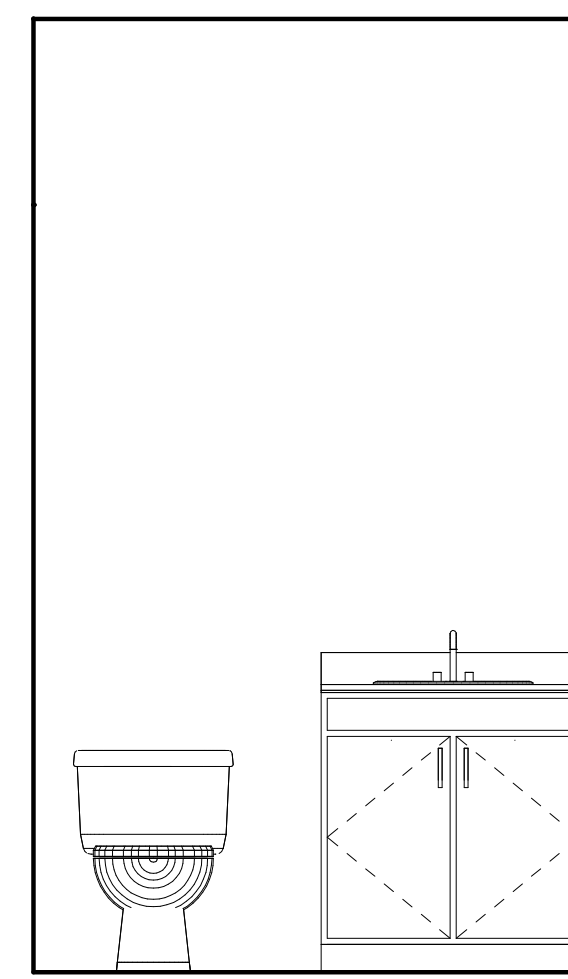
25 BASEMENT VESTIBULE CUBBIE ELEVATION
1/2" = 1'-0"



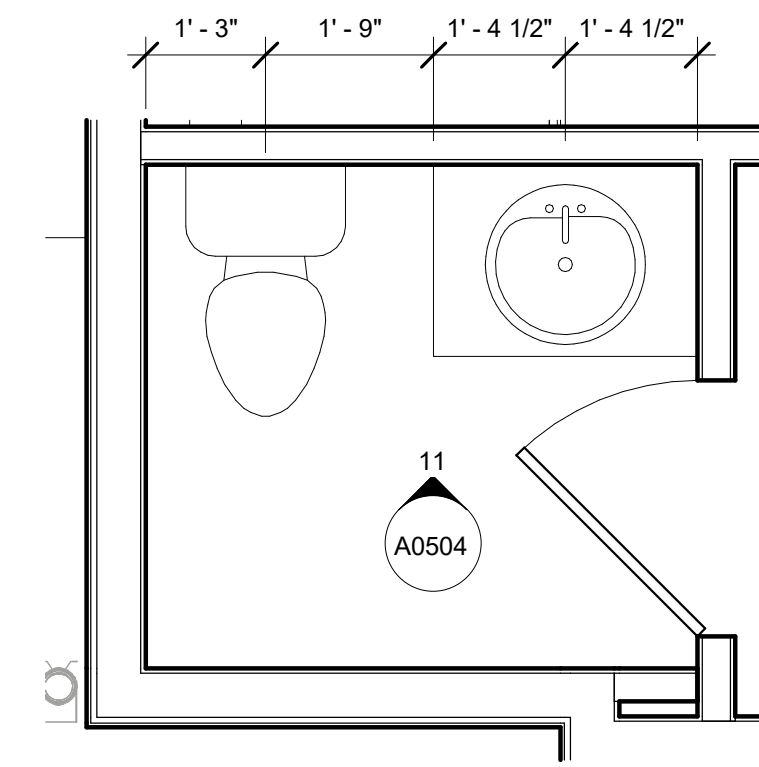
13 POWDER ROOM TYPE P4 ELEVATION 1
1/2" = 1'-0"



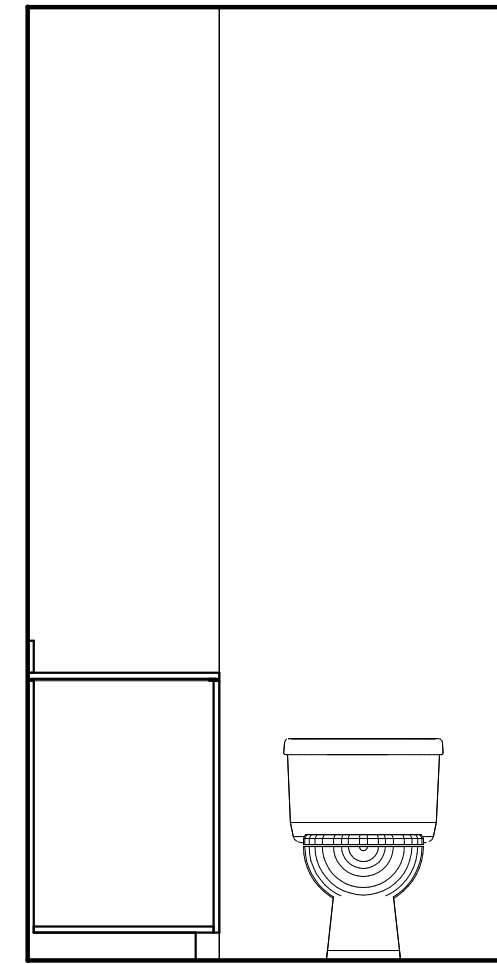
12 POWDER ROOM TYPE P4 PLAN
1/2" = 1'-0"



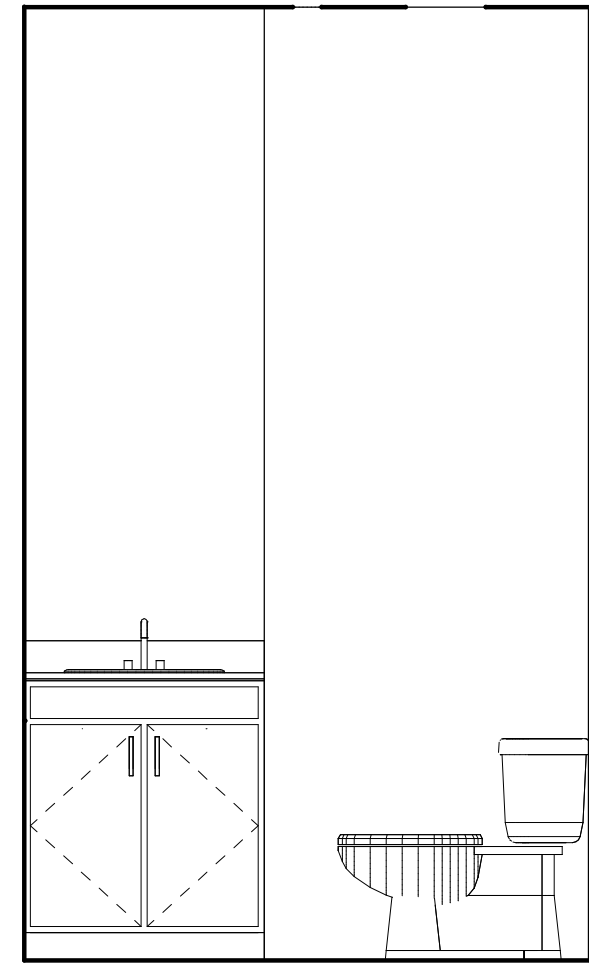
11 POWDER ROOM TYPE P3 ELEVATION 1
1/2" = 1'-0"



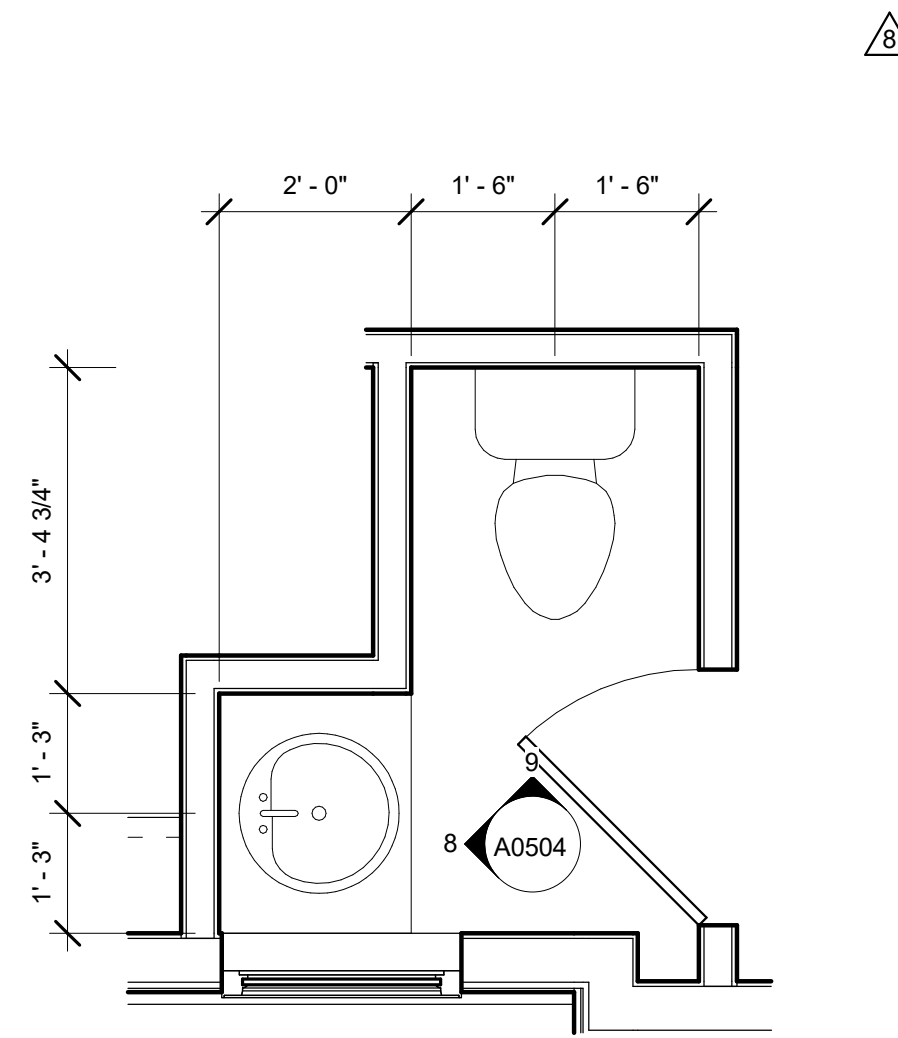
10 POWDER ROOM TYPE P3 PLAN
1/2" = 1'-0"



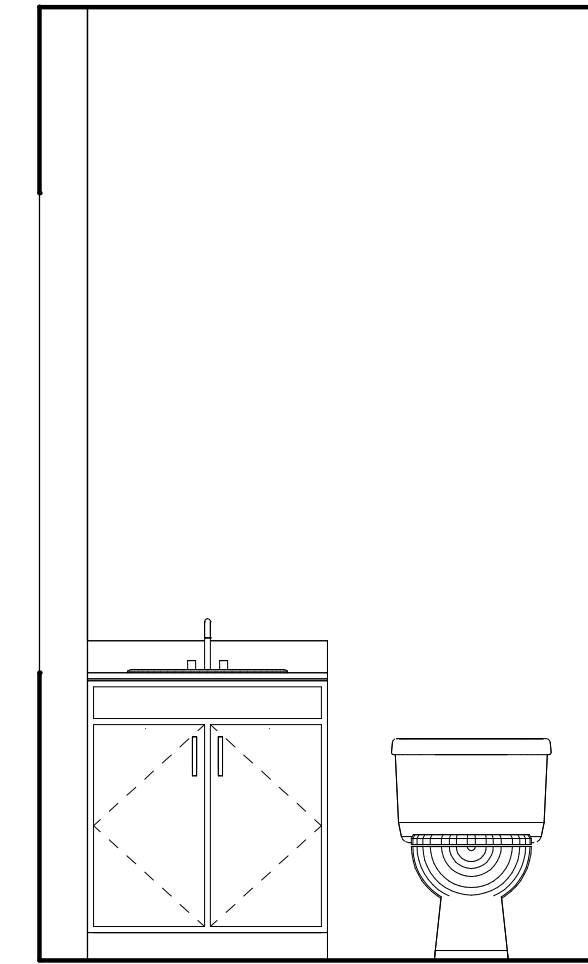
9 POWDER ROOM TYPE P2 ELEVATION 2
1/2" = 1'-0"



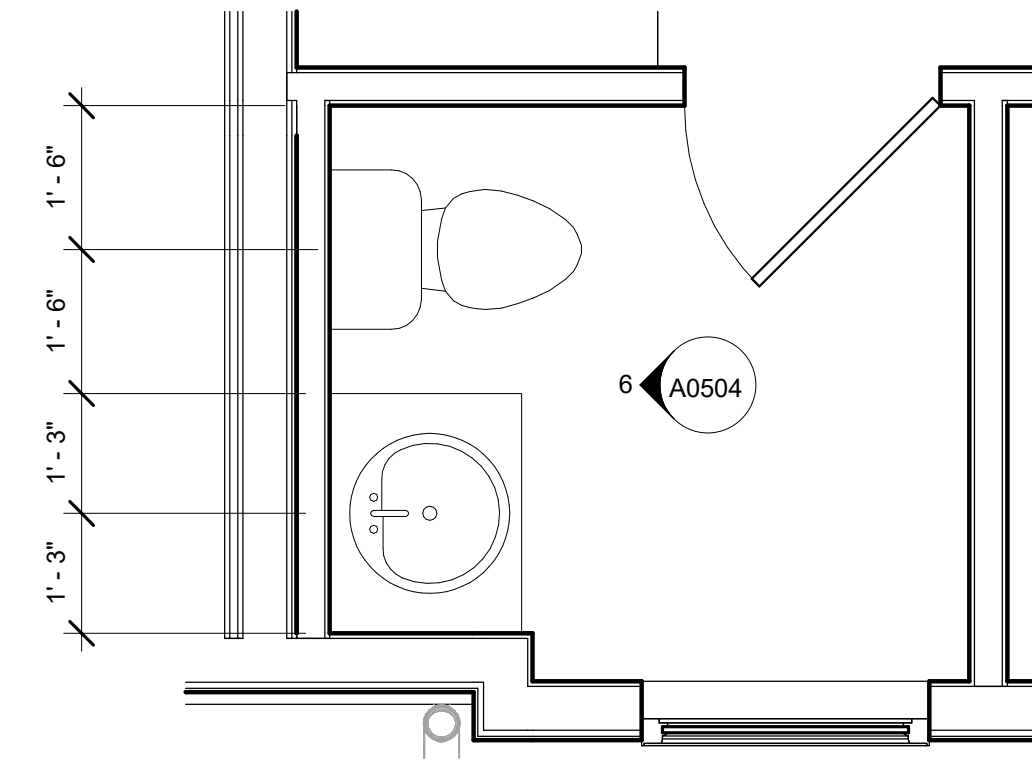
8 POWDER ROOM TYPE P2 ELEVATION 1
1/2" = 1'-0"



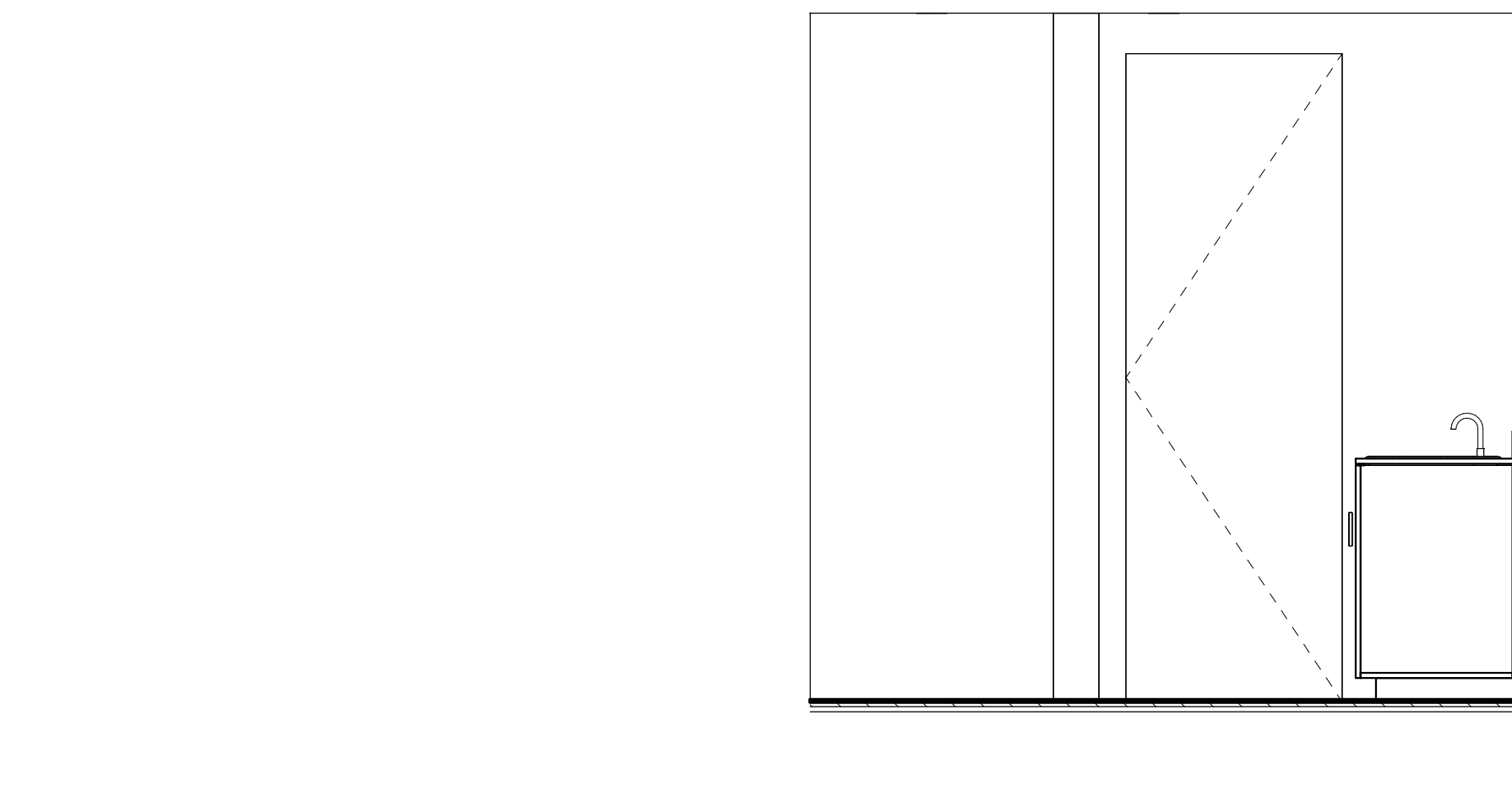
7 POWDER ROOM TYPE P2 PLAN
1/2" = 1'-0"




6 POWDER ROOM TYPE P1 ELEVATION 1
1/2" = 1'-0"



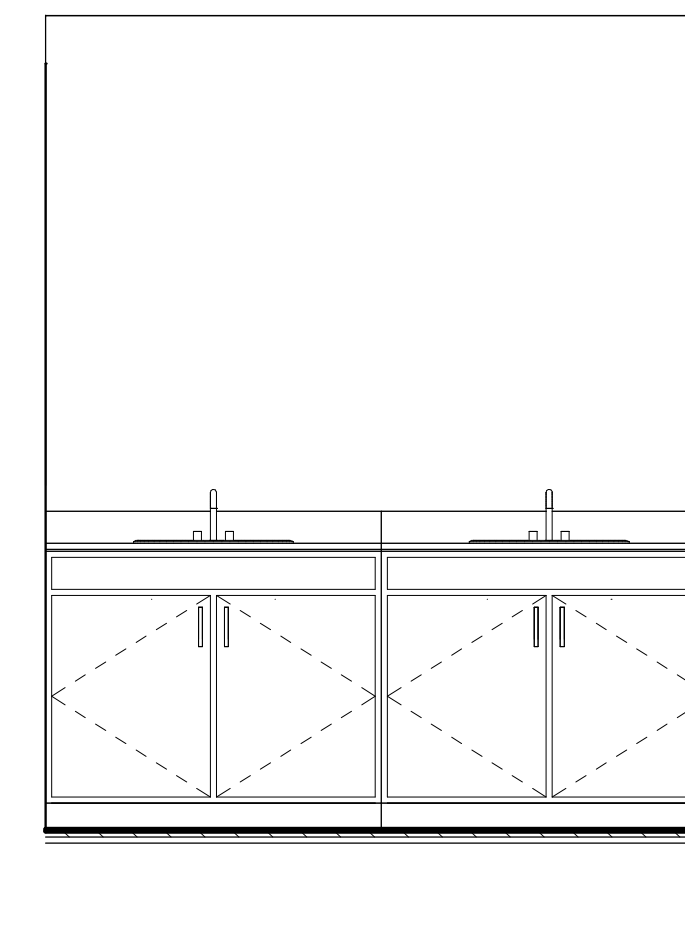
5 POWDER ROOM TYPE P1 PLAN
1/2" = 1'-0"



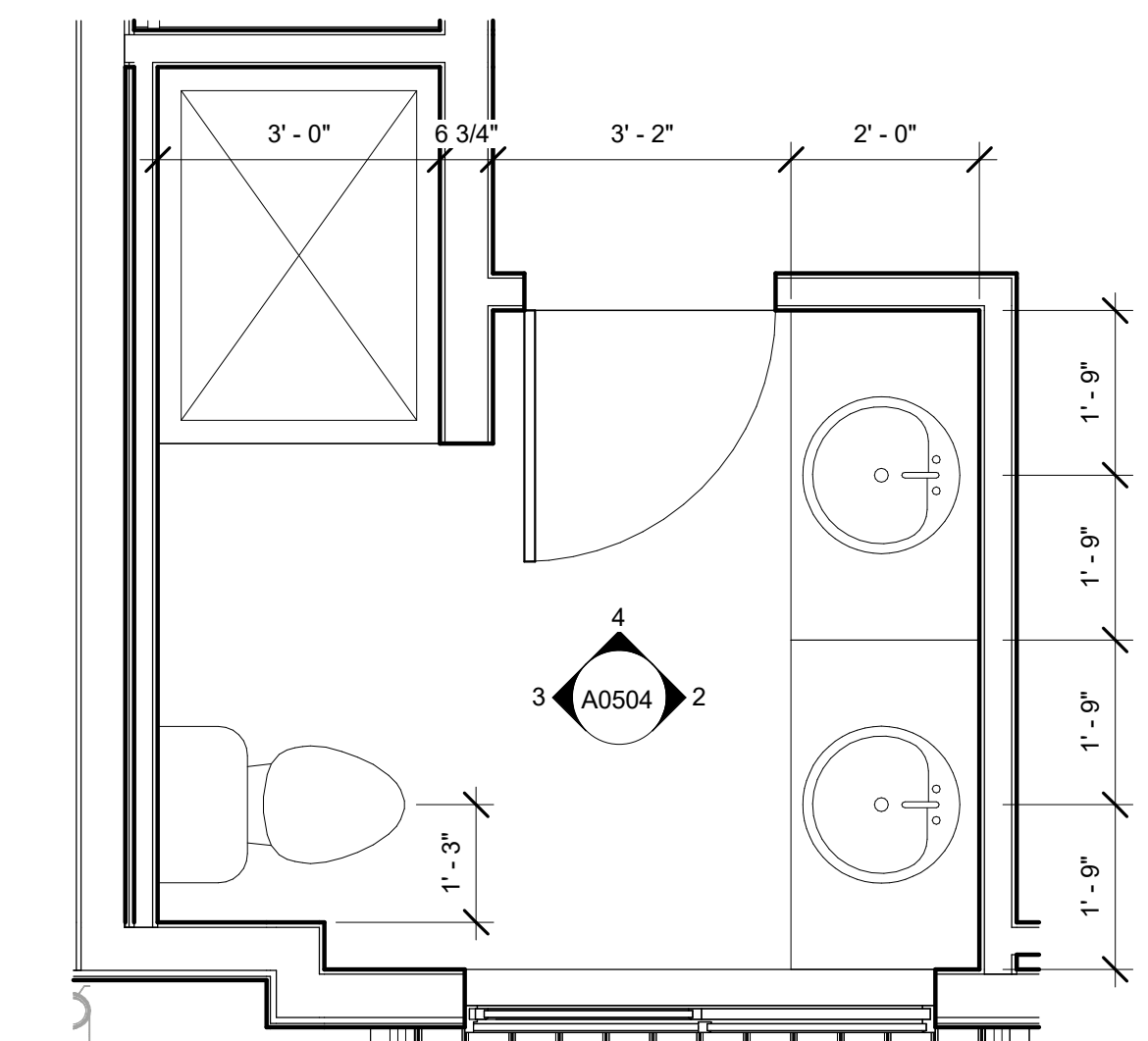
4 BATHROOM TYPE B11 ELEVATION 3
1/2" = 1'-0"



3 BATHROOM TYPE B11 ELEVATION 2
1/2" = 1'-0"



2 BATHROOM TYPE B11 ELEVATION 1
1/2" = 1'-0"



1 BATHROOM TYPE B11 PLAN
1/2" = 1'-0"

APPROVAL STAMPS:

Reviewed for code compliance

01/21/2026

No.	Date	Description
8	09.10.25	ASI-05
2	05.02.25	PERM. COMMENTS #1
1	03.24.25	ISSUED FOR PERMIT

SUBMISSIONS & REVISIONS

OWNER
MAY RIEGLER PROPERTIES
7200 WISCONSIN AVE #500
BETHESDA, MD 20814

ARCHITECT
K A S A
KEVIN & ASAKO SPERRY ARCHITECTURE
500 7TH AVENUE 8TH FLOOR
NEW YORK, NY 10018
T.312.636.3248
www.kasa-arch.com

GENERAL CONTRACTOR
KOCON
2220 CURVE PLAZA, STE 203
PO BOX 775735
STEAMBOAT SPRINGS, CO 80487

CIVIL ENGINEER
BASLINE ENGINEERS
1169 HILLTOP PARKWAY, SUITE 204
PO BOX 770152
STEAMBOAT SPRINGS, CO 80487

LANDSCAPE ARCHITECT
BASLINE ENGINEERS
1169 HILLTOP PARKWAY, SUITE 204
PO BOX 770152
STEAMBOAT SPRINGS, CO 80487

STRUCTURAL ENGINEER
CRAIG FRITHSEN ENGINEERING, LLC
PO BOX 772759
STEAMBOAT SPRINGS, CO 80477

ELECTRICAL ENGINEERS
WILDER ENGINEERING LLC
1170 BLUE SAGE DRIVE
STEAMBOAT SPRINGS, CO 80487

INTERIOR DESIGNER
TERRAIN AT WALTON CREEK
2075 & 2077 WALTON CREEK RD
STEAMBOAT SPRINGS, CO

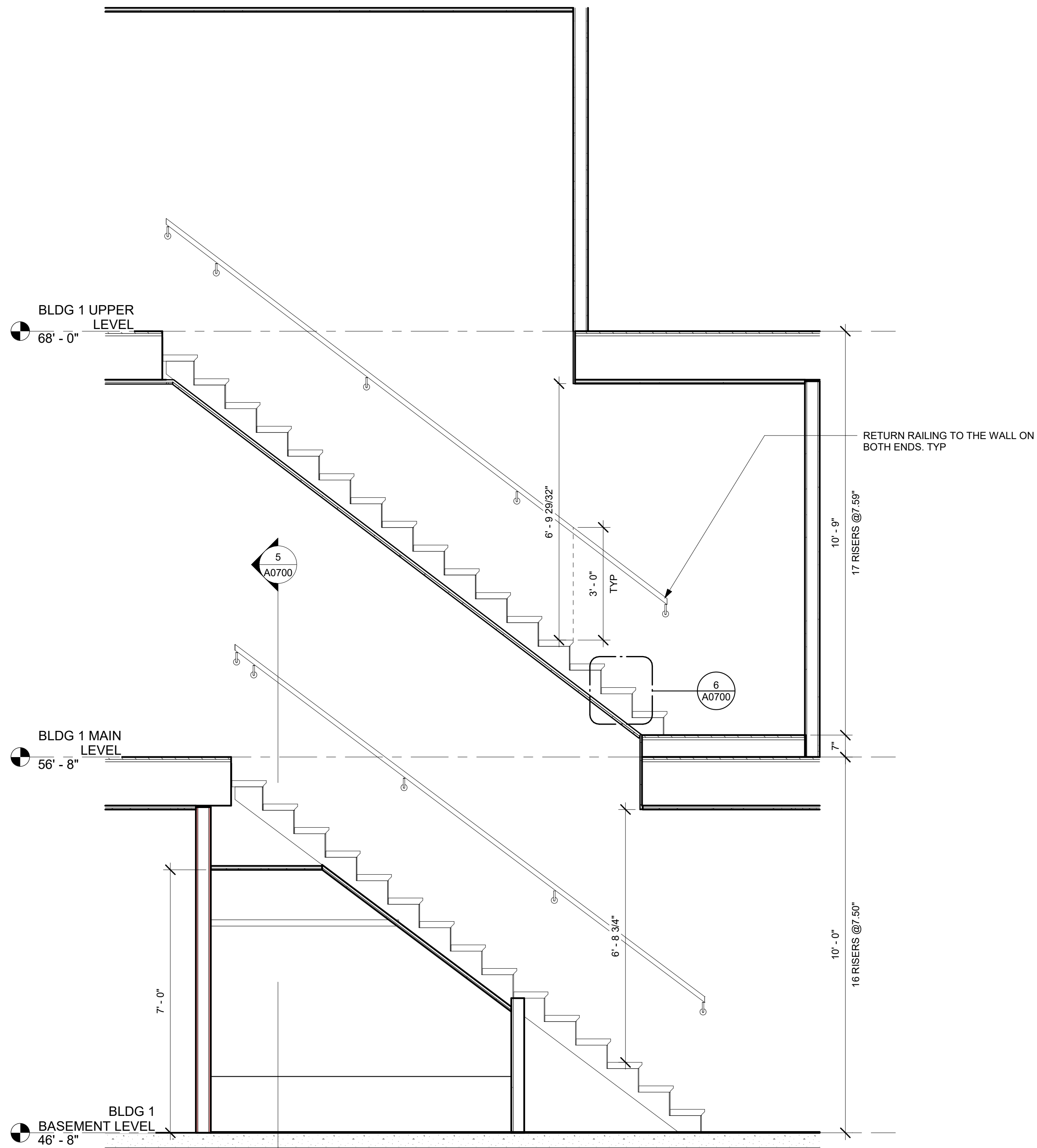
PROJECT LOCATION
TERRAIN AT WALTON CREEK
2075 & 2077 WALTON CREEK RD
STEAMBOAT SPRINGS, CO

DRAWING TITLE
INTERIOR ELEVATIONS

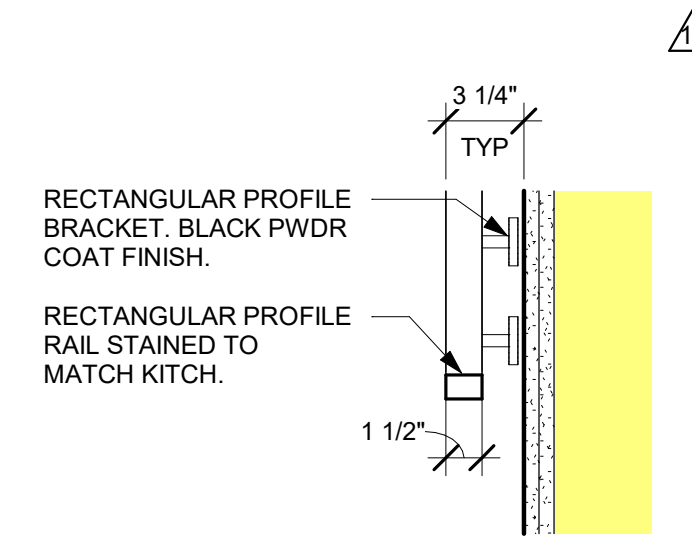
SEAL
KEVIN C. SPERRY
406217
ARCHITECT

DATE: 03/14/25
DRAWN BY:
CHECKED BY:
PROJECT NO:

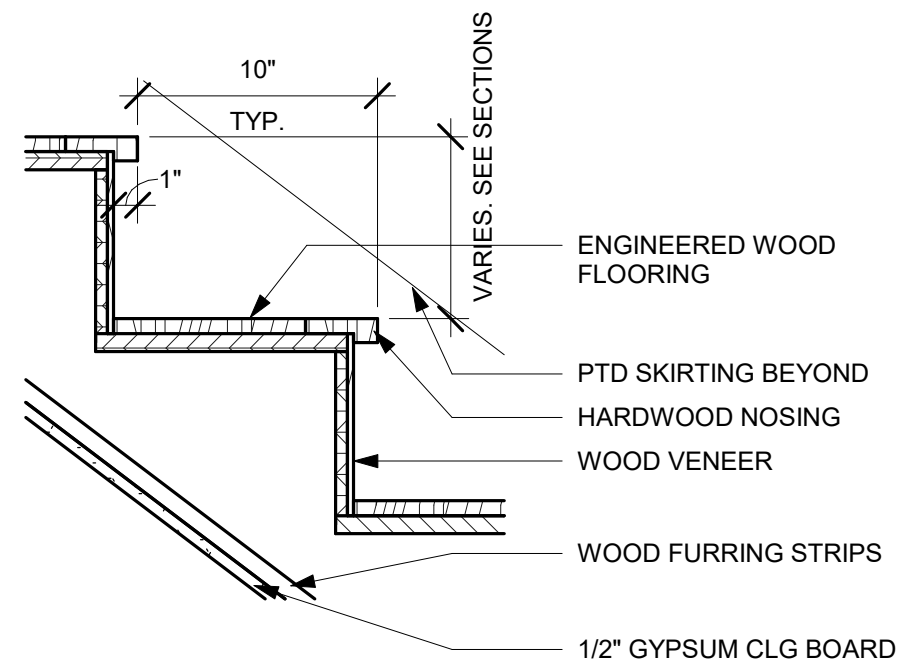
DRAWING NO:
A0504



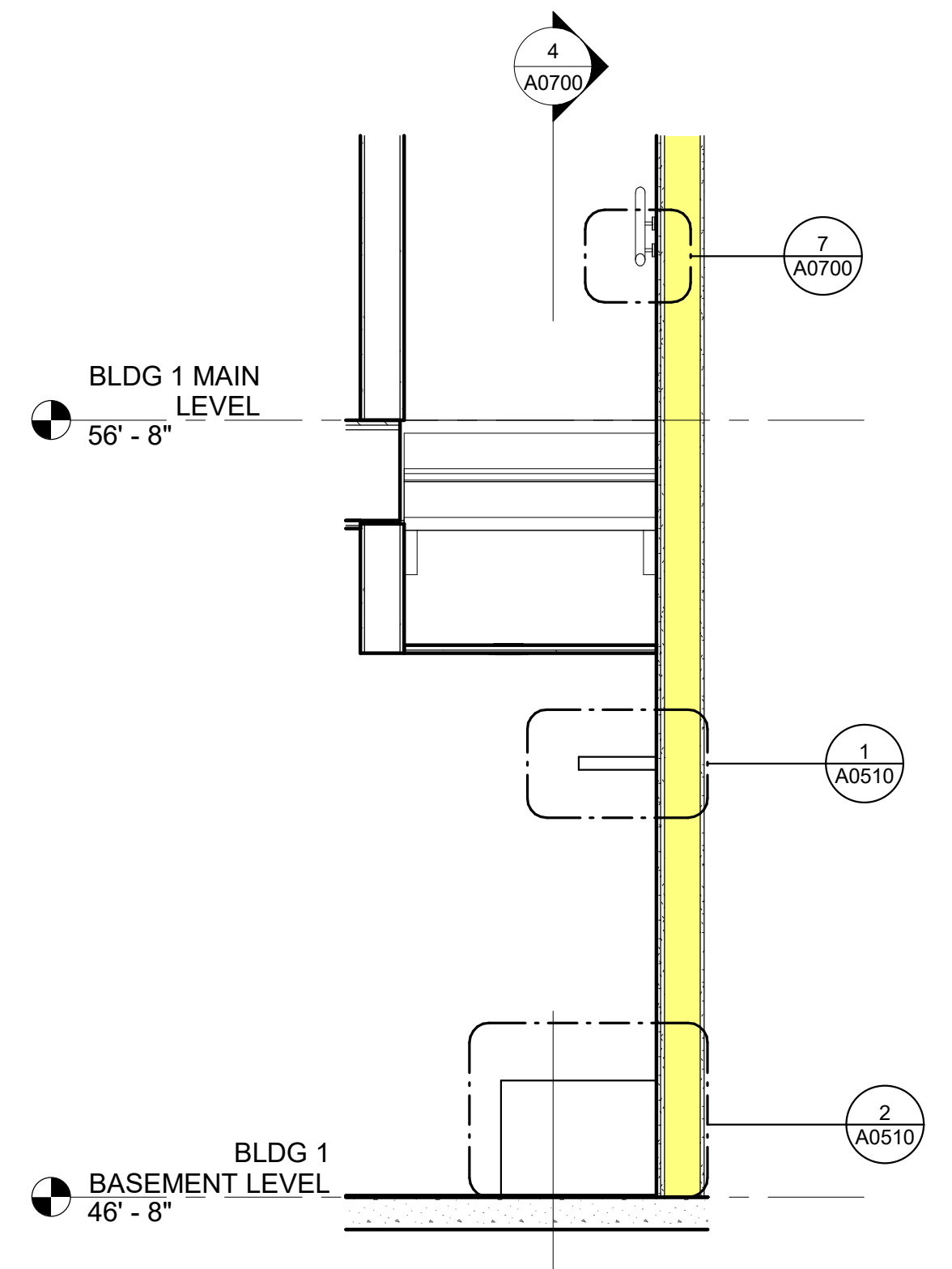
4 BLDG 1 TYPICAL STAIR SECTION
1/2" = 1'-0"



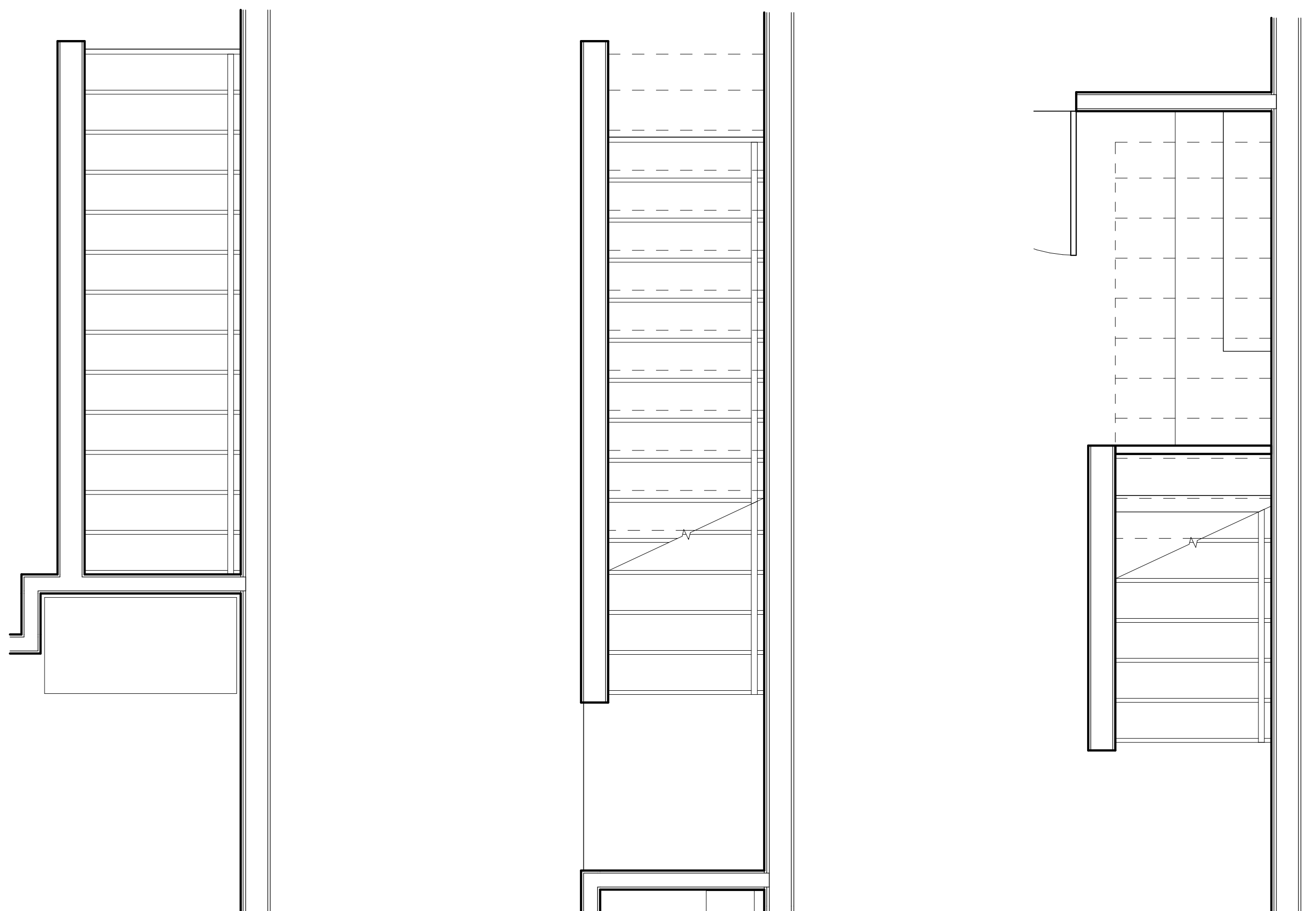
7 TYPICAL STAIR HANDRAIL SECTION DETAIL
1 1/2" = 1'-0"



6 TYPICAL STAIR TREAD SECTION DETAIL
1 1/2" = 1'-0"



5 TYPICAL STAIR CROSS SECTION W/ CUBBY
1/2" = 1'-0"



3 BLDG 1 TYPICAL STAIR PLAN - UPPER LEVEL
1/2" = 1'-0"

2 BLDG 1 TYPICAL STAIR PLAN - MAIN LEVEL
1/2" = 1'-0"

1 BLDG 1 TYPICAL STAIR PLAN - BASEMENT LEVEL
1/2" = 1'-0"

APPROVAL STAMPS:
Reviewed for code compliance
01/21/2026

No.	Date	Description
11	09.25.25	ASI-08
2	05.02.25	PERM. COMMENTS #1
1	03.24.25	ISSUED FOR PERMIT

SUBMISSIONS & REVISIONS

OWNER
MAY RIEGLER PROPERTIES
7200 WISCONSIN AVE #500
BETHESDA, MD 20814

ARCHITECT
K A S A
KEVIN & ASAKO SPERRY ARCHITECTURE
500 7TH AVENUE 8TH FLOOR
NEW YORK, NY 10018
T.312.636.3248
www.kasa-arch.com

GENERAL CONTRACTOR
KOCON
2220 CURVE PLAZA, STE 203
PO BOX 775735
STEAMBOAT SPRINGS, CO 80487

CIVIL ENGINEER
BASLINE ENGINEERS
1169 HILLTOP PARKWAY, SUITE 204
PO BOX 770152
STEAMBOAT SPRINGS, CO 80487

LANDSCAPE ARCHITECT
BASLINE ENGINEERS
1169 HILLTOP PARKWAY, SUITE 204
PO BOX 770152
STEAMBOAT SPRINGS, CO 80487


STRUCTURAL ENGINEER
CRAIG FRITSHEN ENGINEERING, LLC
PO BOX 772759
STEAMBOAT SPRINGS, CO 80477

ELECTRICAL ENGINEERS
WILDER ENGINEERING LLC
1170 BLUE SAGE DRIVE
STEAMBOAT SPRINGS, CO 80487

INTERIOR DESIGNER:

PROJECT LOCATION
TERRAIN AT WALTON CREEK
2075 & 2077 WALTON CREEK RD
STEAMBOAT SPRINGS, CO

DRAWING TITLE
STAIR DETAILS

SEAL:  DATE: 03/12/25
DRAWN BY:
CHECKED BY:
PROJECT NO:

DRAWING NO:
A0700

Reviewed for code compliance
01/21/2026

No.	Date	Description
11	09.25.25	ASI-08
2	05.02.25	PERM. COMMENTS #1
1	03.24.25	ISSUED FOR PERMIT

SUBMISSIONS & REVISIONS

OWNER
MAY RIEGLER PROPERTIES
7200 WISCONSIN AVE #500
BETHESDA, MD 20814

ARCHITECT
KASA
KEVIN & ASAKO SPERRY ARCHITECTURE
500 7TH AVENUE 8TH FLOOR
NEW YORK, NY 10018
T.312.636.3248
www.kasa-arch.com

GENERAL CONTRACTOR
KOCON
2220 CURVE PLAZA, STE 203
PO BOX 775735
STEAMBOAT SPRINGS, CO 80487

CIVIL ENGINEER
BASLINE ENGINEERS
1169 HILLTOP PARKWAY, SUITE 204
PO BOX 770152
STEAMBOAT SPRINGS, CO 80487

LANDSCAPE ARCHITECT
BASLINE ENGINEERS
1169 HILLTOP PARKWAY, SUITE 204
PO BOX 770152
STEAMBOAT SPRINGS, CO 80487


STRUCTURAL ENGINEER
CRAIG FRITHSEN ENGINEERING, LLC
PO BOX 772759
STEAMBOAT SPRINGS, CO 80477

ELECTRICAL ENGINEERS
WILDER ENGINEERING LLC
1170 BLUE SAGE DRIVE
STEAMBOAT SPRINGS, CO 80487

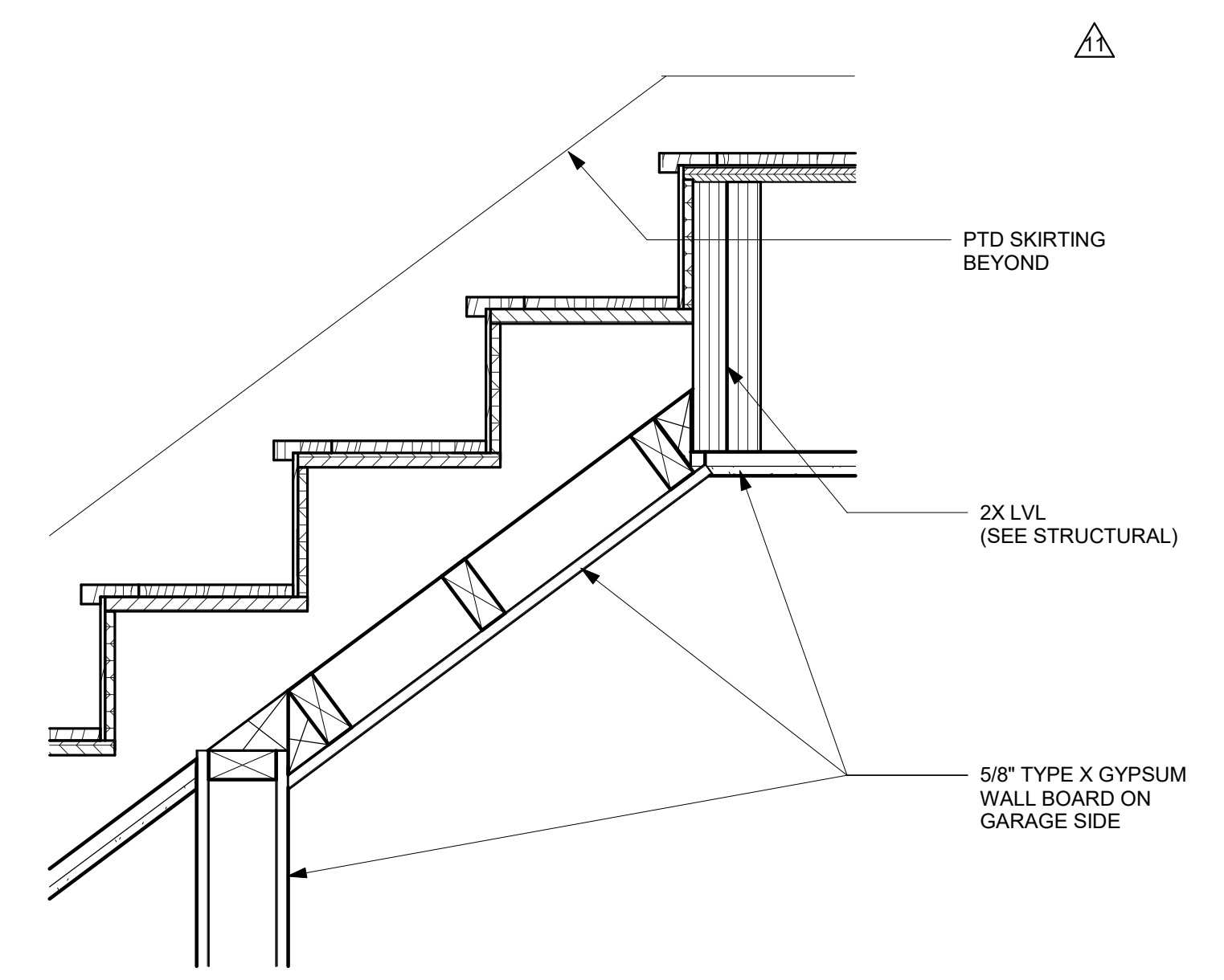
INTERIOR DESIGNER:

PROJECT LOCATION
TERRAIN AT WALTON CREEK
2075 & 2077 WALTON CREEK RD
STEAMBOAT SPRINGS, CO

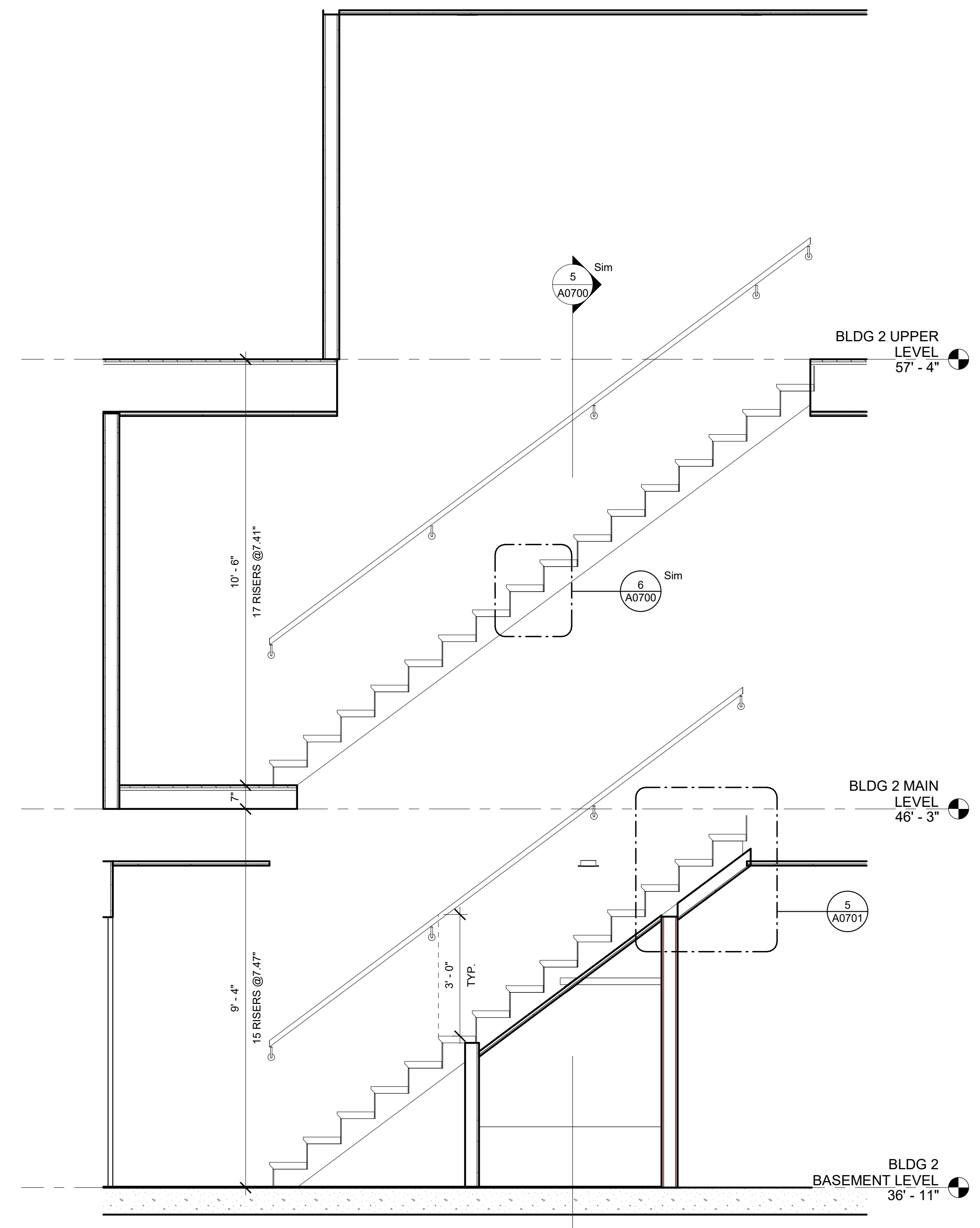
DRAWING TITLE
STAIR DETAILS

SEAL:  DATE: 03/13/25
DRAWN BY:
CHECKED BY:
PROJECT NO:

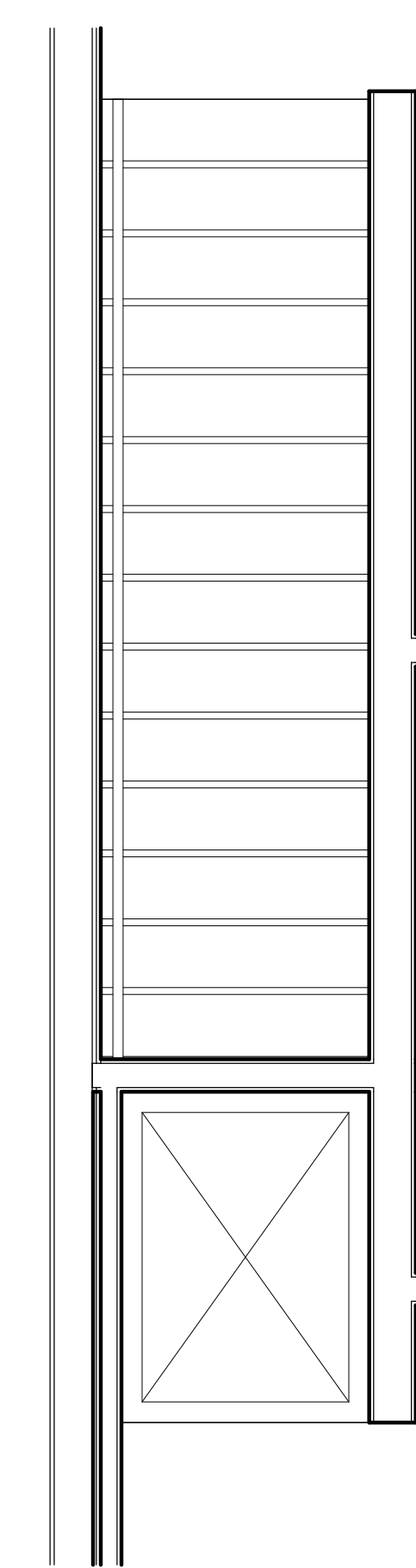
DRAWING NO:
A0701



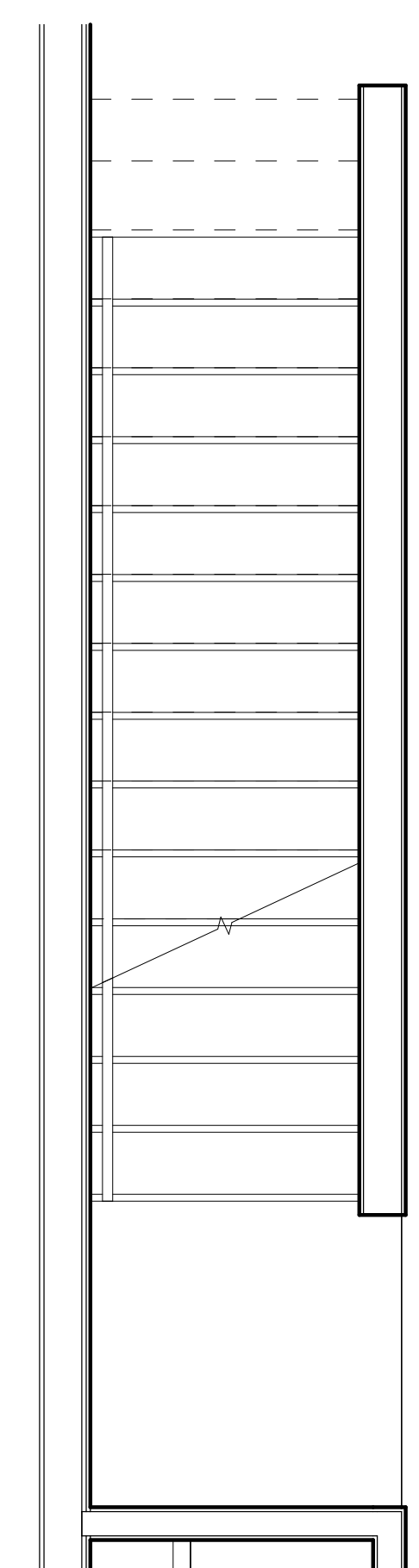
5 BLDG 2 TYPICAL STAIR SECTION DETAIL @ CHAMFERED CLG
1 1/2" = 1'-0"



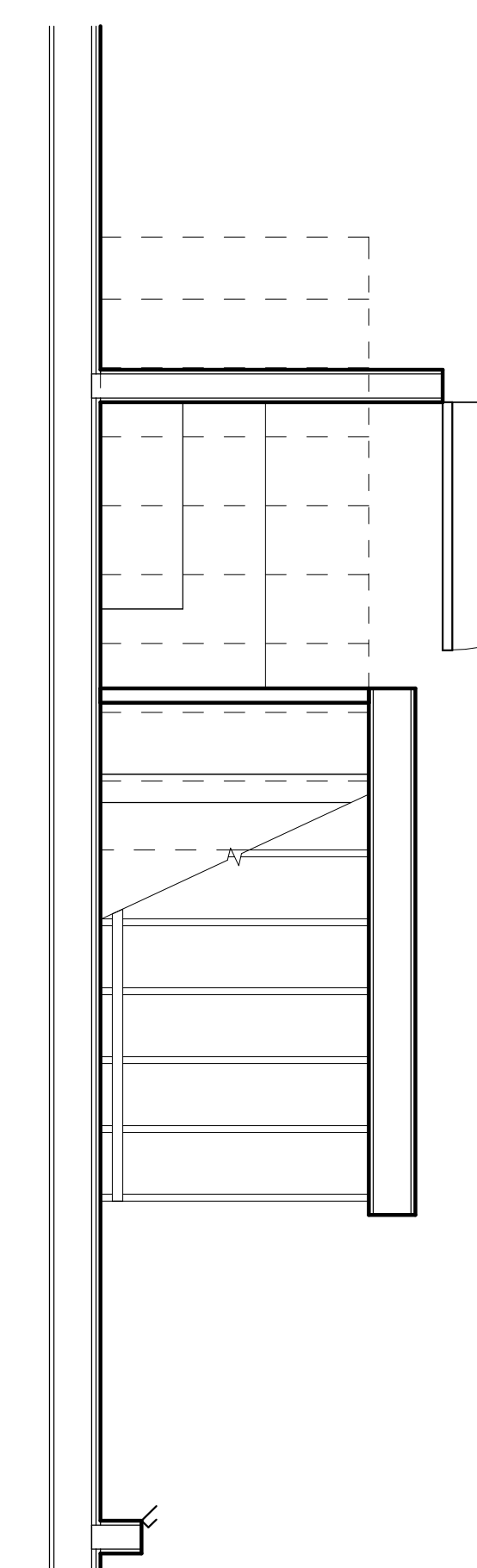
4 BLDG 2 TYPICAL STAIR SECTION
1/2" = 1'-0"



3 BLDG 2 TYPICAL STAIR PLAN - UPPER LEVEL
1/2" = 1'-0"

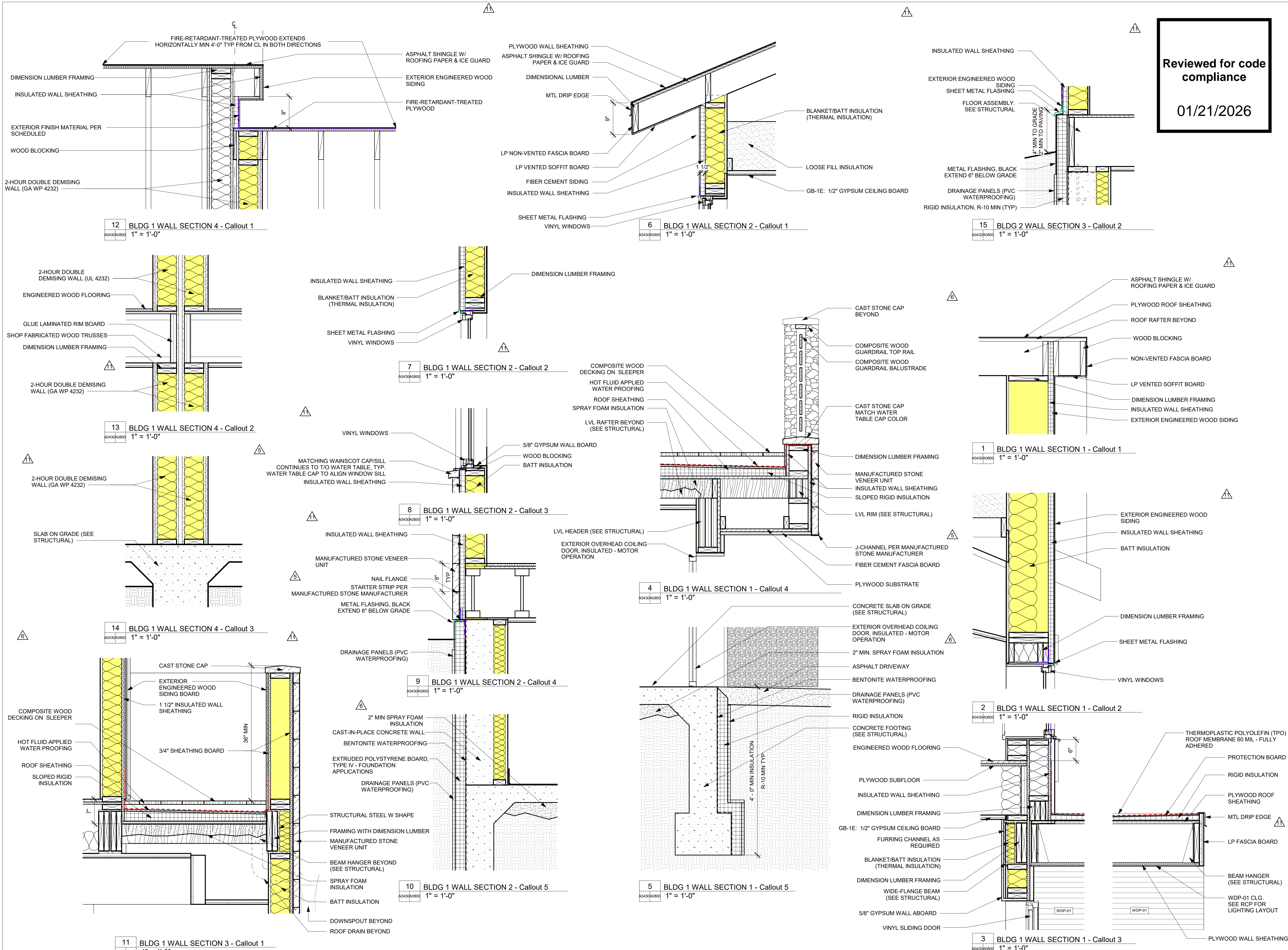


2 BLDG 2 TYPICAL STAIR PLAN - MAIN LEVEL
1/2" = 1'-0"



1 BLDG 2 TYPICAL STAIR PLAN - BASEMENT LEVEL
1/2" = 1'-0"

Reviewed for code compliance
01/21/2026



APPROVAL STAMPS:

No.	Date	Description
11	09.25.25	ASI-08
6	08.14.25	ASI-03
5	08.01.25	ASI-02
2	05.02.25	PERM. COMMENTS #1
1	03.24.25	ISSUED FOR PERMIT

SUBMISSIONS & REVISIONS

OWNER
MAY RIEGLER PROPERTIES
7200 WISCONSIN AVE #500
BETHESDA, MD 20814

ARCHITECT
KASA
KEVIN & ASAKO SPERRY ARCHITECTURE
500 7TH AVENUE 8TH FLOOR
NEW YORK, NY 10018
T.312.636.3248
www.kasa-arch.com

GENERAL CONTRACTOR
KOCON
2220 CURVE PLAZA, STE 203
PO BOX 775735
STEAMBOAT SPRINGS, CO 80487

CIVIL ENGINEER
BASLINE ENGINEERS
1169 HILLTOP PARKWAY, SUITE 204
PO BOX 770152
STEAMBOAT SPRINGS, CO 80487

LANDSCAPE ARCHITECT
BASLINE ENGINEERS
1169 HILLTOP PARKWAY, SUITE 204
PO BOX 770152
STEAMBOAT SPRINGS, CO 80487

STRUCTURAL ENGINEER
CRAIG FRITSHEN ENGINEERING, LLC
PO BOX 772759
STEAMBOAT SPRINGS, CO 80477

ELECTRICAL ENGINEERS
WILDER ENGINEERING LLC
1170 BLUE SAGE DRIVE
STEAMBOAT SPRINGS, CO 80487

INTERIOR DESIGNER:

PROJECT LOCATION
TERRAIN AT WALTON CREEK
2075 & 2077 WALTON CREEK RD
STEAMBOAT SPRINGS, CO

DRAWING TITLE
EXTERIOR DETAILS

SEAL
DATE: 03/12/25
DRAWN BY:
CHECKED BY:
PROJECT NO:

DRAWING NO:
A0800

12/5/2025 11:22:28 AM

COLORADO LICENSED ARCHITECT
KEVIN C. SPERRY
406217

Reviewed for code compliance

01/21/2026

2	05.02.25	PERM. COMMENTS #1
1	03.24.25	ISSUED FOR PERMIT

SUBMISSIONS & REVISIONS

OWNER
MAY RIEGLER PROPERTIES
7200 WISCONSIN AVE #500
BETHESDA, MD 20814

ARCHITECT
K A S A
KEVIN & ASAKO SPERRY ARCHITECTURE
500 7TH AVENUE 8TH FLOOR
NEW YORK, NY 10018
T.312.636.3248
www.kasa-arch.com

GENERAL CONTRACTOR
KOCON
2220 CURVE PLAZA, STE 203
PO BOX 775735
STEAMBOAT SPRINGS, CO 80487

CIVIL ENGINEER
BASLINE ENGINEERS
1169 HILLTOP PARKWAY, SUITE 204
PO BOX 770152
STEAMBOAT SPRINGS, CO 80487

LANDSCAPE ARCHITECT
BASLINE ENGINEERS
1169 HILLTOP PARKWAY, SUITE 204
PO BOX 770152
STEAMBOAT SPRINGS, CO 80487


STRUCTURAL ENGINEER
CRAIG FRITHSEN ENGINEERING, LLC
PO BOX 772759
STEAMBOAT SPRINGS, CO 80477

ELECTRICAL ENGINEERS
WILDER ENGINEERING LLC
1170 BLUE SAGE DRIVE
STEAMBOAT SPRINGS, CO 80487

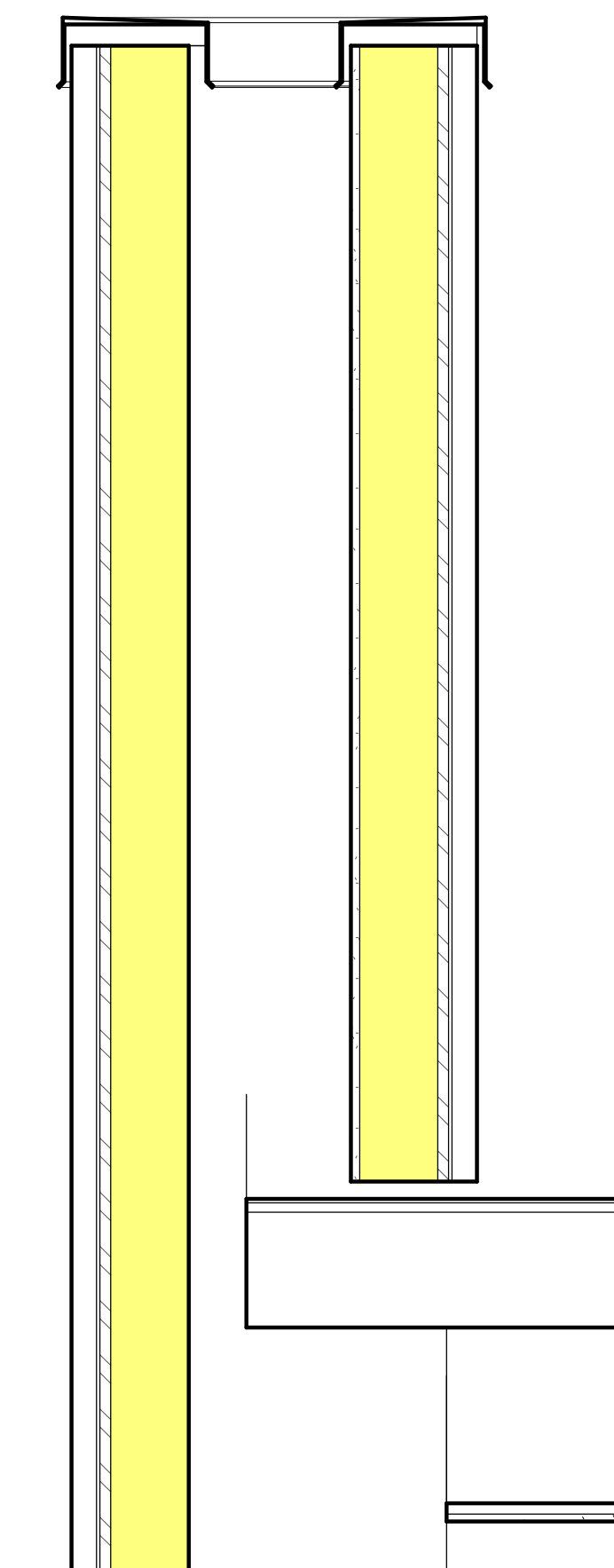
INTERIOR DESIGNER:

PROJECT LOCATION
TERRAIN AT WALTON CREEK
2075 & 2077 WALTON CREEK RD
STEAMBOAT SPRINGS, CO

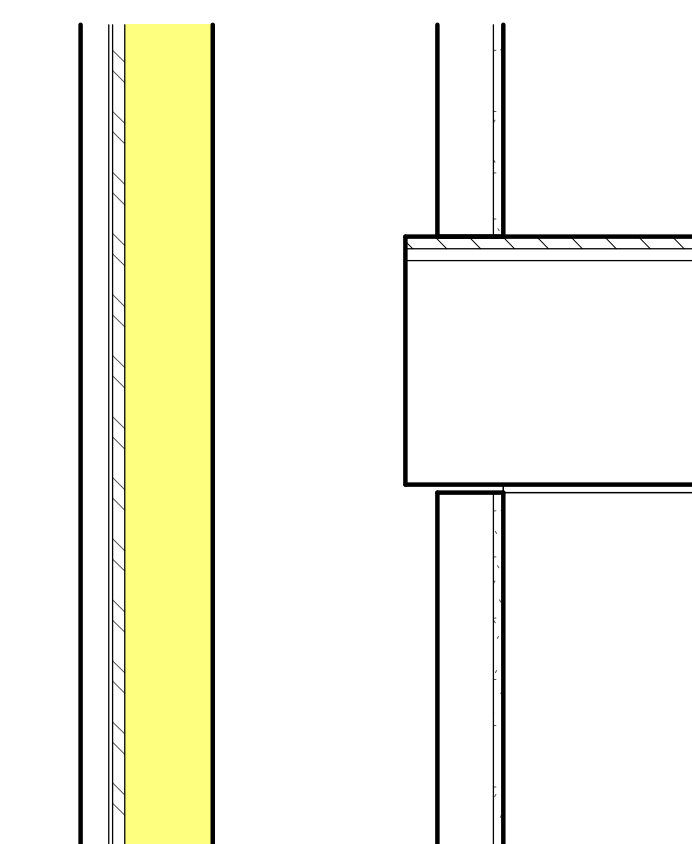
DRAWING TITLE
EXTERIOR DETAILS

SEAL	DATE: 03/17/25
	DRAWN BY:
	CHECKED BY:
PROJECT NO:	

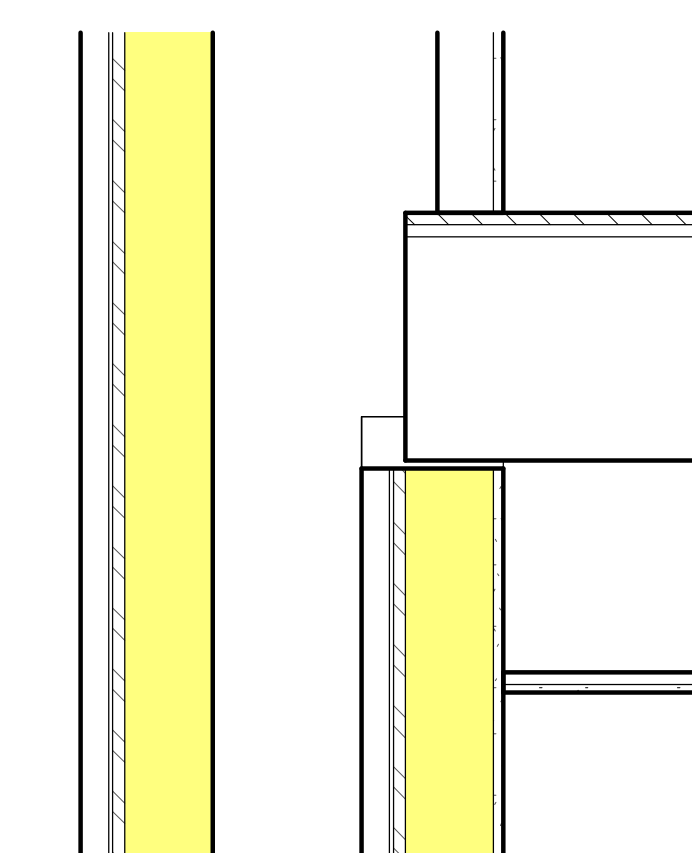
DRAWING NO:
A0801



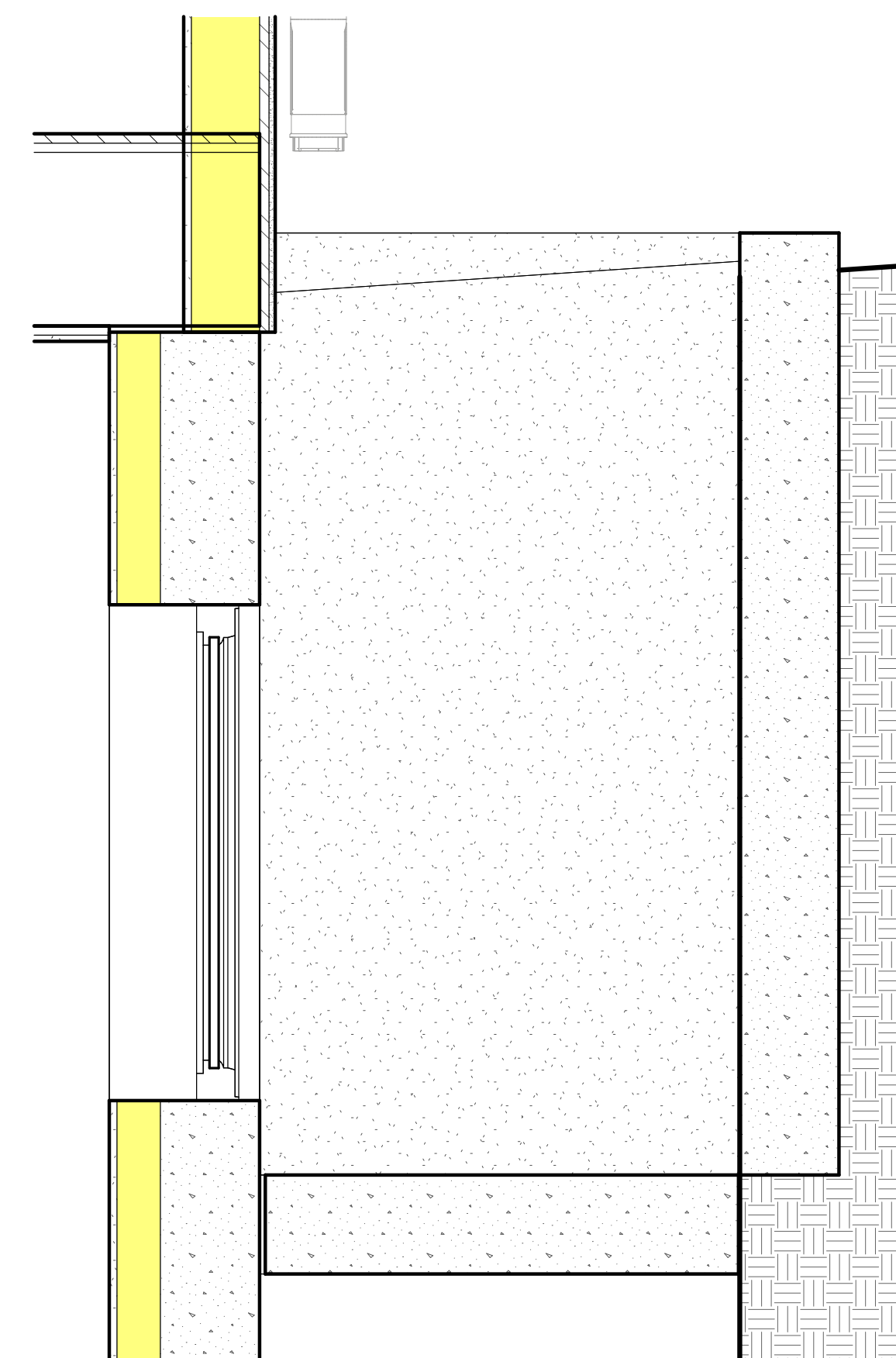
1 BLDG 1 WALL SECTION 5 - Callout 1
1" = 1'-0"



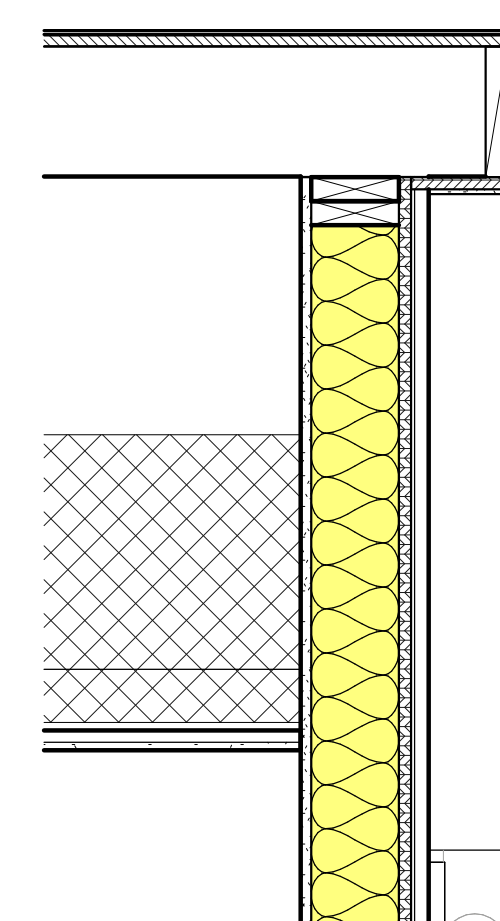
2 BLDG 1 WALL SECTION 5 - Callout 2
1" = 1'-0"



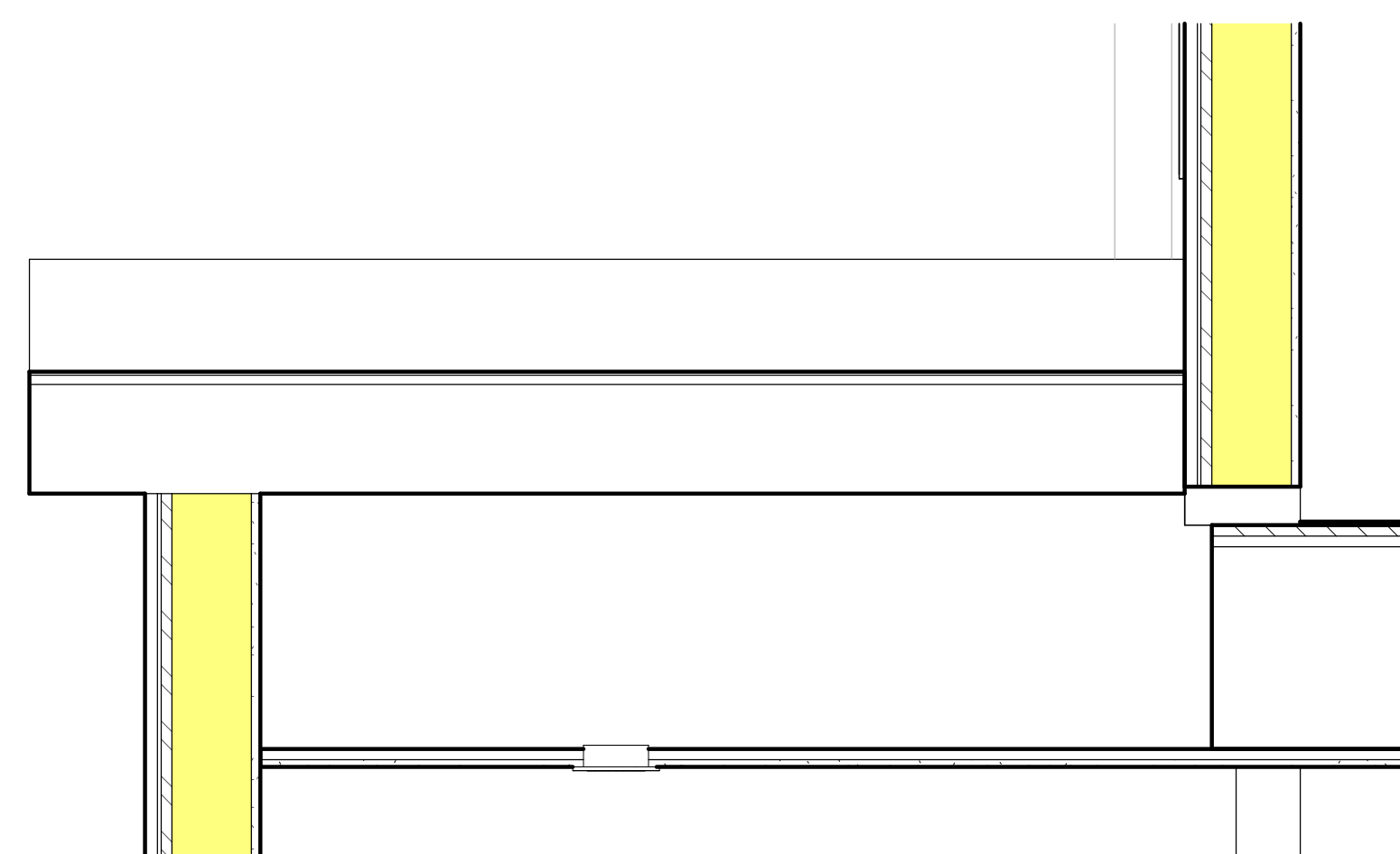
3 BLDG 1 WALL SECTION 5 - Callout 3
1" = 1'-0"



4 BLDG 1 WALL SECTION 6 - Callout 1
1" = 1'-0"

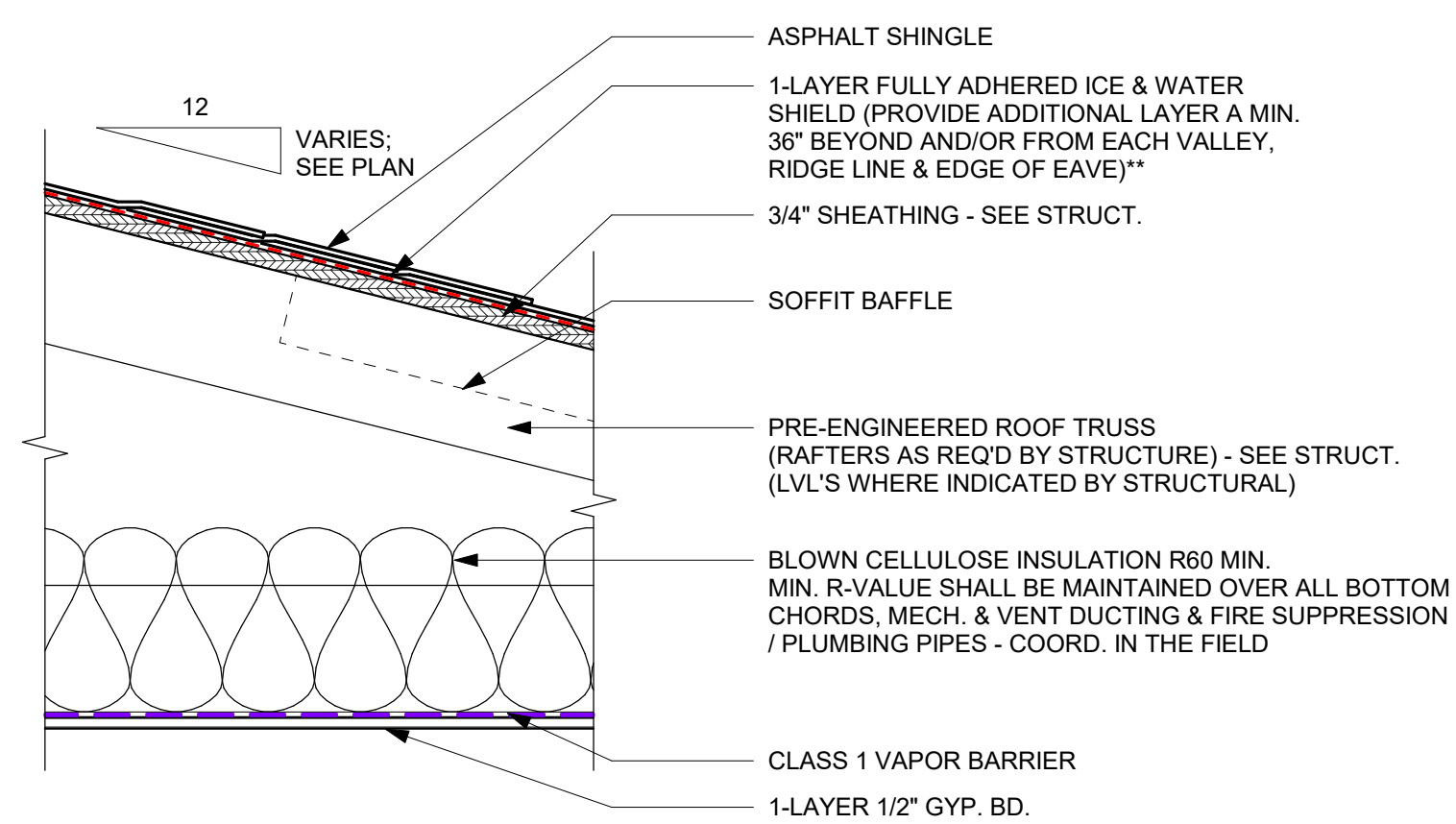


5 BLDG 1 WALL SECTION 6 - Callout 2
1" = 1'-0"



6 BLDG 1 WALL SECTION 7 - Callout 1
1" = 1'-0"

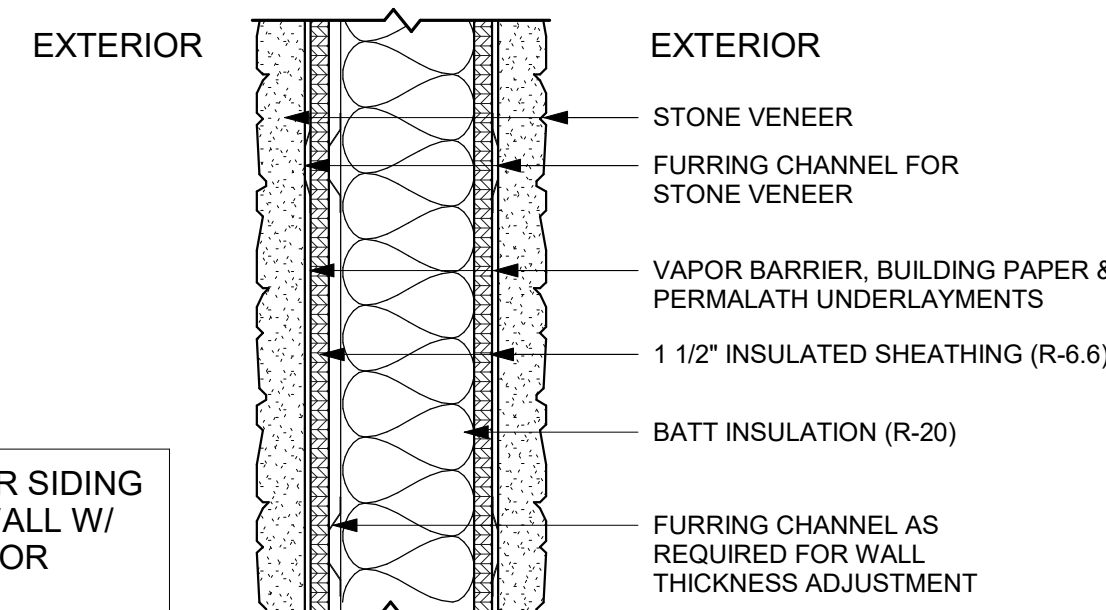
ROOF TYPE RF1



* SEE BUILDING ASSEMBLY NOTES FOR BASIS OF DESIGN & ADDITIONAL SPECIFICATIONS

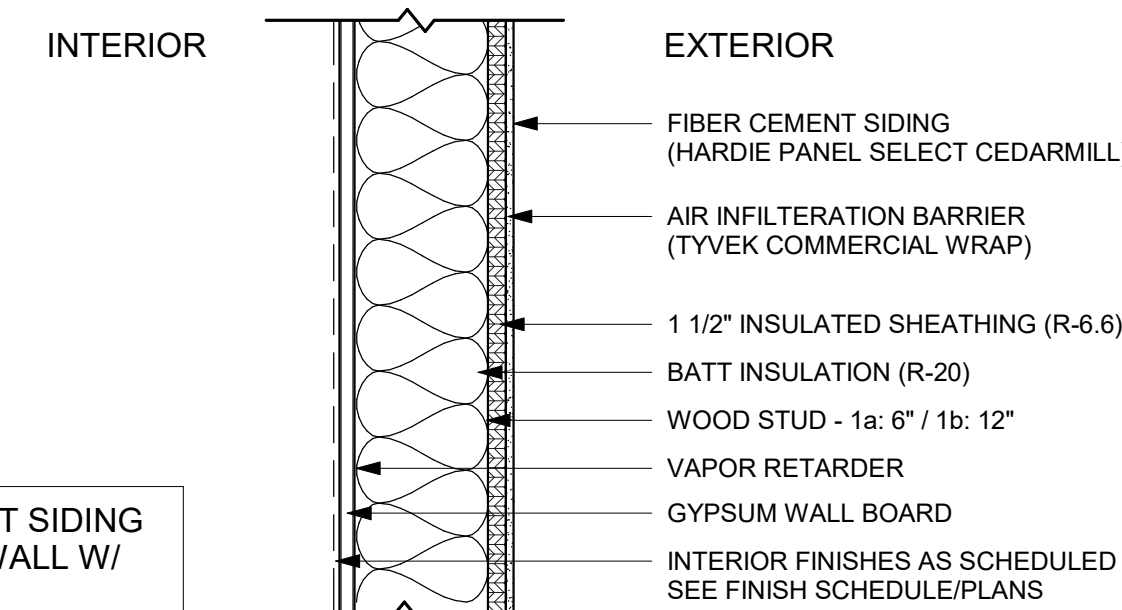
** MIN. 2-LAYERS OF A SELF-ADHERING POLYMER-MODIFIED BITUMEN SHEET SHALL EXTEND FROM THE LOWEST EDGE OF ALL ROOF SURFACES TO A POINT NOT LESS THAN 24 INCHES INSIDE THE EXTERIOR WALL LINE OF THE BUILDING.

EXTERIOR WALL TYPE ET3



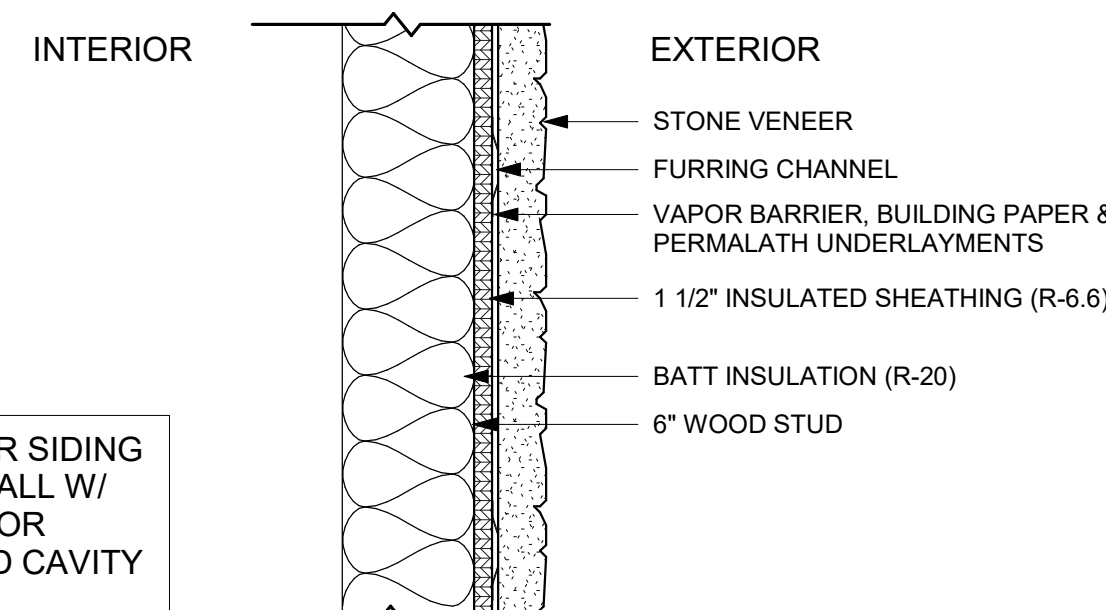
EXTERIOR STONE VENEER SIDING TWO-SIDED SHEATHED WALL W/ WOOD STUDS, W/ EXTERIOR STONE VENEER FINISH

EXTERIOR WALL TYPE EC1a/1b



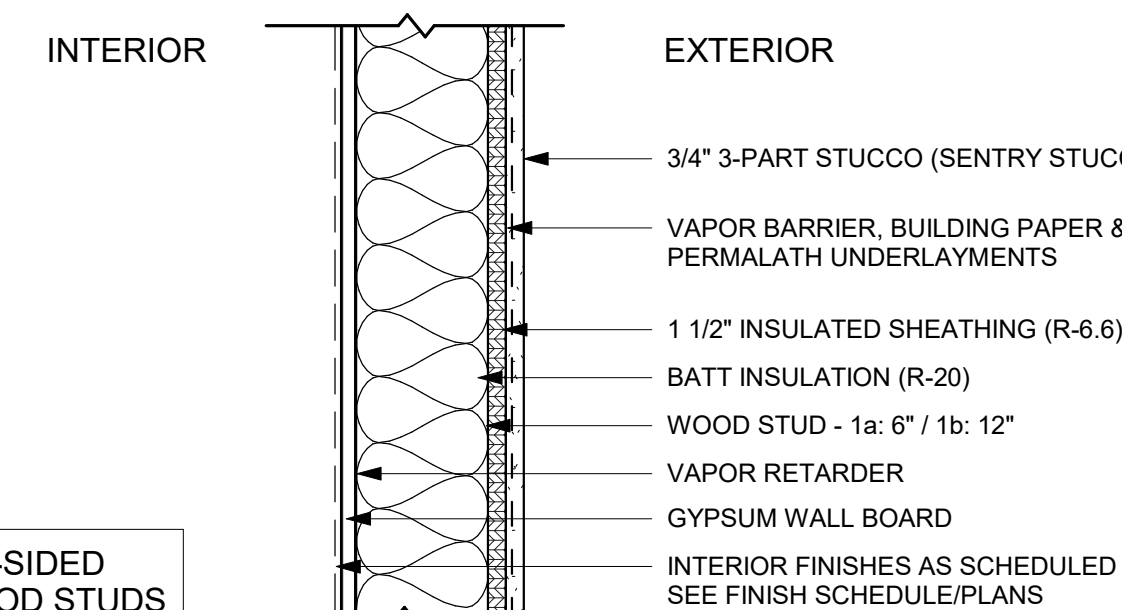
EXTERIOR FIBER CEMENT SIDING ONE-SIDED SHEATHED WALL W/ WOOD STUDS

EXTERIOR WALL TYPE ET4



EXTERIOR STONE VENEER SIDING ONE-SIDED SHEATHED WALL W/ WOOD STUDS, NO INTERIOR FINISH FOR DOUBLE STUD CAVITY WALL

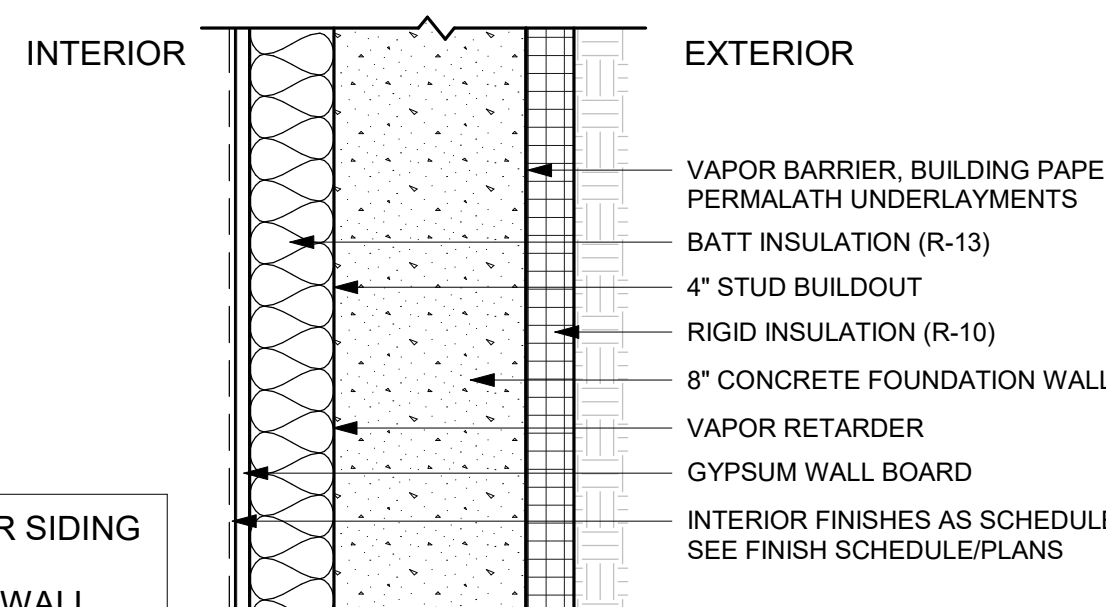
EXTERIOR WALL TYPE ES1a/1b



EXTERIOR STUCCO ONE-SIDED SHEATHED WALL W/ WOOD STUDS

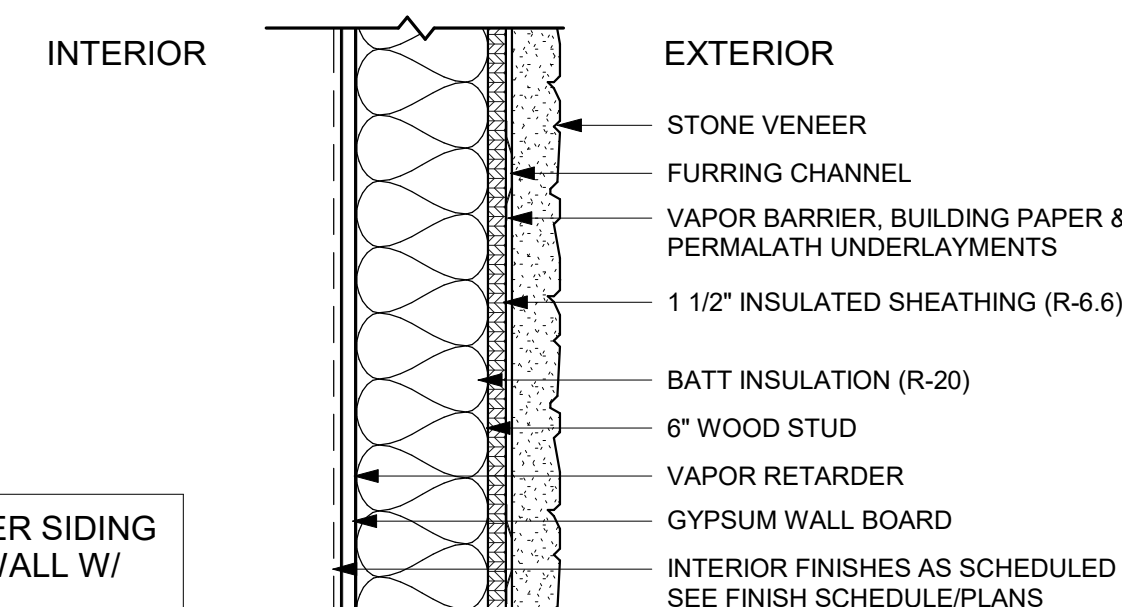
STUCCO NOTES:
THE WATER-RESISTIVE BARRIER SHALL BE TWO LAYERS OF 10-MINUTE GRADE D PAPER OR HAVE A WATER RESISTANCE EQUAL TO OR GREATER THAN TWO LAYERS OF A WATER-RESISTIVE BARRIER COMPLYING WITH ASTM E2556, TYPE I. THE INDIVIDUAL LAYERS SHALL BE INSTALLED INDEPENDENTLY SUCH THAT EACH LAYER PROVIDES A SEPARATE CONTINUOUS PLANE. FLASHING INSTALLED IN ACCORDANCE WITH SECTION R703.4 AND INTENDED TO DRAIN TO THE WATER-RESISTIVE BARRIER. WEEP SCREED SHALL BE DIRECTED BETWEEN THE LAYERS. THE WEEP SCREED SHALL BE PLACED NOT LESS THAN 4 INCHES ABOVE THE EARTH OR 2 INCHES ABOVE PAVED AREAS AND SHALL BE OF A TYPE THAT WILL ALLOW TRAPPED WATER TO DRAIN TO THE EXTERIOR OF THE BUILDING. SEE 15A/0800

EXTERIOR WALL TYPE CF1



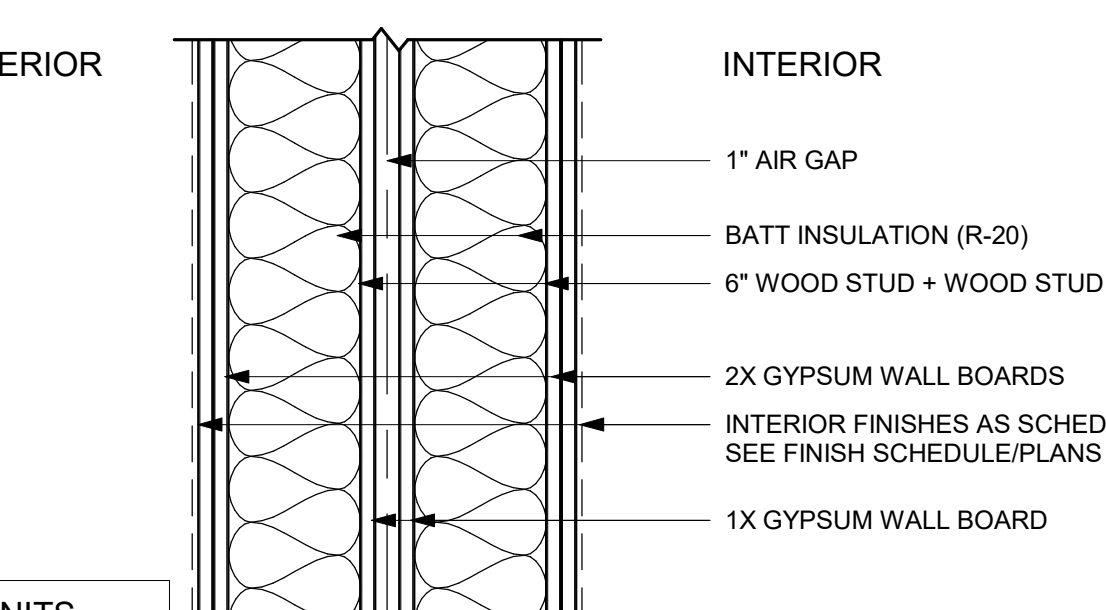
EXTERIOR STONE VENEER SIDING NO SHEATHED WALL W/ CONCRETE FOUNDATION WALL

EXTERIOR WALL TYPE ET1



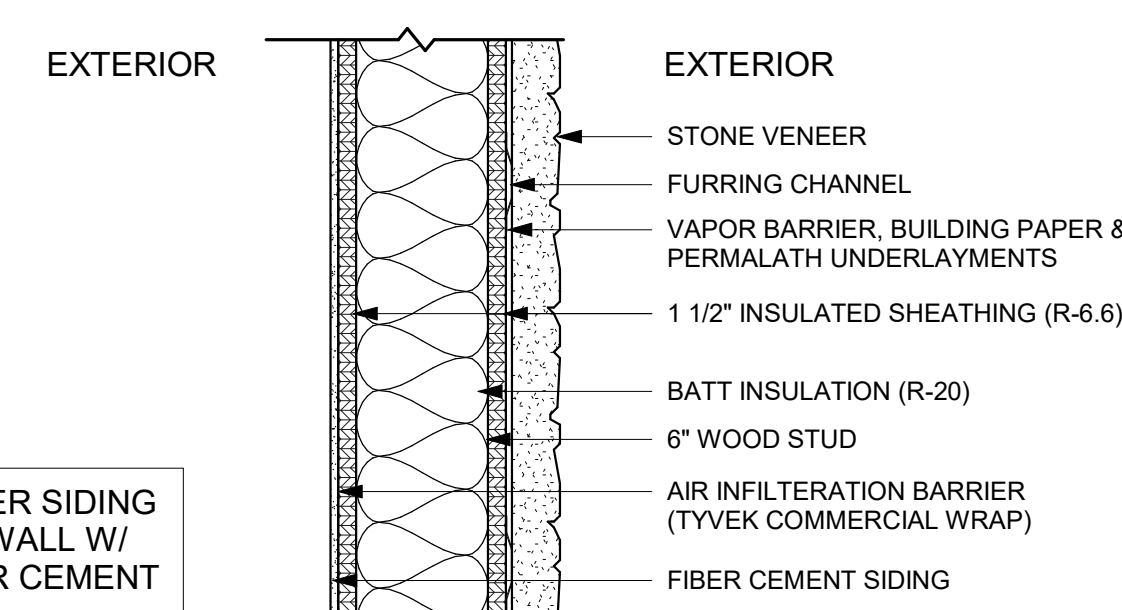
EXTERIOR STONE VENEER SIDING ONE-SIDED SHEATHED WALL W/ WOOD STUDS

EXTERIOR WALL TYPE PW1a/1b



PARTY WALL BETWEEN UNITS

EXTERIOR WALL TYPE ET2



EXTERIOR STONE VENEER SIDING TWO-SIDED SHEATHED WALL W/ WOOD STUDS AND FIBER CEMENT EXTERIOR FINISH

GA FILE NO. WP 3242	GENERIC	1 HOUR FIRE	50 to 54 STC SOUND
GYPSUM WALLBOARD, RESILIENT CHANNELS, MINERAL OR GLASS FIBER INSULATION, WOOD STUDS			
Resilient channels 16" o.c. attached at right angles to ONE SIDE of 2 x 4 wood studs 24" o.c. with 1 1/4" Type S drywall screws. One layer 5/8" type X gypsum wallboard or gypsum veneer base applied at right angles to channels with 1" Type S drywall screws 8" o.c. with vertical joints located midway between studs. 3" mineral or glass fiber insulation in stud space.			
OPPOSITE SIDE: One layer 5/8" type X gypsum wallboard or gypsum veneer base applied parallel or at right angles to studs with 6d cement coated nails, 1 7/8" long, 0.0915" shank, 15/64" heads, 7" o.c.			
Vertical joints staggered 24" on opposite sides. (LOAD-BEARING)			
Thickness:	5/8"		
Approx. Weight:	7 psf		
Fire Test:	Based on UL R14196, 05NK05371, 2-15-05, UL Design U309		
Sound Test:	NRCC TL-93-098, IRC-IR-761, 3/98		

GA FILE NO. FC 5111	GENERIC	1 HOUR FIRE	50 to 54 STC SOUND
WOOD I-JOISTS, GYPSUM WALLBOARD, RESILIENT CHANNELS			
Base layer 1/2" type X gypsum wallboard applied at right angles to resilient channels 16" o.c. with 1 1/4" Type S drywall screws 12" o.c. Resilient channels applied at right angles to minimum 9 1/2" deep wood i-joists, with minimum 1 1/4" deep x 1 1/2" wide flanges and minimum 3/8" webs, 24" o.c. with 1 1/4" Type W drywall screws. Face layer 1/2" type X gypsum wallboard applied at right angles to channels with 1 3/4" Type S drywall screws 12" o.c. Face layer end joints located midway between channels and attached to base layer with 1 1/2" Type G screws 12" o.c. Edge joints offset 24" from base layer edge joints. Wood i-joists supporting 5/8" oriented strand board applied at right angles to i-joists with 8d common nails 12" o.c.			
STC and IIC tested with 40 oz carpet over 1/4" foam pad.			
Approx. Ceiling Weight:	5 psf		
Fire Test:	NRCC A-4440.1 (Revised), 6-24-97		
Sound Test:	NRCC B-3150.2, 6-30-00		
IIC & Test:	(65 C & P) NRCC B-3150.2, 6-30-00		

DESIGN NO. GA WP 4232

FIRE RATING:	2 HOURS
STC RATING:	80
SOUND TEST:	USG-17133
SYSTEM THICKNESS:	11 3/4" (298 MM)
LOCATION:	INTERIOR
FRAMING TYPE:	WOOD STUD (LOAD BEARING)

ASSEMBLY REQUIREMENTS:
 GYPSUM PANELS: TWO LAYERS 5/8" (15.9 MM) SHEETROCK® GYPSUM PANEL (UL TYPE SCX)
 WOOD STUDS: 2" X 4" (50 X 89 MM) WOOD STUDS, 24" (610 MM) O.C.
 INSULATION: 3-1/2" (89 MM) FIBERGLASS INSULATION
 GYPSUM PANELS: ONE LAYER 5/8" (15.9 MM) SHEETROCK® GYPSUM PANEL (UL TYPE SCX)
 AIR SPACE: 1" (25 MM) AIR SPACE
 GYPSUM PANELS: ONE LAYER 5/8" (15.9 MM) SHEETROCK® GYPSUM PANEL (UL TYPE SCX)
 WOOD STUDS: 2" X 4" (50 X 89 MM) WOOD STUDS, 24" (610 MM) O.C.
 INSULATION: 3-1/2" (89 MM) FIBERGLASS INSULATION
 GYPSUM PANELS: TWO LAYERS 5/8" (15.9 MM) SHEETROCK® GYPSUM PANEL (UL TYPE SCX)

APPROVAL STAMPS:

Reviewed for code compliance

01/21/2026

No.	Date	Description
2	05.02.25	PERM. COMMENTS #1
1	03.24.25	ISSUED FOR PERMIT

SUBMISSIONS & REVISIONS

OWNER

MAY RIEGLER PROPERTIES
7200 WISCONSIN AVE #500
BETHESDA, MD 20814

ARCHITECT

K A S A
KEVIN & ASAKO SPERRY ARCHITECTURE
500 7TH AVENUE 8TH FLOOR
NEW YORK, NY 10018
T.312.636.3248
www.kasa-arch.com

GENERAL CONTRACTOR

KOCON
2220 CURVE PLAZA, STE 203
PO BOX 775735
STEAMBOAT SPRINGS, CO 80487

CIVIL ENGINEER

BASLINE ENGINEERS
1169 HILLTOP PARKWAY, SUITE 204
PO BOX 770152
STEAMBOAT SPRINGS, CO 80487

LANDSCAPE ARCHITECT

BASLINE ENGINEERS
1169 HILLTOP PARKWAY, SUITE 204
PO BOX 770152
STEAMBOAT SPRINGS, CO 80487

STRUCTURAL ENGINEER

CRAIG FRITHSEN ENGINEERING, LLC
PO BOX 772759
STEAMBOAT SPRINGS, CO 80477

ELECTRICAL ENGINEERS

WILDER ENGINEERING LLC
1170 BLUE SAGE DRIVE
STEAMBOAT SPRINGS, CO 80487

INTERIOR DESIGNER:

PROJECT LOCATION

TERRAIN AT WALTON CREEK
2075 & 2077 WALTON CREEK RD
STEAMBOAT SPRINGS, CO

DRAWING TITLE

EXTERIOR WALL SCHEDULES

SEAL

DATE: 03/12/25
DRAWN BY:
CHECKED BY:
PROJECT NO:

DRAWING NO: **A1000**

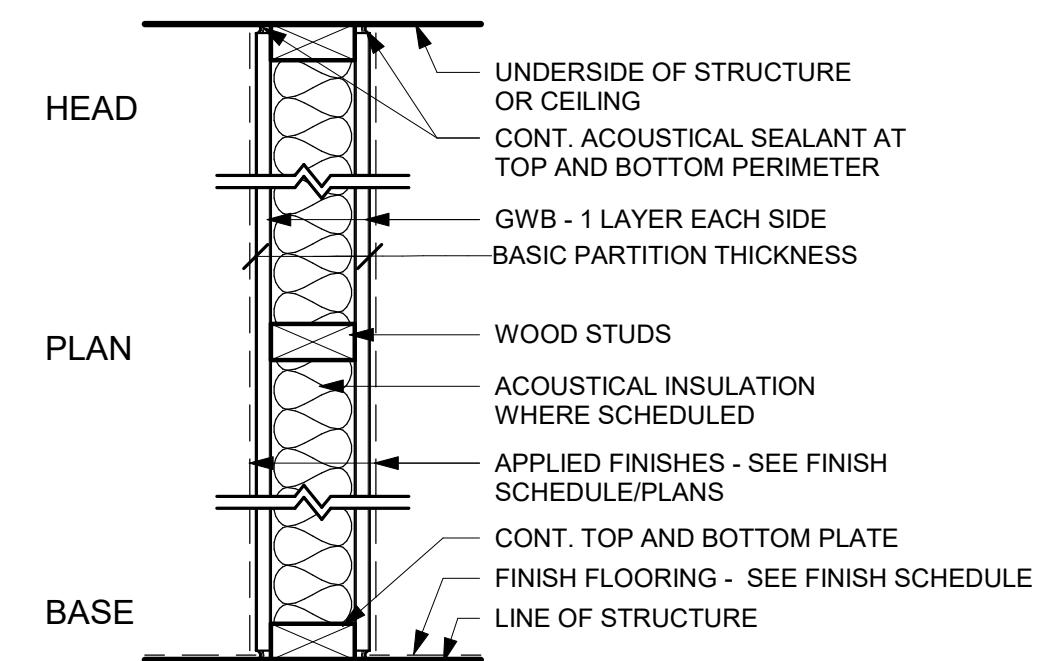
12/5/2025 11:22:30 AM

COLORADO LICENSED ARCHITECT KEVIN C. SPERRY 406217

Copyright 2019

PARTITION TYPE M

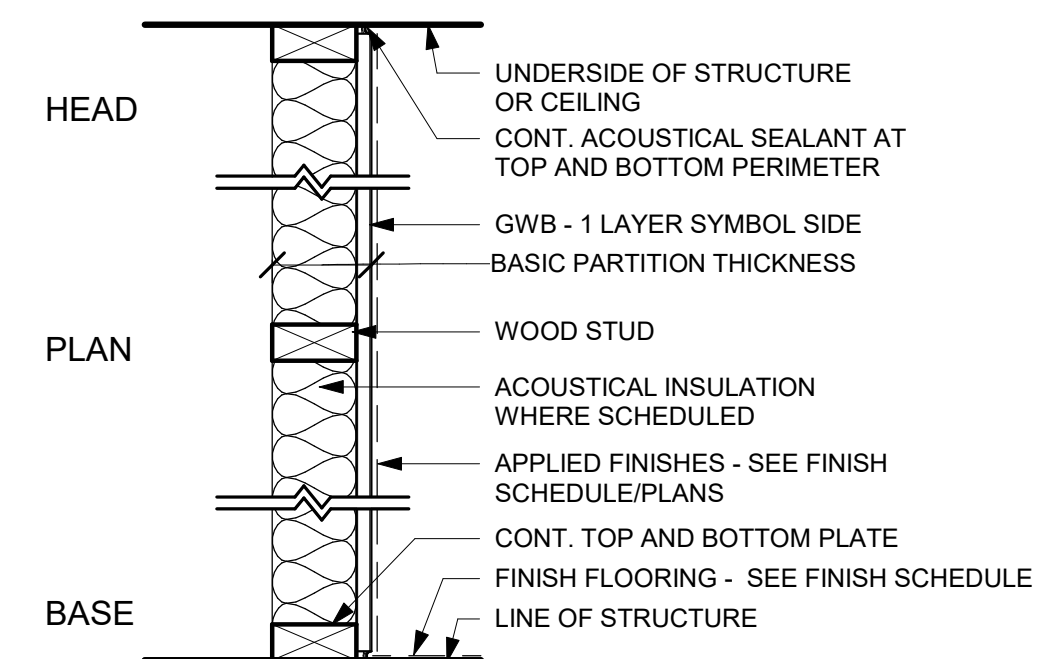
NOTES:
* SEE DETAILS FOR BRACING OF PARTITIONS TYPES M_3 & M_4



TYPE	STUD SIZE	BASIC PARTITION THICKNESS	STUDS TO STRUCTURE ABOVE (SEE DETAILS)		FIRE RATING	ACOUSTIC INSULATION	STC	ACOUSTICAL TEST #	FIRE TEST #	REMARKS
			GWB TO STRUCTURE	GWB 6" ABOVE CLG						
M30	3 1/2"	4 3/4"	•		1HR	No	37	USG-860807	UL DES U305	
M31	3 1/2"	4 3/4"	•		-	No	37	USG-860807	-	
M51	5 1/2"	6 3/4"	•		-	No	37	SIM. USG-860807	-	

PARTITION TYPE Q

NOTES:
* SEE DETAILS FOR BRACING OF PARTITIONS TYPES Q_3 & Q_4
STUDS EXCEEDING 12' FOOT HEIGHT REQ'D MID HT. BRACING TO STRUCTURE



TYPE	STUD SIZE	BASIC PARTITION THICKNESS	STUDS TO STRUCTURE ABOVE (SEE DETAILS)		FIRE RATING	ACOUSTIC INSULATION	STC	ACOUSTICAL TEST #	FIRE TEST #	REMARKS
			GWB TO STRUCTURE	GWB 6" ABOVE CLG						
Q71	3 1/2"	4 1/8"	•		-	No	-	-	-	

PARTITION GENERAL NOTES

1. GENERAL
 - A. REFERENCE ROOM FINISH SCHEDULE FOR BASES AND FINAL FINISHES NOT SHOWN ON PARTITION TYPES
2. FRAMING
 - A. ALL BEARING PARTITIONS SHALL BE CONSTRUCTED PER STRUCTURAL DRAWINGS AND SPECIFICATIONS.
 - B. ALL NON-BEARING PARTITIONS SHALL BE CONSTRUCTED TO LIMIT DEFLECTION TO L/240 WITH UNIFORM 5 P.S.F. UNIFORM LOADING.
 - C. PROVIDE DOUBLE FRAMING AT ALL JAMBS OF FRAMES AND CASED OPENINGS.
 - D. ISOLATE NON-BEARING FRAMING FROM STRUCTURAL ELEMENTS TO PREVENT THE TRANSFER OF LOADS TO PARTITION FRAMING.
 - E. WHERE CONTROL JOINTS ARE REQUIRED BASED ON SPECIFIED FREQUENCY, AND ARE NOT SHOWN ON INTERIOR ELEVATIONS, LOCATE CONTROL JOINTS ON BOTH THE STRIKE AND SWING SIDE OF DOORS. WHEN PROVIDING CONTROL JOINTS AT DOORS DOES NOT MEET THE SPECIFIED FREQUENCY, PROVIDE DOUBLE STUD CONTROL JOINT CONSTRUCTION AND VERIFY LOCATION WITH THE ARCHITECT.
 - F. SCREW ATTACHMENT OF STUDS TO RUNNER TRACKS TO OCCUR ON BOTH SIDES.
 - G. PROVIDE ADEQUATE SHEET METAL OR STEEL BACKING FOR ALL WALL MOUNTED ARCHITECTURAL WOODWORK, FINISH CARPENTRY, TOILET PARTITIONS AND ACCESSORIES, RAILINGS AND SIMILAR MOUNTED ITEMS.
 - H. ALL FRAMING SHALL COORDINATE WITH ALL BUILDING TRADES INCLUDING BUT NOT LIMITED TO MECHANICAL, ELECTRICAL, PLUMBING, FIRE PROTECTION.
3. GYPSUM BOARD
 - A. ITEMS SHOWN OR SCHEDULED TO BE SEMI OR FULLY RECESSED SHALL BE INSTALLED FLUSH WITH THE FINISH FACE OF PARTITIONS UNLESS NOTED OTHERWISE. PARTITION DEPTH OR TYPE SHALL BE ADJUSTED TO ACCOMMODATE THE DEPTH OF RECESSED ITEM OR AS DIRECTED BY THE ARCHITECT.
 - B. PROVIDE CEMENTITIOUS BACKER BOARD AT ALL SHOWER LOCATIONS AND WATER-RESISTANT BACKER BOARD AT ALL OTHER LAVATORY AND TOILET LOCATIONS.
4. FIRE RATED PARTITIONS
 - A. PROVIDE PERMANENTLY STENCILED IDENTIFICATION ABOVE THE CEILING AT 4'-0" O.C. ON ALL CORRIDOR PARTITIONS, SMOKE PARTITIONS, HORIZONTAL EXIT PARTITIONS, EXIT ENCLOSURES, AND FIRE RATED WALLS. THE IDENTIFICATION SHALL BE A MINIMUM OF 4" HIGH AND READ AS FOLLOWS: "FIRE AND SMOKE BARRIER - PROTECT ALL OPENINGS".
 - B. RATED PARTITIONS ARE TO BE CONSTRUCTED BEFORE NON-RATED PARTITIONS. ABOUT NON-RATED PARTITIONS TO RATED PARTITIONS.
 - C. ALL FIRE-RESISTANCE RATED PARTITIONS SHALL BE CONSTRUCTED FROM TOP OF NON-FINISHED FLOOR CONSTRUCTION TO BOTTOM OF FLOOR CONSTRUCTION ABOVE.
 - E. FIRE RATED HEAD CONDITIONS AND THROUGH PENETRATIONS, WHETHER A SUB-PART OF THE REFERENCED RATED ASSEMBLY, OR AS SHOWN IN DETAIL REPRESENT TYPICAL HEAD-OF-WALL CONDITIONS. ATYPICAL CONDITIONS DISCOVERED DURING REQUIRED TRADE COORDINATION ARE REQUIRED TO MAINTAIN THE INTEGRITY OF THE FIRE-RESISTANCE RATING NOTED ON THE FLOOR PLANS. PROVIDE AND INDUSTRY RECOGNIZED FIRE RESISTANCE TEST, OR LETTER OF ENGINEERING JUDGMENT, FOR ALL ATYPICAL CONDITIONS FOR REVIEW PRIOR TO CONSTRUCTION.
 - F. ALL THROUGH PENETRATIONS IN FIRE-RESISTANCE RATED PARTITIONS SHALL BE SEALED WITH MATERIALS AND ASSEMBLIES NECESSARY TO MAINTAIN THE REQUIRED FIRE-RESISTANCE RATING OF THE PARTITION.
5. SOUND RESISTANCE RATING
 - A. ALL PARTITIONS NOTED TO BE SOUND RESISTANCE RATED (SAR), SHALL BE CONSTRUCTED IN STRICT ACCORDANCE WITH THE REFERENCED TEST.
 - B. GYPSUM BOARD PARTITIONS SHALL BE CONSTRUCTED WITH SOUND ATTENUATED INSULATION AS SCHEDULED. INSULATION SHALL BE CONTINUOUS AND WITHOUT INTERRUPTION.
 - C. ALL THROUGH PENETRATIONS IN SOUND RESISTANCE RATED PARTITIONS SHALL BE SEALED WITH ACOUSTICAL SEALANT TO MAINTAIN REFERENCED SOUND RESISTANCE RATING.
 - D. THROUGH PENETRATIONS IN ALL PARTITIONS NOTED TO BE SOUND RESISTANCE RATED AND FIRE RESISTANCE RATED ARE REQUIRED TO BE SEALED WITH MATERIALS CAPABLE OF MEETING BOTH SOUND AND FIRE RESISTANCE RATINGS.

APPROVALS:

Reviewed for code compliance

01/21/2026

No.	Date	Description
2	05.02.25	PERM. COMMENTS #1
1	03.24.25	ISSUED FOR PERMIT

SUBMISSIONS & REVISIONS

OWNER
MAY RIEGLER PROPERTIES
7200 WISCONSIN AVE #500
BETHESDA, MD 20814

ARCHITECT
KASA
KEVIN & ASAKO SPERRY ARCHITECTURE
500 7TH AVENUE 8TH FLOOR
NEW YORK, NY 10018
T.312.636.3248
www.kasa-arch.com

GENERAL CONTRACTOR
KOCON
2220 CURVE PLAZA, STE 203
PO BOX 775735
STEAMBOAT SPRINGS, CO 80487

CIVIL ENGINEER
BASELINE ENGINEERS
1169 HILLTOP PARKWAY, SUITE 204
PO BOX 770152
STEAMBOAT SPRINGS, CO 80487

LANDSCAPE ARCHITECT
BASELINE ENGINEERS
1169 HILLTOP PARKWAY, SUITE 204
PO BOX 770152
STEAMBOAT SPRINGS, CO 80487

STRUCTURAL ENGINEER
CRAIG FRITHSEN ENGINEERING, LLC
PO BOX 772759
STEAMBOAT SPRINGS, CO 80477

ELECTRICAL ENGINEERS
WILDER ENGINEERING LLC
1170 BLUE SAGE DRIVE
STEAMBOAT SPRINGS, CO 80487

INTERIOR DESIGNER:

PROJECT LOCATION
TERRAIN AT WALTON CREEK
2075 & 2077 WALTON CREEK RD
STEAMBOAT SPRINGS, CO

DRAWING TITLE
INTERIOR PARTITION SCHEDULES

SEAL	DATE:
	DRAWN BY:
	CHECKED BY:
	PROJECT NO:

DRAWING NO:
A1001

INTERIOR MATERIAL SCHEDULE							
TAG	DESCRIPTION	MANUFACTURER	PRODUCT	COLOR	FINISH	DIMENSIONS	NOTES
CA-1	CARPET	MOHAWK INDUSTRIES	ORIGINAL TOUCH	CAPE COD			ALT COLOR: HAVEN
CO-1	CONCRETE FLOOR	GC DISCRETION			CLEAR SEALED		
IP-1a	WALL PAINT	SHERWIN WILLIAMS	INTERIOR PAINT	PURE WHITE	EGGSHELL		
IP-1b	WET-AREA/TRIM PAINT	SHERWIN WILLIAMS	INTERIOR PAINT	PURE WHITE	SEMI-GLOSS		
IP-1c	CLG PAINT	SHERWIN WILLIAMS	INTERIOR PAINT	PURE WHITE	FLAT		
LV-1	LUXUARY VINYL PLANK	MARQUIS INDUSTRIES	SILVER SERIES	BRISTOL			ALT COLOR: PRESCOTT
Q-1	QUARTZ COUNTER & BACKSPLASH	MSI QUARTZ	CALACATTA ALTO				ALT COLOR: CARRARA DELPHI
T-1	KITCHEN BACKSPLASH	ARIZONA TILE	FLASH	WHITE		3" X 12"	STACK BOND
T-2	SECONDARY BATHROOM WALL TILE	MSI	ARDASIA TILE	GREY		6" x 24"	STACK BOND / ALT: NORA CREAM STACKED PORCELAIN 6X24
T-3	SECONDARY BATHROOM FLOOR TILE	MSI	DIMENSIONS	GRAPHITE		12" x 24"	ALT COLOR: GLACIER
T-4	PRIMARY BATHROOM SHOWER FLOOR TILE	MSI	CARRARA PORCELAIN			2" HEX	
T-5	PRIMARY BATHROOM FLOOR TILE	MSI	SANDE	GREY		12" x 24"	ALT COLOR: IVORY
WB-1	PTD WOOD WALL BASE	GC DISCRETION		PURE WHITE	SEMI-GLOSS	6"	
WB-2	VINYL WALL BASE	GC DISCRETION		GRAY		4"	
WF-1	ENGINEERED WOOD FLOORING	D&M FLOORING	EUROPEAN OAK CHARACTER	CAMBRIA		6"	ALT COLOR: LAKESIDE

EXTERIOR MATERIAL SCHEDULE							
TAG	TYPE	MANUFACTURER	PRODUCT	COLOR	DIMENSIONS	NOTES	
APS-01	ASPHALT SHINGLE	GAF	TIMBERLINE HDZ SHINGLES	PEWTER GRAY			
CSC01	CASTSTONE COPING	GC DISCRETION	N/A	SAND			
FCP-01	VERTICAL SIDING	LP SMARTSIDE	BOARD AND BATTEN WIDE SPACING	DIAMOND KOTE - DENALI	16" SPACING		ALT: TERRA BRONZE COLOR
FCP-02	SHAKER SIDING	LP SMARTSIDE	STAGGERED EDGE SHAKE SIDING	DIAMOND KOTE - DENALI	7"		ALT: TERRA BRONZE COLOR
FCP-03	FASCIA BOARD	LP SMARTSIDE		DIAMOND KOTE - ONYX			
FCP-04	PANEL	LP SMARTSIDE	NO GROOVE PANEL SIDING	DIAMOND KOTE - ONYX	AS SHOWN		
FCP-05	TRIM - BLACK	LP SMARTSIDE		DIAMOND KOTE - ONYX	8"		
FCP-06	TRIM - WOOD-TONE	LP SMARTSIDE		DIAMOND KOTE - DENALI	8"		ALT: TERRA BRONZE COLOR
MTL-02	PTD. MTL. CANOPY	N/A	N/A	MATCH FCP-05 COLOR			
MTL-03	MTL. SNOW GUARD	N/A	N/A	MATCH FCP-05 COLOR			
MTL-04	MTL. CHIMNEY CAP	N/A	N/A	MATCH FCP-05 COLOR			
MTL-05	PTD. MTL. GUARDRAIL	N/A	N/A	MATCH FCP-05 COLOR			
PWC01	PAINTED WOOD COLUMN	GC DISCRETION	N/A	MATCH FCP-05 COLOR			
STC-01	STUCCO	DRYVIT	OUTSULATION	SANDBLAST / MOONLIGHT	1" / 3.85 R-VALUE		OR EQUAL
STV-01	STONE VENEER SIDING	VERSETTA STONE	TIGHT-CUT	MISSION POINT			STONE GREY FOR WAINSCOT CAP, J-CHANNEL & STARTER STRIP
WDP-01	WOOD PLANKS	GC DISCRETION	NATURAL WOOD T&G W/ NICKEL GAP	PINE	6"W		

APPROVAL STAMPS:

Reviewed for code compliance

01/21/2026

No.	Date	Description
10	09.12.25	ASI-07
5	08.01.25	ASI-02
2	05.02.25	PERM. COMMENTS #1
1	03.24.25	ISSUED FOR PERMIT

SUBMISSIONS & REVISIONS

OWNER

MAY RIEGLER PROPERTIES
7200 WISCONSIN AVE #500
BETHESDA, MD 20814

ARCHITECT

K A S A

KEVIN & ASAKO SPERRY ARCHITECTURE
500 7TH AVENUE 8TH FLOOR
NEW YORK, NY 10018
T.312.636.3248
www.kasa-arch.com

GENERAL CONTRACTOR

KOCON
2220 CURVE PLAZA, STE 203
PO BOX 775735
STEAMBOAT SPRINGS, CO 80487

CIVIL ENGINEER

BASLINE ENGINEERS
1169 HILLTOP PARKWAY, SUITE 204
PO BOX 770152
STEAMBOAT SPRINGS, CO 80487

LANDSCAPE ARCHITECT

BASLINE ENGINEERS
1169 HILLTOP PARKWAY, SUITE 204
PO BOX 770152
STEAMBOAT SPRINGS, CO 80487

STRUCTURAL ENGINEER

CRAIG FRITHSEN ENGINEERING, LLC
PO BOX 772759
STEAMBOAT SPRINGS, CO 80477

ELECTRICAL ENGINEERS

WILDER ENGINEERING LLC
1170 BLUE SAGE DRIVE
STEAMBOAT SPRINGS, CO 80487

INTERIOR DESIGNER:


PROJECT LOCATION

TERRAIN AT WALTON CREEK
2075 & 2077 WALTON CREEK RD
STEAMBOAT SPRINGS, CO

DRAWING TITLE

INTERIOR & EXTERIOR FINISH SCHEDULES

SEAL



DATE: 03/12/25
DRAWN BY:
CHECKED BY:
PROJECT NO:

DRAWING NO:

A1002

INTERIOR DOOR SCHEDULE													
DOOR NO.	Location		Door Type	Door					Hardware Set	Fire Rating	Frame Style	Frame Material	Comments
	From Room: Number	To Room: Number		Width	Height	Thickness	Material	Finish					
11-001	1101	REC ROOM	F	3' - 0"	6' - 8"	1 3/8"	Wood	PNT		20MIN	(none)		
11-002	1106	GARAGE	L	2' - 8"	6' - 8"	1 3/8"	Wood	PNT		NR	(none)		
11-003	1103	BATHRM	P	2' - 8"	6' - 8"	1 3/8"	Wood	PNT		NR	(none)		
11-004	1105	REC ROOM	P	2' - 8"	6' - 8"	1 3/8"		PNT		NR	(none)		
11-101	1112	VESTIBULE	DS	5' - 0"	8' - 0"	1 3/8"				NR	(none)		
11-102	1113	VESTIBULE	P	2' - 8"	8' - 0"	1 3/8"				NR	(none)		
11-103	1115	STUDY	DPK	2' - 6"	8' - 0"	1 3/8"				NR	(none)		
11-201	1122	HALLWAY	P	2' - 8"	8' - 0"	1 3/8"				NR	(none)		
11-202	1123	PRIMARY BR	P	2' - 8"	8' - 0"	1 3/8"				NR	(none)		
11-203	1122	PR BATH	P	2' - 8"	8' - 0"	1 3/8"				NR	(none)		
11-204	1125	HALLWAY	P	2' - 8"	8' - 0"	1 3/8"				NR	(none)		
11-205	1126	HALLWAY	P	2' - 8"	8' - 0"	1 3/8"				NR	(none)		
11-206	1127	BEDRM	DS	4' - 0"	8' - 0"	1 3/8"				NR	(none)		
11-207	1128	HALLWAY	P	2' - 8"	8' - 0"	1 3/8"				NR	(none)		
11-208	1129	HALLWAY	PKL	2' - 8"	8' - 0"	1 3/8"				NR	(none)		
12-001	1201	REC ROOM	F	3' - 0"	6' - 8"	1 3/8"				20MIN	(none)		
12-002	1201	UTILITY	L	2' - 8"	6' - 8"	1 3/8"				NR	(none)		
12-003	1202	REC ROOM	P	2' - 8"	6' - 8"	1 3/8"				NR	(none)		
12-004	1203	CLOSET	P	2' - 8"	6' - 8"	1 3/8"				NR	(none)		
12-101	1211	CLOSET	DS	5' - 0"	8' - 0"	1 3/8"				NR	(none)		
12-102	1213	VESTIBULE	P	2' - 8"	8' - 0"	1 3/8"				NR	(none)		
12-103	1215	PANTRY	P	2' - 4"	8' - 0"	1 3/8"				NR	(none)		
12-201	1221	PRIMARY BR	P	2' - 8"	8' - 0"	1 3/8"				NR	(none)		
12-202	1222	WIC	P	2' - 8"	8' - 0"	1 3/8"				NR	(none)		
12-203	1224	PRIMARY BR	P	2' - 8"	8' - 0"	1 3/8"				NR	(none)		
12-204	1221	BATHRM	P	2' - 8"	8' - 0"	1 3/8"				NR	(none)		
12-205	1221	BEDRM	P	2' - 8"	8' - 0"	1 3/8"				NR	(none)		
12-206	1226	CLOSET	DS	4' - 0"	8' - 0"	1 3/8"				NR	(none)		
12-207	1221	BEDRM	P	2' - 8"	8' - 0"	1 3/8"				NR	(none)		
12-208	1221	W/D	P	2' - 8"	8' - 0"	1 3/8"				NR	(none)		
13-001	1301	REC ROOM	F	3' - 0"	6' - 8"	1 3/8"				20MIN	(none)		
13-002	1301	UTILITY	L	2' - 8"	6' - 8"	1 3/8"				NR	(none)		
13-003	1302	REC ROOM	P	2' - 8"	6' - 8"	1 3/8"				NR	(none)		
13-004	1303	CLOSET	P	2' - 8"	6' - 8"	1 3/8"				NR	(none)		
13-101	1311	CLOSET	DS	5' - 0"	8' - 0"	1 3/8"				NR	(none)		
13-102	1313	VESTIBULE	P	2' - 8"	8' - 0"	1 3/8"				NR	(none)		
13-103	1315	PANTRY	P	2' - 4"	8' - 0"	1 3/8"				NR	(none)		
13-201	1321	PRIMARY BR	P	2' - 8"	8' - 0"	1 3/8"				NR	(none)		
13-202	1322	WIC	P	2' - 8"	8' - 0"	1 3/8"				NR	(none)		
13-203	1324	PRIMARY BR	P	2' - 8"	8' - 0"	1 3/8"				NR	(none)		
13-204	1321	BATHRM	P	2' - 8"	8' - 0"	1 3/8"				NR	(none)		
13-205	1321	BEDRM	P	2' - 8"	8' - 0"	1 3/8"				NR	(none)		
13-206	1326	CLOSET	DS	4' - 0"	8' - 0"	1 3/8"				NR	(none)		
13-207	1321	BEDRM	P	2' - 8"	8' - 0"	1 3/8"				NR	(none)		
13-208	1321	W/D	P	2' - 8"	8' - 0"	1 3/8"				NR	(none)		
14-001	1401	REC ROOM	F	3' - 0"	6' - 8"	1 3/8"				20MIN	(none)		
14-002	1401	UTILITY	L	2' - 8"	6' - 8"	1 3/8"				NR	(none)		
14-003	1402	REC ROOM	P	2' - 8"	6' - 8"	1 3/8"				NR	(none)		
14-004	1403	CLOSET	P	2' - 8"	6' - 8"	1 3/8"				NR	(none)		
14-101	1411	CLOSET	DS	5' - 0"	8' - 0"	1 3/8"				NR	(none)		
14-102	1413	VESTIBULE	P	2' - 8"	8' - 0"	1 3/8"				NR	(none)		
14-103		PANTRY	P	2' - 4"	8' - 0"	1 3/8"				NR	(none)		
14-201	1421	PRIMARY BR	P	2' - 8"	8' - 0"	1 3/8"				NR	(none)		
14-202	1422	WIC	P	2' - 8"	8' - 0"	1 3/8"				NR	(none)		
14-203	1424	PRIMARY BR	P	2' - 8"	8' - 0"	1 3/8"				NR	(none)		
14-204	1421	BATHRM	P	2' - 8"	8' - 0"	1 3/8"				NR	(none)		
14-205	1421	BEDRM	P	2' - 8"	8' - 0"	1 3/8"				NR	(none)		
14-206	1426	CLOSET	DS	4' - 0"	8' - 0"	1 3/8"				NR	(none)		
14-207	1421	BEDRM	P	2' - 8"	8' - 0"	1 3/8"				NR	(none)		
14-208	1421	W/D	P	2' - 8"	8' - 0"	1 3/8"				NR	(none)		

INTERIOR DOOR SCHEDULE													
DOOR NO.	Location		Door Type	Door					Hardware Set	Fire Rating	Frame Style	Frame Material	Comments
	From Room: Number	To Room: Number		Width	Height	Thickness	Material	Finish					
15-001	1501	HALLWAY	F	3' - 0"	6' - 8"	1 3/8"				20MIN	(none)		
15-002	1501	UTILITY	L	2' - 8"	6' - 8"	1 3/8"				NR	(none)		
15-003	1502	HALLWAY	P	2' - 8"	6' - 8"	1 3/8"				NR	(none)		
15-004	1506	BUNK ROOM	DP	5' - 0"	6' - 8"	1 3/8"				NR	(none)		
15-101	1516	CLOSET	P	2' - 8"	8' - 0"	1 3/8"				NR	(none)		
15-102	1513	VESTIBULE	P	2' - 8"	8' - 0"	1 3/8"				NR	(none)		
15-201	1521	PRIMARY BR	P	2' - 8"	8' - 0"	1 3/8"				NR	(none)		
15-202	1523	PRIMARY BR	P	2' - 4"	8' - 0"	1 3/8"				NR	(none)		
15-203	1522	WIC	P	2' - 4"	8' - 0"	1 3/8"				NR	(none)		
15-204	1522	PR BATH	P	2' - 8"	8' - 0"	1 3/8"				NR	(none)		
15-205	1526	HALLWAY	P	2' - 8"	8' - 0"	1 3/8"				NR	(none)		
15-206	1526	BATHRM	P	2' - 8"	8' - 0"	1 3/8"				NR	(none)		
15-207	1528	BEDRM	DP	5' - 0"	8' - 0"	1 3/8"				NR	(none)		
15-208	1529	HALLWAY	P	2' - 8"	8' - 0"	1 3/8"				NR	(none)		
21-101	2111	CLOSET	DS	4' - 0"	8' - 0"	1 3/8"				NR	(none)		
21-102	2113	HVAC	F	2' - 8"	8' - 0"	1 3/8"				20MIN	(none)		
21-103	2114	PANTRY & WATER HEATER	P	2' - 8"	5' - 0"	1 3/8"					(none)		
21-201	2122	HALLWAY	P	2' - 8"	8' - 0"	1 3/8"				NR	(none)		
21-202	2123	PRIMARY BR	P	2' - 4"	8' - 0"	1 3/8"				NR	(none)		
21-203	2124	PRIMARY BR	PK	2' - 8"	8' - 0"	1 3/8"				NR	(none)		
21-204	2121	BEDRM	P	2' - 8"	8' - 0"	1 3/8"				NR	(none)		
21-205	2125	CLOSET	DS	4' - 0"	8' - 0"	1 3/8"				NR	(none)		
21-206	2121	BATHRM	P	2' - 8"	8' - 0"	1 3/8"				NR	(none)		
21-207	2128	HALLWAY	BF	2' - 6"	8' - 0"	1 3/8"				NR	(none)		
22-001	2202	GARAGE	F	3' - 0"	6' - 8"	1 3/8"				20MIN	(none)		
22-002	2201	UTILITY	L	2' - 8"	6' - 8"	1 3/8"				NR	(none)		
22-003	2202	BDRM	P	3' - 0"	6' - 8"	1 3/8"				NR	(none)		
22-004	2207	BDRM	P	2' - 8"	6' - 8"	1 3/8"				NR	(none)		
22-005	2203	BATHRM	P	3' - 0"	6' - 8"	1 3/8"				NR	(none)		
22-006	2206	HALLWAY	DL	5' - 0"	6' - 8"	1 3/8"				NR	(none)		
22-101	2211	CLOSET	P	2' - 8"	8' - 0"	1 3/8"				NR	(none)		
22-102	2213	VESTIBULE	P	2' - 8"	8' - 0"	1 3/8"				NR	(none)		
22-201	2221	PRIMARY BR	P	2' - 8"	8' - 0"	1 3/8"				NR	(none)		
22-202	2223	PRIMARY BR	PK	2' - 8"	8' - 0"	1 3/8"				NR	(none)		
22-203	2222	PR BATH	PK	2' - 8"	8' - 0"	1 3/8"				NR	(none)		
22-204	2224	TOILET	P	2' - 4"	8' - 0"	1 3/8"				NR	(none)		
22-205	2221	BEDRM	P	2' - 8"	8' - 0"	1 3/8"				NR	(none)		
22-206	2226	WIC	PK	2' - 8"	8' - 0"	1 3/8"				NR	(none)		
22-207	2228	BEDRM	P	2' - 8"	8' - 0"	1 3/8"				NR	(none)		
22-208	2229	HALLWAY	P	2' - 8"	8' - 0"	1 3/8"				NR	(none)		
23-001	2301	HALLWAY	F	3' - 0"	6' - 8"	1 3/8"				20MIN	(none)		
23-002	2308	GARAGE	L	2' - 8"	6' - 8"	1 3/8"				NR	(none)		
23-003	2303	HALLWAY	P	3' - 0"	6' - 8"	1 3/8"				NR	(none)		
23-004	2303	CLOSET	P	2' - 8"	6' - 8"	1 3/8"				NR	(none)		
23-005	2304	BDRM	P	3' - 0"	6' - 8"	1 3/8"				NR	(none)		
23-006	2302	CLOSET	DL	5' - 0"	6' - 8"	1 3/8"				NR	(none)		
23-101	2312	VESTIBULE	P	2' - 8"	8' - 0"	1 3/8"				NR	(none)		
23-102	2311	PWDR RM	P	2' - 8"	8' - 0"	1 3/8"				NR	(none)		
23-103	2315	KITCHEN	PK	2' - 8"	8' - 0"	1 3/8"				NR	(none)		
23-201	2322	HALLWAY	P	2' - 8"	8' - 0"	1 3/8"				NR	(none)		
23-202	2322	WIC	PK	2' - 8"	8' - 0"	1 3/8"				NR	(none)		
23-203	2324	PRIMARY BR	PK	2' - 8"	8' - 0"	1 3/8"				NR	(none)		
23-204	2325	PR BATH	P	2' - 4"	8' - 0"	1 3/8"				NR	(none)		
23-205	2326	HALLWAY	P	2' - 8"	8' - 0"	1 3/8"				NR	(none)		
23-206	2327	BEDRM	PK	2' - 8"	8' - 0"	1 3/8"				NR	(none)		
23-207	2326	BATHRM	P	2' - 8"	8' - 0"	1 3/8"				NR	(none)		
23-208	2321	W/D	P	2' - 8"	8' - 0"	1 3/8"				NR	(none)		
UD84		BDRM	P	2' - 8"	6' - 8"	1 3/8"				NR	(none)		
UD85	2303		P	2' - 8"	6' - 8"	1 3/8"				NR	(none)		

DOOR WIDTH LEGEND

