

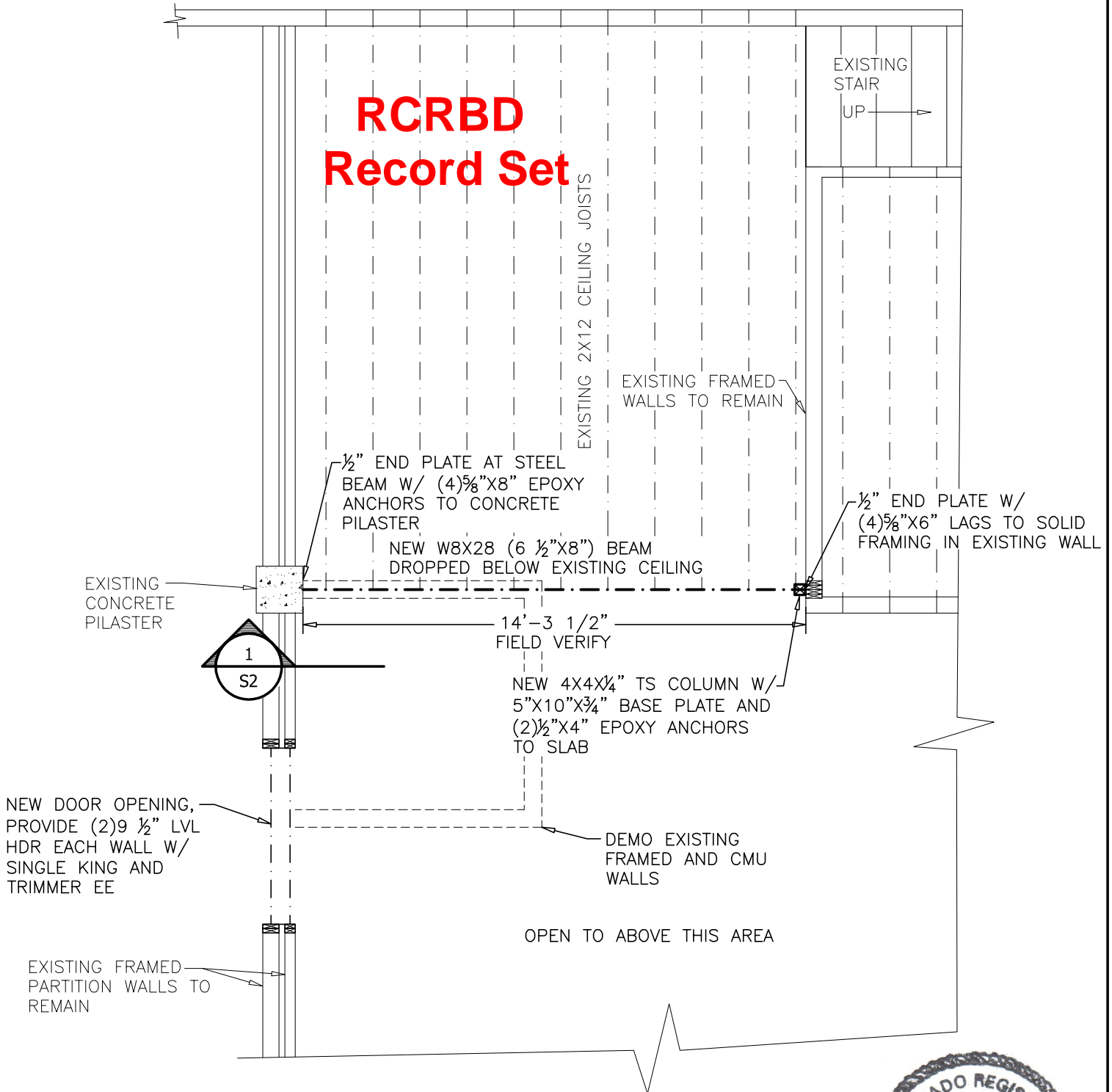


CRAIG FRITHSEN
ENGINEERING, LLC

PO BOX 772759 | STEAMBOAT SPRINGS, CO 80477

PHONE 970-846-7980 | craigfrithsen@gmail.com

RCRBD Record Set



1 FRAMING PLAN
S1 Scale: 1/4" = 1'-0"

DUDE AND DAN'S
1106 LINCOLN AVENUE
STEAMBOAT SPRINGS, CO



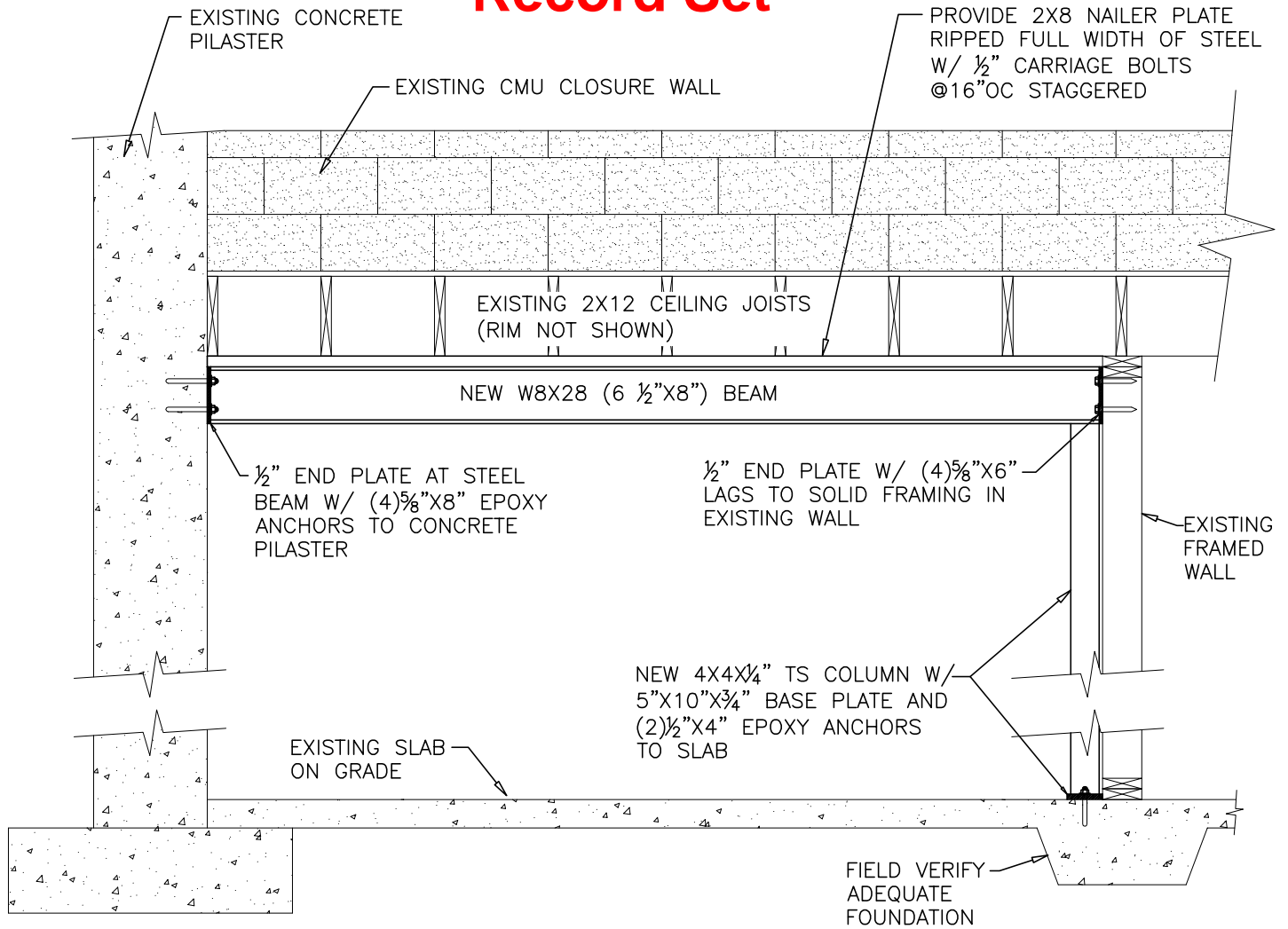


CRAIG FRITHSEN
ENGINEERING, LLC

PO BOX 772759 | STEAMBOAT SPRINGS, CO 80477

PHONE 970-846-7980 | craigfrithsen@gmail.com

RCRBD Record Set



1 FRAMING DETAIL
S2 Scale: 1/2" = 1'-0"

DUDE AND DAN'S

1106 LINCOLN AVENUE
STEAMBOAT SPRINGS, CO





CRAIG FRITHSEN
ENGINEERING, LLC

PO BOX 772759 | STEAMBOAT SPRINGS, CO 80477

PHONE 970-846-7980 | craigfrithsen@gmail.com

GENERAL

1. DESIGN LIVE LOADS: Snow=75psf, Floor=100psf, Wind, Vult=115 mph (3 Second Gust), Seismic Zone B
2. RESPONSIBILITY: The contractor is responsible for cross referencing all plans and inspecting work placement at the site to assure that no omissions or discrepancies exist that might adversely affect construction or the integrity of the finished product. Job site and construction safety are not addressed in these plans and are the responsibility of the contractor. These responsibilities are industry standard.
3. These plans are intended to be in accordance with 2015 IBC codes. All construction to be in conformance with these codes.
4. Contractor to verify all existing structure, and contact CFE with any discrepancies between actual conditions and those shown on plans. Contractor to contact CFE if any other structural concerns are discovered during demo or reconstruction.

WOOD FRAMING

1. Framing plans show structural requirements only. Additional members may be required for blocking, nailers and code requirements.
2. Use Douglas Fir or Hem Fir "stud grade" (S4S) 2x6 for all wall studs(UNO). Use DF#2 (S4S) or better for all multi-stud posts, joists, rafters, headers, posts, beams and plates.
3. Sill plates and any other lumber in direct contact with concrete- Species Group B Pressure Treated Lumber.
4. Laminated Veneer Lumber (LVL)- manufactured in accordance with APA criteria. fb=2600psi. Multiple LVL's glue and nail together with (2) rows 16d @12"oc (UNO).
5. Posts to stack over equal below (UNO).
6. Solid block all bearing walls and posts for continuity to foundation.
7. Nailing, blocking, and all other construction details per IBC and IRC, such as Table R602.3(1). (UNO)

STRUCTURAL STEEL

1. All structural steel shall conform to ASTM specifications A36 except pipe columns which shall conform to ASTM A53 Grade B, and steel tube columns which shall conform to ASTM A500 Grade B. Steel to steel member connection bolts shall be A325 steel and miscellaneous wood embedded items shall be A36 steel.
2. Steel column base plates shall bear evenly to concrete below via 4000 psi non shrink grout.
3. Minimum welds to be per AISC and/or AWS, but not less than 3\16" continuous fillet unless otherwise noted. Welding quality control shall be per AWS. All welders shall have evidence of passing the American Welding Society Standard Qualifications Test as detailed in AWS D1.1.



STRUCTURAL NOTES

Scale: NTS

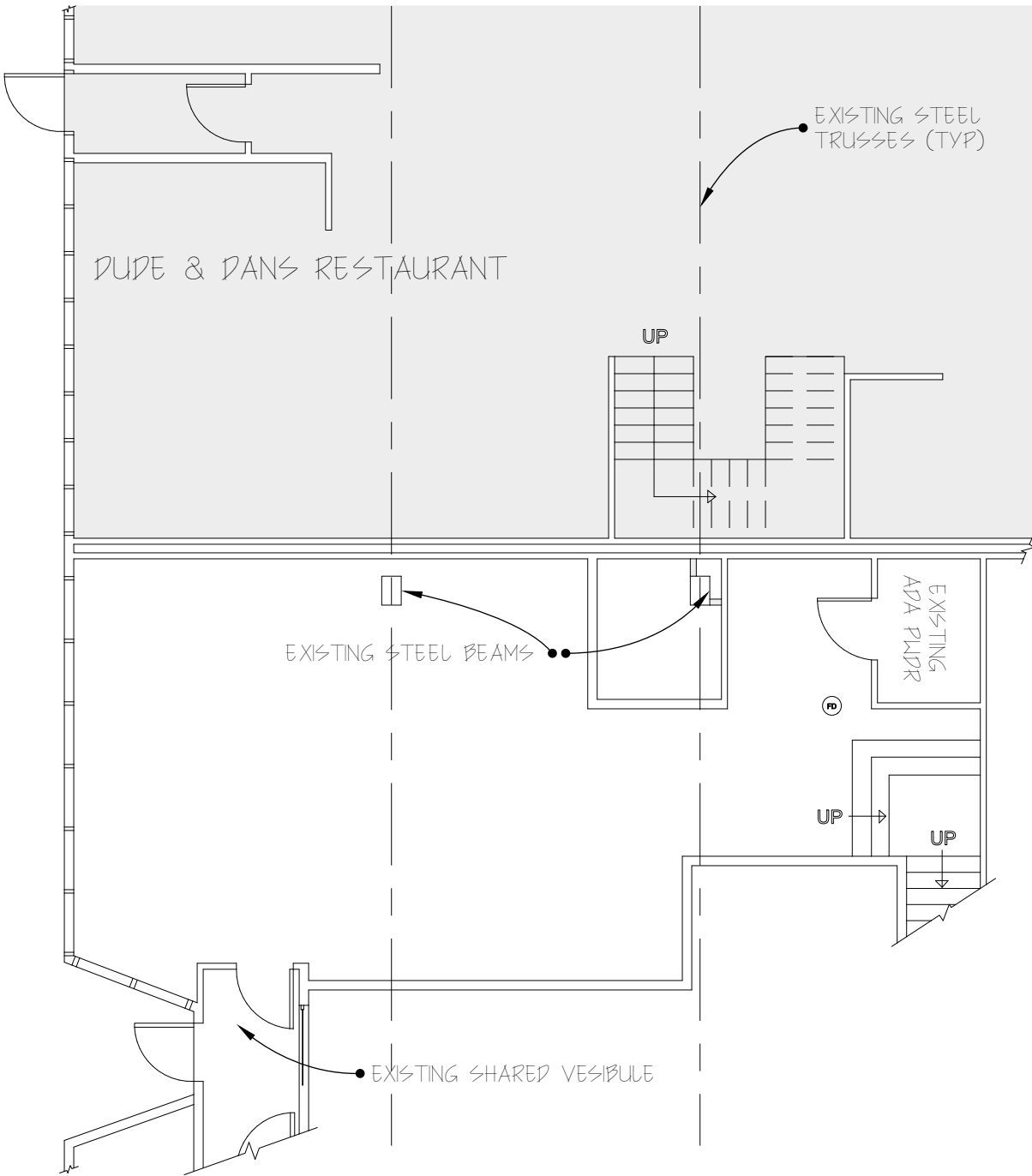
DUDE AND DAN'S

1106 LINCOLN AVENUE
STEAMBOAT SPRINGS, CO

RCRBD
Record Set

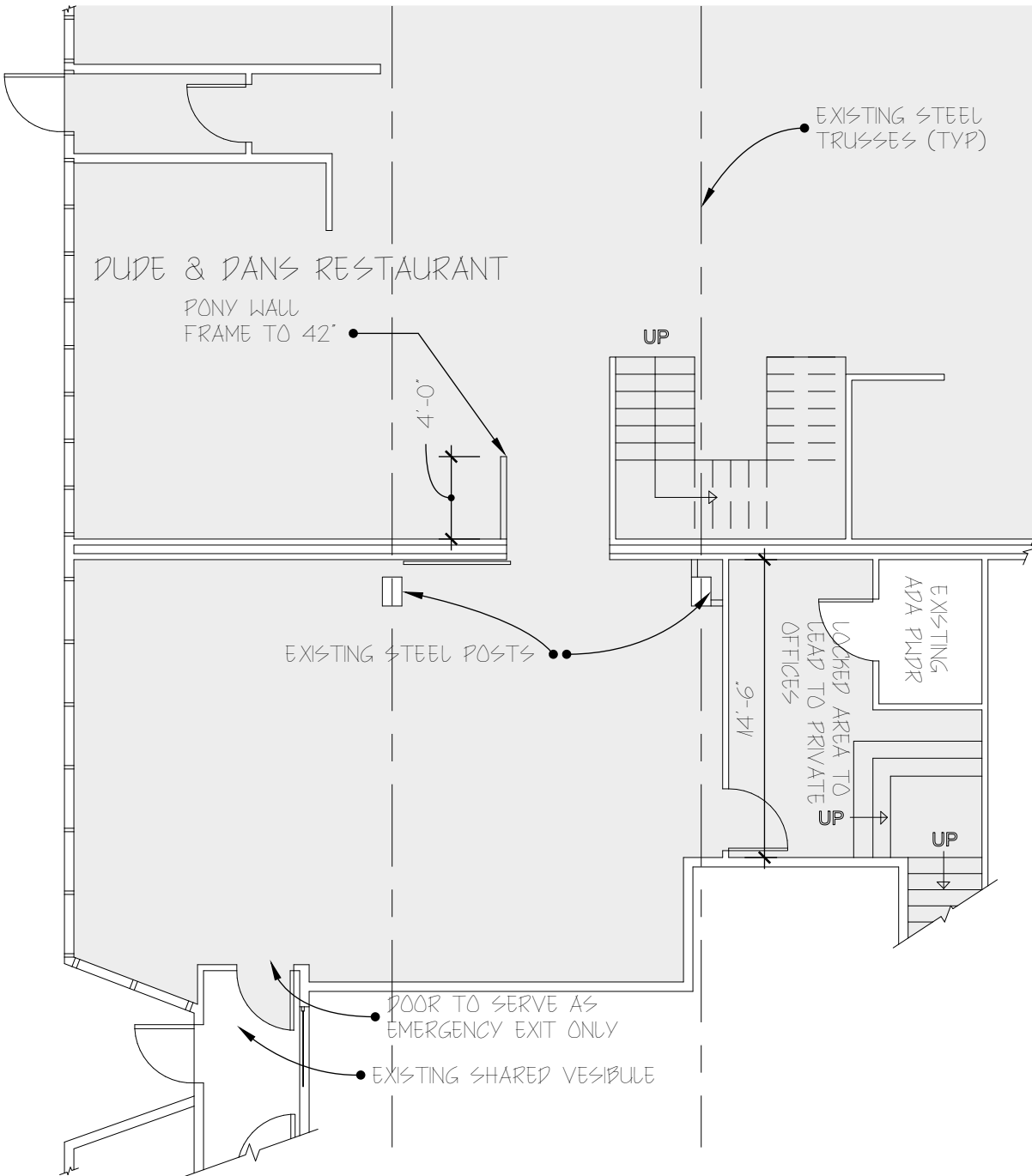


RCRBD Record Set



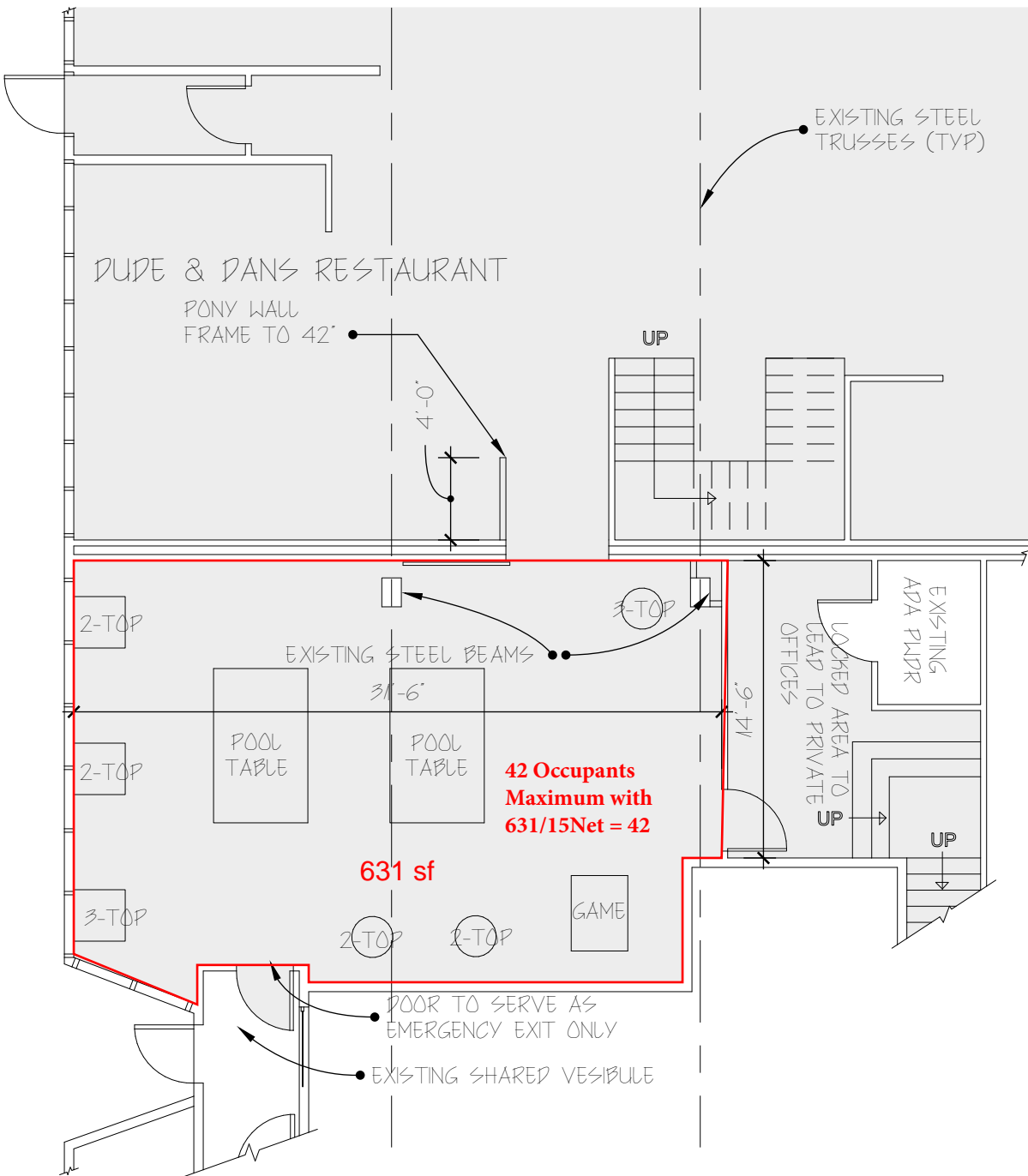
EXISTING CONDITIONS - DUDE AND DAN'S RESTAURANT
SCALE 1/8" = 1'-0"

RCRBD Record Set



PROPOSED CONDITIONS - DUDE AND DAN'S RESTAURANT
SCALE 1/8" = 1'-0"

RCRBD Record Set



PROPOSED FLOW - DUDE AND DAN'S RESTAURANT
SCALE 1/8" = 1'-0"