Either natural light and ventilation is adequate via window(s) or artificial light and HVAC is provided STFI.

RCRBD
Record Set

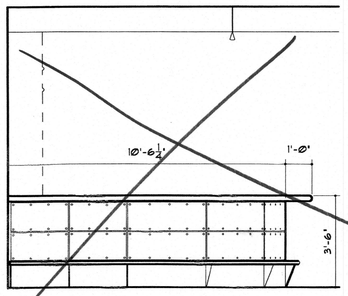

8 BAR EAST ELEVATION
SCALE: 3/8" = 1'-0"

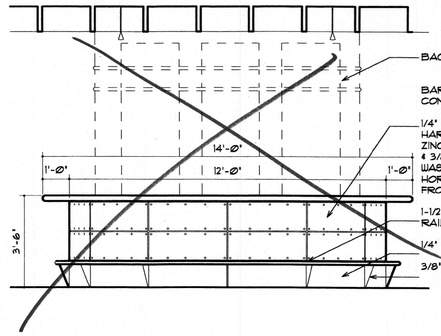

7 BAR NORTH ELEVATION
SCALE: 3/8" = 1'-0"

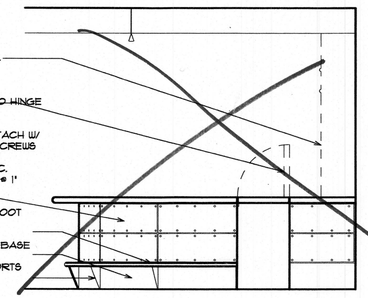

6 BAR WEST ELEVATION
SCALE: 3/8" = 1'-0"

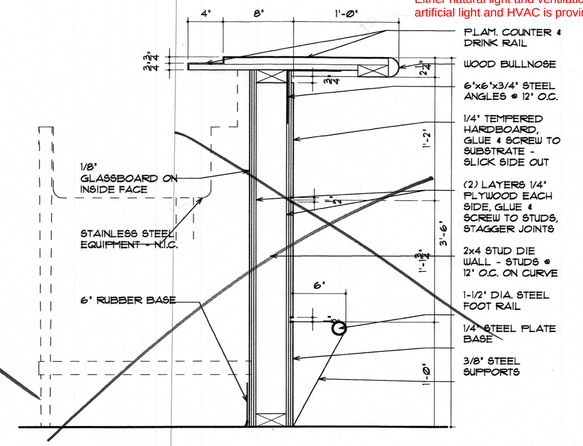

5 SECTION @ BAR
SCALE: 1 1/2" = 1'-0"

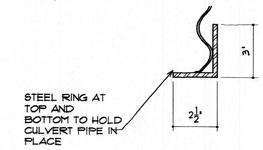

4 SECTION OF CHASE
SCALE: 3" = 1'-0"

3 ELEVATION OF PIPE CHASE
SCALE: 1/2" = 1'-0"

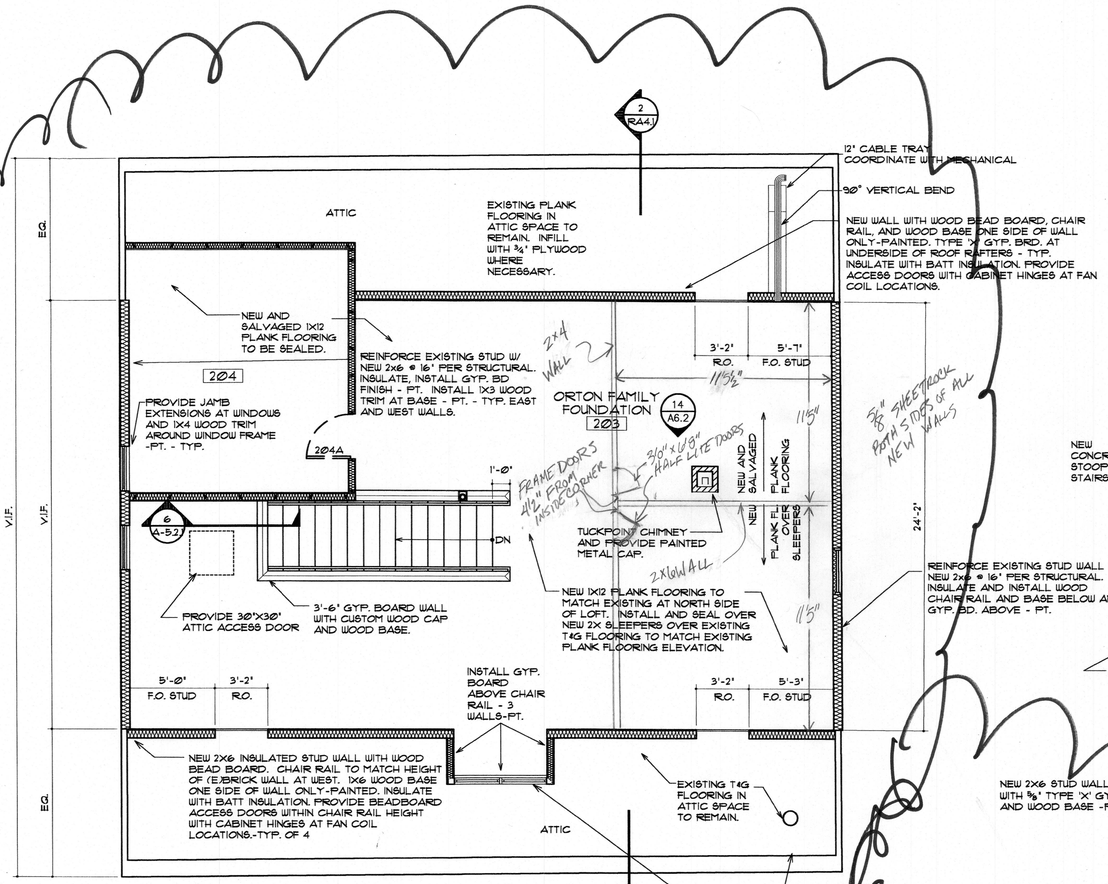

TRUE NORTH PLAN NORTH

2 LOFT PLAN POWER PLANT NEW CONSTRUCTION
SCALE: 1/4" = 1'-0"

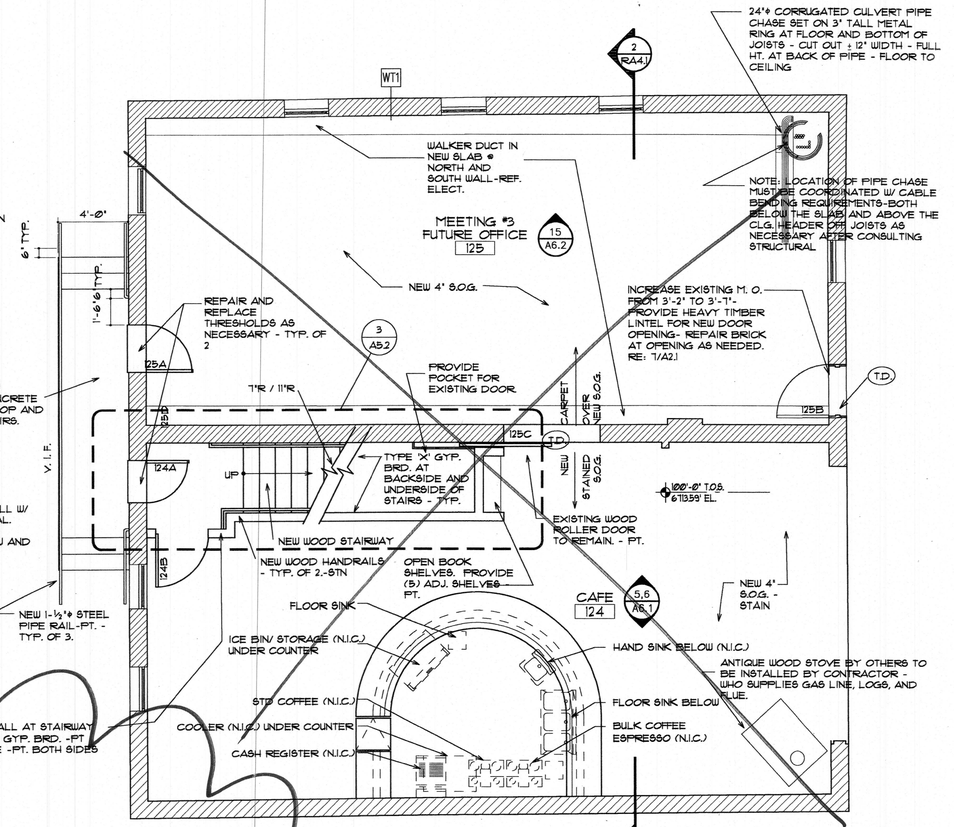

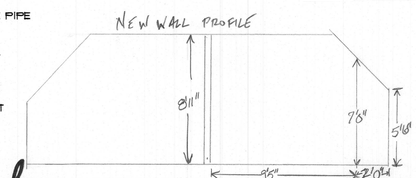

TRUE NORTH PLAN NORTH

1 FIRST FLOOR PLAN POWER PLANT NEW CONSTRUCTION
SCALE: 1/4" = 1'-0"

PJ3396-1
Fire Prevention
In: 12/20/2018
Out: 12/21/2018

Conditional approval pending decision on whether any fire alarm work would need to be done as a result of this work. Doug will take a look asap.

Andrews & Anderson, P.C.
ARCHITECTURE
HISTORIC PRESERVATION
PLANNING
1120 WASHINGTON AVENUE, SUITE 200
GOLDEN, COLORADO 80401
(303) 278-4378
FAX (303) 278-0521

©COPYRIGHT 1999
ANY UNAUTHORIZED USE OF THESE DOCUMENTS IS PROHIBITED WITHOUT THE WRITTEN CONSENT OF: ANDREWS & ANDERSON, P.C.

CENTENNIAL HALL
CITY OF STEAMBOAT SPRINGS
STEAMBOAT SPRINGS, COLORADO

ISSUED	CONSTRUCTION
DATE	1/14/00

△ REVISION	DATE

DRAWN	SM/RW
CHECKED	BMK
PROJECT NO.	99300

SHEET TITLE
POWER PLANT REHABILITATION FLOOR PLANS NEW CONSTRUCTION

SHEET NO. RA1.2

N:\DWGS\1999\99300 Centennial Hall\acad\Cd\99300-RA12-CD9.dwg Mon Jan 17 10:45:00 2000